

**Spa Francorchamps**  
**Clio Cup Series**  
**Collective Test 2**  
**Provisional Results**

# CLIO CUP

## SERIES

Clas	Nº	Driver	Nat	Cat	Clas	Team	Nat	Class	Clas	Laps	Best	Time	Gap	Interval	Km/h
1	105	Alessandro Brigatti	ITA	CHA	1	PROGETTO E20	ITA	ITA	1	9	5	2:48.278			149.8
2	12	Gabriele Torelli	ITA			Rangoni Corse	ITA	EUR & MID	1	8	5	2:48.311	0.033	0.033	149.8
3	558	Pierre Bredeaux	FRA	CHA	2	Comte Racing Team	FRA	EUR	1	11	8	2:48.552	0.274	0.241	149.5
4	29	Alexandre Finkelstein	FRA	CHA	3	GPA Racing	FRA	FRA	1	11	6	2:48.744	0.466	0.192	149.4
5	113	Adrian Schimpf	ESP	CHA	4	AST Competition	ESP	EUR & ESP	1	11	3	2:48.861	0.583	0.117	149.3
6	1	Anthony Jurado	FRA			Milan Competition	FRA	EUR & MID	2	10	9	2:48.908	0.630	0.047	149.2
7	5	Nicolas Milan	FRA			Milan Competition	FRA	EUR & FRA	1	10	7	2:48.934	0.656	0.026	149.2
8	91	Luca Franca	ITA	RAC	1	MC Motortecnica	ITA	EUR & ITA	1	11	9	2:48.974	0.696	0.040	149.2
9	25	Alexandre Albouy	FRA			GPA Racing	FRA	FRA	2	11	6	2:49.021	0.743	0.047	149.1
10	101	Tomas Pekar	CZE			Carpek Racing	CZE	EUR & MID	3	10	8	2:49.096	0.818	0.075	149.1
11	2	Florian Coruble	FRA	CHA	5	GM Sport	FRA	FRA	3	10	10	2:49.177	0.899	0.081	149.0
12	4	Julien Baziret	FRA	CHA	6	Baziret Sport	FRA	EUR & MID	4	10	7	2:49.389	1.111	0.212	148.8
13	119	Fernando Navarrete	ESP			ChefoSport	ESP	EUR	2	10	3	2:49.409	1.131	0.020	148.8
14	125	Jerzy Spinkiewicz	POL			UNIQ Racing	POL	EUR & ITA	2	11	3	2:49.511	1.233	0.102	148.7
15	158	Florian Venturi	FRA	CHA	7	GM Sport	FRA	FRA	4	10	9	2:49.574	1.296	0.063	148.6
16	15	David Pouget	FRA			GPA Racing	FRA	EUR & FRA	2	10	7	2:49.575	1.297	0.001	148.6
17	41	Simon Di Luca	ITA	TBC	1	Faro Racing	ITA	ITA	2	10	10	2:49.602	1.324	0.027	148.6
18	24	Aurelien Renet	FRA	CHA	8	JSB Competition	FRA	FRA	5	10	4	2:49.613	1.335	0.011	148.6
19	211	Nikola Miljkovic	SRB	CHA	9	Tempo Racing Team	SRB	EUR & MID	5	10	7	2:49.664	1.386	0.051	148.6
20	84	Mattia Lancellotti	ITA	CHA	10	Faro Racing	ITA	EUR & ITA	3	10	4	2:49.778	1.500	0.114	148.5
21	30	Alex Lancellotti	ITA	RAC	2	Faro Racing	ITA	EUR & ITA	4	10	10	2:49.950	1.672	0.172	148.3
22	82	Jacopo Giuseppe Cimenes	ITA	CHA	11	ESSECORSE	ITA	EUR & ITA	5	10	8	2:49.988	1.710	0.038	148.3
23	60	Leonardo Arduini	ITA	CHA	12	MC Motortecnica	ITA	EUR & ITA	6	11	10	2:50.012	1.734	0.024	148.3
24	55	René Steemetz	NLD	RAC	3	ChefoSport	ESP	EUR & MID	6	11	6	2:50.346	2.068	0.334	148.0
25	199	Alejandro Schimpf	ESP	CHA	13	AST Competition	ESP	EUR & ESP	2	11	8	2:50.355	2.077	0.009	148.0
26	31	Jeremy Bordagaray	FRA	RAC	4	Milan Competition	FRA	FRA & ESP	1	10	7	2:50.395	2.117	0.040	147.9
27	99	Guillaume Maio	FRA	CHA	14	GM Sport	FRA	EUR & MID	7	10	6	2:50.414	2.136	0.019	147.9
28	7	Mickael Carree	FRA	CHA	15	T2CM	FRA	EUR & FRA	3	10	8	2:50.482	2.204	0.068	147.9
29	21	Stephan Polderman	NLD	RAC	5	ChefoSport	ESP	EUR & MID	8	10	4	2:50.550	2.272	0.068	147.8
30	43	Damiano Puccetti	ITA	CHA	16	Rangoni Corse	ITA	EUR	3	8	7	2:50.619	2.341	0.069	147.7
31	116	Giacomo Trebbi	ITA	CHA	17	MC Motortecnica	ITA	ITA	3	9	9	2:50.701	2.423	0.082	147.7
32	107	Cristian Ricciarini	ITA			ESSECORSE	ITA	EUR & ITA	7	10	7	2:50.723	2.445	0.022	147.6
33	19	Gianalberto Coldani	ITA	CHA	18	MC Motortecnica	ITA	ITA	4	11	11	2:50.732	2.454	0.009	147.6
34	9	Andrea Stucki	CHE			Stucki Motorsport	CHE	MID	1	10	8	2:50.805	2.527	0.073	147.6
35	109	Francesco Savoia	ITA	CHA	19	PROGETTO E20	ITA	ITA	5	11	9	2:50.876	2.598	0.071	147.5
36	54	Sébastien Gehin	FRA	RAC	6	T2CM	FRA	MID	2	10	10	2:50.976	2.698	0.100	147.4
37	103	Francesco Miotto	ITA	CHA	20	PROGETTO E20	ITA	ITA	6	10	10	2:50.997	2.719	0.021	147.4
38	51	Henrik Seibel	DEU	TBC	2	Carpek Service	CZE	MID	3	10	6	2:51.357	3.079	0.360	147.1
39	42	Mariano Alonso	ESP	TBC	3	GPA Racing	FRA	TBC	1	9	6	2:51.418	3.140	0.061	147.0
40	95	Adam Sascha	ITA	CHA	21	SEVENHILLS	ITA	ITA	7	11	8	2:51.473	3.195	0.055	147.0
41	85	Benjamin Cauvas	FRA	RAC	7	GPA Racing	FRA	EUR	4	10	4	2:51.595	3.317	0.122	146.9
42	16	Lionel Viguier	FRA	RAC	8	T2CM	FRA	EUR & FRA	4	10	10	2:51.714	3.436	0.119	146.8
43	78	Laurent Dziadus	FRA	RAC	9	TEAM LUCAS	FRA	FRA	6	10	8	2:52.020	3.742	0.306	146.5
44	38	Alessio Alcidi	ITA	CHA	22	Tuder Motorsport	ITA	ITA	8	10	6	2:52.159	3.881	0.139	146.4
45	73	Sandro Cutini	ITA	RAC	10	Faro Racing	ITA	ITA	9	10	7	2:52.164	3.886	0.005	146.4
46	122	Ludovico Longoni	ITA	CHA	23	MC Motortecnica	ITA	EUR & ITA	8	11	9	2:52.299	4.021	0.135	146.3
47	118	Francesco Pagano	ITA	CHA	24	Costa Ovest	ITA	ITA	10	9	7	2:52.507	4.229	0.208	146.1
48	13	Raphael Cuadrado	FRA	RAC	11	GM Sport	FRA	FRA	7	10	10	2:52.509	4.231	0.002	146.1
49	65	Fabien Julia	FRA	RAC	12	LR Performance	FRA	FRA	8	10	10	2:52.546	4.268	0.037	146.1
50	27	Federico Danova	ITA	CHA	25	ESSECORSE	ITA	ITA	11	10	7	2:53.075	4.797	0.529	145.6
51	372	Andrea Chierichetti	ITA	RAC	13	MC Motortecnica	ITA	EUR & ITA	9	10	8	2:53.396	5.118	0.321	145.4
52	44	Veenesh Shunker	FRA	RAC	14	T2CM	FRA	FRA	9	10	6	2:54.032	5.754	0.636	144.8
53	53	Due	ITA	RAC	15	Oregon Team	ITA	ITA	12	10	4	2:54.860	6.582	0.828	144.1

Published at:.....

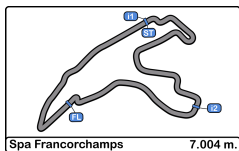
Track Temp: **36.6 °C** Air Temp: **17.5 °C** Humidity: **52 %** Track Status: **DRY**

**Race Director:**

**Timekeeper:**

  
 Luis Angel Garcia Nunez  
 JOB-1605-ESP/M





Spa Francorchamps  
Clio Cup Series  
Collective Test 2  
Provisional Results

# CLIO CUP

## SERIES

Clas	Nº	Driver	Nat	Cat	Clas	Team	Nat	Class	Clas	Laps	Best	Time	Gap	Interval	Km/h
54	17	Daniele Pasquali	ITA	RAC	16	Tuder Motorsport	ITA	EUR & ITA	10	11	11	2:55.067	6.789	0.207	144.0
55	72	Manuel Stefani	ITA	RAC	17	SEVENHILLS	ITA	ITA	13	9	7	2:55.484	7.206	0.417	143.6
56	133	Samuel Chaligne	FRA	RAC	18	T2CM	FRA	FRA	10	9	7	2:57.368	9.090	1.884	142.1
57	11	Andrea Bonifazi	ITA	TBC	4	SEVENHILLS	ITA	ITA	14	9	6	2:58.793	10.515	1.425	141.0
58	63	Gabriel Alonso	ESP	TBC	5	GPA Racing	FRA	TBC	2	9	9	3:10.235	21.957	11.442	132.5

Published at:.....

Track Temp: 36.6 °C Air Temp: 17.5 °C Humidity: 52 % Track Status: DRY

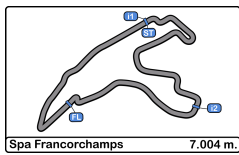
Race Director:

Timekeeper:

Luis Angel García Nuñez

JOB-1605-ESP/M





Spa Francorchamps  
Clio Cup Series  
Collective Test 2  
Provisional Results by Category

# CLIO CUP

## SERIES

CHA														
Clas	Nº	Driver	Nat	Cat	Clas	Team	Nat	Group	Laps	Best	Time	Gap	Interval	Km/h
1	105	Alessandro Brigatti	ITA	CHA	1	PROGETTO E20	ITA	ITA	9	5	2:48.278			149.8
2	558	Pierre Bredeaux	FRA	CHA	2	Comte Racing Team	FRA	EUR	11	8	2:48.552	0.274	0.274	149.5
3	29	Alexandre Finkelstein	FRA	CHA	3	GPA Racing	FRA	FRA	11	6	2:48.744	0.466	0.192	149.4
4	113	Adrian Schimpf	ESP	CHA	4	AST Competition	ESP	EUR & ESP	11	3	2:48.861	0.583	0.117	149.3
5	2	Florian Coruble	FRA	CHA	5	GM Sport	FRA	FRA	10	10	2:49.177	0.899	0.316	149.0
6	4	Julien Baziret	FRA	CHA	6	Baziret Sport	FRA	EUR & MID	10	7	2:49.389	1.111	0.212	148.8
7	158	Florian Venturi	FRA	CHA	7	GM Sport	FRA	FRA	10	9	2:49.574	1.296	0.185	148.6
8	24	Aurelien Renet	FRA	CHA	8	JSB Competition	FRA	FRA	10	4	2:49.613	1.335	0.039	148.6
9	211	Nikola Miljkovic	SRB	CHA	9	Tempo Racing Team	SRB	EUR & MID	10	7	2:49.664	1.386	0.051	148.6
10	84	Mattia Lancellotti	ITA	CHA	10	Faro Racing	ITA	EUR & ITA	10	4	2:49.778	1.500	0.114	148.5
11	82	Jacopo Giuseppe Cimenos	ITA	CHA	11	ESSECORSE	ITA	EUR & ITA	10	8	2:49.988	1.710	0.210	148.3
12	60	Leonardo Arduini	ITA	CHA	12	MC Motoristica	ITA	EUR & ITA	11	10	2:50.012	1.734	0.024	148.3
13	199	Alejandro Schimpf	ESP	CHA	13	AST Competition	ESP	EUR & ESP	11	8	2:50.355	2.077	0.343	148.0
14	99	Guillaume Maio	FRA	CHA	14	GM Sport	FRA	EUR & MID	10	6	2:50.414	2.136	0.059	147.9
15	7	Mickael Carree	FRA	CHA	15	T2CM	FRA	EUR & FRA	10	8	2:50.482	2.204	0.068	147.9
16	43	Damiano Puccetti	ITA	CHA	16	Rangoni Corse	ITA	EUR	8	7	2:50.619	2.341	0.137	147.7
17	116	Giacomo Trebbi	ITA	CHA	17	MC Motoristica	ITA	ITA	9	9	2:50.701	2.423	0.082	147.7
18	19	Gianalberto Coldani	ITA	CHA	18	MC Motoristica	ITA	ITA	11	11	2:50.732	2.454	0.031	147.6
19	109	Francesco Savoia	ITA	CHA	19	PROGETTO E20	ITA	ITA	11	9	2:50.876	2.598	0.144	147.5
20	103	Francesco Miotto	ITA	CHA	20	PROGETTO E20	ITA	ITA	10	10	2:50.997	2.719	0.121	147.4
21	95	Adam Sascha	ITA	CHA	21	SEVENHILLS	ITA	ITA	11	8	2:51.473	3.195	0.476	147.0
22	38	Alessio Alcidi	ITA	CHA	22	Tuder Motorsport	ITA	ITA	10	6	2:52.159	3.881	0.686	146.4
23	122	Ludovico Longoni	ITA	CHA	23	MC Motoristica	ITA	EUR & ITA	11	9	2:52.299	4.021	0.140	146.3
24	118	Francesco Pagano	ITA	CHA	24	Costa Ovest	ITA	ITA	9	7	2:52.507	4.229	0.208	146.1
25	27	Federico Danova	ITA	CHA	25	ESSECORSE	ITA	ITA	10	7	2:53.075	4.797	0.568	145.6
Clas	Nº	Driver	Nat	Cat	Clas	Team	Nat	Group	Laps	Best	Time	Gap	Interval	Km/h
1	12	Gabriele Torelli	ITA			Rangoni Corse	ITA	EUR & MID	8	5	2:48.311			149.8
2	1	Anthony Jurado	FRA			Milan Competition	FRA	EUR & MID	10	9	2:48.908	0.597	0.597	149.2
3	5	Nicolas Milan	FRA			Milan Competition	FRA	EUR & FRA	10	7	2:48.934	0.623	0.026	149.2
4	25	Alexandre Albouy	FRA			GPA Racing	FRA	FRA	11	6	2:49.021	0.710	0.087	149.1
5	101	Tomas Pekar	CZE			Carpek Racing	CZE	EUR & MID	10	8	2:49.096	0.785	0.075	149.1
6	119	Fernando Navarrete	ESP			ChefoSport	ESP	EUR	10	3	2:49.409	1.098	0.313	148.8
7	125	Jerzy Spinkiewicz	POL			UNIQ Racing	POL	EUR & ITA	11	3	2:49.511	1.200	0.102	148.7
8	15	David Pouget	FRA			GPA Racing	FRA	EUR & FRA	10	7	2:49.575	1.264	0.064	148.6
9	107	Cristian Ricciarini	ITA			ESSECORSE	ITA	EUR & ITA	10	7	2:50.723	2.412	1.148	147.6
10	9	Andrea Stucki	CHE			Stucki Motorsport	CHE	MID	10	8	2:50.805	2.494	0.082	147.6

Published at:.....

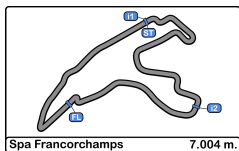
Track Temp: 36.6 °C Air Temp: 17.5 °C Humidity: 52 % Track Status: DRY

Race Director:

Timekeeper:

  
Luis Angel Garcia Nunez  
JOB-1605-ESP/M





Spa Francorchamps  
Clio Cup Series  
Collective Test 2

# CLIO CUP

## SERIES

### Provisional Results by Category

RAC														
Clas	Nº	Driver	Nat	Cat	Clas	Team	Nat	Group	Laps	Best	Time	Gap	Interval	Km/h
1	91	Luca Franca	ITA	RAC	1	MC Motortechnica	ITA	EUR & ITA	11	9	2:48.974			149.2
2	30	Alex Lancellotti	ITA	RAC	2	Faro Racing	ITA	EUR & ITA	10	10	2:49.950	0.976	0.976	148.3
3	55	René Steemetz	NLD	RAC	3	ChefoSport	ESP	EUR & MID	11	6	2:50.346	1.372	0.396	148.0
4	31	Jeremy Bordagaray	FRA	RAC	4	Milan Competition	FRA	FRA & ESP	10	7	2:50.395	1.421	0.049	147.9
5	21	Stephan Polderman	NLD	RAC	5	ChefoSport	ESP	EUR & MID	10	4	2:50.550	1.576	0.155	147.8
6	54	Sébastien Gehin	FRA	RAC	6	T2CM	FRA	MID	10	10	2:50.976	2.002	0.426	147.4
7	85	Benjamin Cauvas	FRA	RAC	7	GPA Racing	FRA	EUR	10	4	2:51.595	2.621	0.619	146.9
8	16	Lionel Viguier	FRA	RAC	8	T2CM	FRA	EUR & FRA	10	10	2:51.714	2.740	0.119	146.8
9	78	Laurent Dziadus	FRA	RAC	9	TEAM LUCAS	FRA	FRA	10	8	2:52.020	3.046	0.306	146.5
10	73	Sandro Cutini	ITA	RAC	10	Faro Racing	ITA	ITA	10	7	2:52.164	3.190	0.144	146.4
11	13	Raphael Cuadrado	FRA	RAC	11	GM Sport	FRA	FRA	10	10	2:52.509	3.535	0.345	146.1
12	65	Fabien Julia	FRA	RAC	12	LR Performance	FRA	FRA	10	10	2:52.546	3.572	0.037	146.1
13	372	Andrea Chierichetti	ITA	RAC	13	MC Motortechnica	ITA	EUR & ITA	10	8	2:53.396	4.422	0.850	145.4
14	44	Veenesh Shunker	FRA	RAC	14	T2CM	FRA	FRA	10	6	2:54.032	5.058	0.636	144.8
15	53	Due	ITA	RAC	15	Oregon Team	ITA	ITA	10	4	2:54.860	5.886	0.828	144.1
16	17	Daniele Pasquali	ITA	RAC	16	Tuder Motorsport	ITA	EUR & ITA	11	11	2:55.067	6.093	0.207	144.0
17	72	Manuel Stefani	ITA	RAC	17	SEVENHILLS	ITA	ITA	9	7	2:55.484	6.510	0.417	143.6
18	133	Samuel Chaligne	FRA	RAC	18	T2CM	FRA	FRA	9	7	2:57.368	8.394	1.884	142.1

TBC														
Clas	Nº	Driver	Nat	Cat	Clas	Team	Nat	Group	Laps	Best	Time	Gap	Interval	Km/h
1	41	Simon Di Luca	ITA	TBC	1	Faro Racing	ITA	ITA	10	10	2:49.602			148.6
2	51	Henrik Seibel	DEU	TBC	2	Carpek Service	CZE	MID	10	6	2:51.357	1.755	1.755	147.1
3	42	Mariano Alonso	ESP	TBC	3	GPA Racing	FRA	TBC	9	6	2:51.418	1.816	0.061	147.0
4	11	Andrea Bonifazi	ITA	TBC	4	SEVENHILLS	ITA	ITA	9	6	2:58.793	9.191	7.375	141.0
5	63	Gabriel Alonso	ESP	TBC	5	GPA Racing	FRA	TBC	9	9	3:10.235	20.633	11.442	132.5

Published at:.....

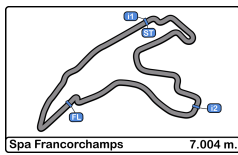
Track Temp: 36.6 °C Air Temp: 17.5 °C Humidity: 52 % Track Status: DRY

Race Director:

Timekeeper:

  
Luis Angel García Nuñez  
JOB-1605-ESP/M





**Spa Francorchamps**  
**Clio Cup Series**  
**Collective Test 2**  
**Lap Analysis**

# CLIO CUP

## SERIES

**1** Anthony Jurado EUR & MID **7** Mickael Carree EUR & FRA  
 Milan Competition CHA T2CM

Lap	D	Time	Sector 1	Sector 2	Sector 3	T. Spd	Elapsed	Lap	D	Time	Sector 1	Sector 2	Sector 3	T. Spd	Elapsed
1		13:59:56.792	13:57:24.698	1:30.775	1:01.319	117.9	13:59:56.792	1		13:59:05.950	13:56:51.882	1:26.952	47.116	127.0	13:59:05.950
2		2:51.049	49.571	1:17.133	44.345	192.1	14:02:47.841	2		2:56.975	51.158	1:20.161	45.656	197.8	14:02:02.925
3		2:50.082	49.101	1:17.091	43.890	201.8	14:05:37.923	3		2:53.243	49.870	1:17.842	45.531	201.4	14:04:56.168
4		2:51.292	48.970	1:18.179	44.143	201.8	14:08:29.215	4		2:51.770	49.788	1:17.257	44.725	200.3	14:07:47.938
5		2:49.452	48.694	1:16.469	44.289	197.0	14:11:18.667	5		3:03.483 P	49.421	1:17.477	56.585	201.8	14:10:51.421
6		2:49.115	48.496	1:16.762	43.857	204.9	14:14:07.782	6		4:14.192	2:10.934	1:18.532	44.726	200.0	14:15:05.613
7		2:49.061	48.669	1:16.631	43.761	201.8	14:16:56.843	7		2:50.876	49.103	1:17.256	44.517	202.2	14:17:56.489
8		2:51.282	48.532	1:16.707	46.043	204.5	14:19:48.125	8		2:50.482	49.232	1:16.746	44.504	204.1	14:20:46.971
9		2:48.908	48.610	1:16.446	43.852	206.8	14:22:37.033	9		2:52.295	49.128	1:17.074	46.093	203.7	14:23:39.266
10		3:05.858	48.721	1:32.753	44.384	204.5	14:25:42.891	10		2:52.953	48.866	1:18.148	45.939	207.6	14:26:32.219

**2** Florian Coruble FRA **9** Andrea Stucki MID  
 CHA GM Sport Stucki Motorsport

Lap	D	Time	Sector 1	Sector 2	Sector 3	T. Spd	Elapsed	Lap	D	Time	Sector 1	Sector 2	Sector 3	T. Spd	Elapsed
1		13:59:40.806	13:57:03.685	1:33.545	1:03.576	126.6	13:59:40.806	1		13:58:18.884	13:56:07.069	1:25.677	46.138	158.1	13:58:18.884
2		3:14.976	1:04.429	1:23.112	47.435	141.3	14:02:55.782	2		2:53.510	50.849	1:18.412	44.249	198.5	14:01:12.394
3		2:51.801	49.592	1:17.138	45.071	201.4	14:05:47.583	3		2:51.403	49.382	1:16.864	45.157	202.6	14:04:03.797
4		2:49.609	49.161	1:16.367	44.081	205.7	14:08:37.192	4		3:00.034 P	49.363	1:17.446	53.225	203.0	14:07:03.831
5		2:49.951	49.364	1:16.071	44.516	202.2	14:11:27.143	5		5:00.177	2:57.846	1:17.488	44.843	193.2	14:12:04.008
6		2:49.830	49.107	1:16.236	44.487	202.2	14:14:16.973	6		2:52.049	49.407	1:18.129	44.513	200.3	14:14:56.057
7		2:49.565	49.013	1:16.315	44.237	203.0	14:17:06.538	7		2:53.938	49.480	1:17.216	47.242	198.8	14:17:49.995
8		2:50.268	48.944	1:16.706	44.618	204.5	14:19:56.806	8		2:50.805	49.444	1:16.759	44.602	201.1	14:20:40.800
9		2:49.474	48.997	1:16.198	44.279	204.9	14:22:46.280	9		2:50.807	49.404	1:16.877	44.526	202.6	14:23:31.607
10		2:49.177	48.597	1:16.435	44.145	208.8	14:25:35.457	10		2:51.188	49.271	1:17.341	44.576	203.0	14:26:22.795

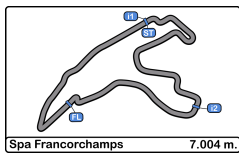
**4** Julien Baziret EUR & MID **11** Andrea Bonifazi ITA  
 CHA Baziret Sport TBC SEVENHILLS MOTORSPORT

Lap	D	Time	Sector 1	Sector 2	Sector 3	T. Spd	Elapsed	Lap	D	Time	Sector 1	Sector 2	Sector 3	T. Spd	Elapsed
1		13:59:57.286	13:57:16.056	1:38.794	1:02.436	105.7	13:59:57.286	1		13:59:58.589	13:57:27.999	1:29.297	1:01.293	122.1	13:59:58.589
2		2:53.755	50.039	1:18.233	45.483	189.4	14:02:51.041	2		3:22.230 P	51.998	1:27.181	1:03.051	195.6	14:03:20.819
3		2:51.449	48.837	1:17.825	44.787	206.1	14:05:42.490	3		4:54.025	2:42.962	1:23.391	47.672	185.5	14:08:14.844
4		2:50.138	48.756	1:17.174	44.208	206.8	14:08:32.628	4		3:02.926	53.476	1:22.146	47.304	193.5	14:11:17.770
5		2:49.774	48.837	1:16.760	44.177	204.9	14:11:22.402	5		3:02.369	52.303	1:22.930	47.136	180.6	14:14:20.139
6		2:51.004	48.891	1:17.525	44.588	204.9	14:14:13.406	6		2:58.793	50.894	1:20.534	47.365	198.1	14:17:18.932
7		2:49.389	48.597	1:16.804	43.988	205.7	14:17:02.795	7		2:59.433	51.208	1:21.622	46.603	196.3	14:20:18.365
8		2:49.797	48.761	1:16.473	44.563	206.1	14:19:52.592	8		3:00.053	51.957	1:21.254	46.842	194.9	14:23:18.418
9		2:49.931	48.845	1:16.784	44.302	205.3	14:22:42.523	9		3:03.720	52.012	1:23.356	48.352	196.0	14:26:22.138
10		3:00.839	48.644	1:27.888	44.307	206.8	14:25:43.362								

**5** Nicolas Milan EUR & FRA **12** Gabriele Torelli EUR & MID  
 Milan Competition Rangoni Corse

Lap	D	Time	Sector 1	Sector 2	Sector 3	T. Spd	Elapsed	Lap	D	Time	Sector 1	Sector 2	Sector 3	T. Spd	Elapsed
1		13:59:56.220	13:57:25.901	1:30.176	1:00.143	141.3	13:59:56.220	1		13:58:06.708	13:55:52.596	1:26.712	47.400	160.0	13:58:06.708
2		2:52.126	50.290	1:17.384	44.452	180.6	14:02:48.346	2		2:49.870	49.811	1:16.195	43.864	203.0	14:00:56.578
3		2:49.783	49.193	1:16.711	43.879	204.5	14:05:38.129	3		2:48.695	48.939	1:15.745	44.011	200.7	14:03:45.273
4		2:50.706	49.294	1:17.361	44.051	203.7	14:08:28.835	4		2:48.448	48.912	1:15.534	44.002	199.2	14:06:33.721
5		2:49.327	48.996	1:16.372	43.959	205.3	14:11:18.162	5		2:48.311	48.555	1:15.595	44.161	203.7	14:09:22.032
6		2:50.104	48.993	1:17.001	44.110	197.4	14:14:08.266	6		2:48.846	48.833	1:15.883	44.130	200.0	14:12:10.878
7		2:48.934	48.861	1:16.160	43.913	203.7	14:16:57.200	7		2:48.311	48.440	1:15.792	44.079	201.4	14:14:59.189
8		2:49.640	48.757	1:16.316	44.567	205.3	14:19:46.840	8		2:58.087 P	48.381	1:15.945	53.761	203.0	14:17:57.276
9		2:50.634	49.386	1:16.454	44.794	201.4	14:22:37.474								
10		3:04.999	48.574	1:31.888	44.537	208.4	14:25:42.473								





Spa Francorchamps  
Clio Cup Series  
Collective Test 2  
Lap Analysis

# CLIO CUP SERIES

13 Raphael Cuadrado FRA 19 Gianalberto Coldani ITA

RAC							GM Sport		CHA		MC Motortecnica				
Lap	D	Time	Sector 1	Sector 2	Sector 3	T. Spd	Elapsed	Lap	D	Time	Sector 1	Sector 2	Sector 3	T. Spd	Elapsed
1		13:59:28.362	13:56:59.990	1:35.279	53.093	126.3	13:59:28.362	1		13:58:14.972	13:56:00.038	1:27.835	47.099	160.4	13:58:14.972
2		2:55.858	51.073	1:19.905	44.880	199.2	14:02:24.220	2		2:54.982	50.606	1:18.824	45.552	200.3	14:01:09.954
3		2:54.257	50.115	1:18.821	45.321	202.6	14:05:18.477	3		2:54.961	49.794	1:18.617	46.550	204.1	14:04:04.915
4		2:54.815	50.019	1:18.857	45.939	202.2	14:08:13.292	4		2:52.554	48.982	1:18.835	44.737	205.7	14:06:57.469
5		2:53.592	50.302	1:18.356	44.934	200.7	14:11:06.884	5		2:52.007	49.462	1:17.471	45.074	201.4	14:09:49.476
6		2:53.335	49.710	1:18.507	45.118	201.1	14:14:00.219	6		2:51.955	49.801	1:17.219	44.935	199.6	14:12:41.431
7		2:53.853	50.158	1:18.369	45.326	199.6	14:16:54.072	7		3:15.336	56.045	1:32.104	47.187	160.4	14:15:56.767
8		2:55.228	50.087	1:19.454	45.687	198.5	14:19:49.300	8		2:50.864	48.908	1:17.530	44.426	204.1	14:18:47.631
9		2:56.209	50.168	1:18.490	47.551	201.8	14:22:45.509	9		2:52.999	49.367	1:17.515	46.117	203.7	14:21:40.630
10		2:52.509	49.198	1:18.565	44.746	207.2	14:25:38.018	10		2:51.812	48.915	1:18.221	44.676	206.1	14:24:32.442
11		2:50.732						11		2:50.732	49.133	1:16.908	44.691	205.3	14:27:23.174

15 David Pouget EUR & FRA 21 Stephan Polderman EUR & MID

GPA Racing							RAC		ChefoSport						
Lap	D	Time	Sector 1	Sector 2	Sector 3	T. Spd	Elapsed	Lap	D	Time	Sector 1	Sector 2	Sector 3	T. Spd	Elapsed
1		13:58:43.441	13:56:22.758	1:31.288	49.395	155.6	13:58:43.441	1		13:58:48.183	13:56:26.146	1:30.662	51.375	132.3	13:58:48.183
2		2:51.831	50.074	1:17.013	44.744	199.6	14:01:35.272	2		2:55.224	51.279	1:18.891	45.054	201.8	14:01:43.407
3		2:49.996	49.169	1:16.769	44.058	202.6	14:04:25.268	3		2:52.177	49.961	1:17.099	45.117	201.8	14:04:35.584
4		2:50.154	48.775	1:16.866	44.513	202.2	14:07:15.422	4		2:50.550	49.215	1:16.769	44.566	203.3	14:07:26.134
5		2:51.071	48.808	1:17.691	44.572	204.9	14:10:06.493	5		2:51.030	49.135	1:17.530	44.365	203.3	14:10:17.164
6		2:51.648	49.474	1:17.875	44.299	204.5	14:12:58.141	6		3:01.395	49.395	1:19.766	52.234	201.4	14:13:18.559
7		2:49.575	48.344	1:17.242	43.989	207.2	14:15:47.716	7		2:50.971	48.976	1:17.059	44.936	204.9	14:16:09.530
8		2:49.993	48.650	1:16.753	44.590	203.0	14:18:37.709	8		2:51.186	49.209	1:17.059	44.918	202.6	14:19:00.716
9		2:51.501	48.596	1:18.106	44.799	210.5	14:21:29.210	9		2:58.295 P	49.229	1:17.608	51.458	201.4	14:21:59.011
10		3:10.620 P	48.687	1:19.460	1:02.473	207.6	14:24:39.830	10		4:17.716	2:12.212	1:20.613	44.891	166.9	14:26:16.727

16 Lionel Viguier EUR & FRA 24 Aurelien Renet FRA

RAC							T2CM		CHA		JSB Competition					
Lap	D	Time	Sector 1	Sector 2	Sector 3	T. Spd	Elapsed	Lap	D	Time	Sector 1	Sector 2	Sector 3	T. Spd	Elapsed	
1		13:59:06.455	13:56:42.501	1:37.149	46.805	109.0	13:59:06.455	1		13:59:38.370	13:56:41.459	1:45.613	1:11.298	110.6	13:59:38.370	
2		2:57.012	51.003	1:20.266	45.743	190.8	14:02:03.467	2		3:11.808	1:05.097	1:21.729	44.982	138.9	14:02:50.178	
3		2:53.387	49.627	1:18.448	45.312	185.5	14:04:56.854	3		2:50.621	48.957	1:17.207	44.457	204.9	14:05:40.799	
4		2:52.479	49.504	1:18.212	44.763	191.8	14:07:49.333	4		2:49.613	48.236	1:17.255	44.122	205.3	14:08:30.412	
5		2:52.458	49.392	1:18.002	45.064	203.0	14:10:41.791	5		2:50.889	49.328	1:17.052	44.509	185.5	14:11:21.301	
6		2:53.504	49.949	1:18.287	45.268	199.6	14:13:35.295	6		2:49.722	48.767	1:16.752	44.203	205.3	14:14:11.023	
7		2:53.088	49.397	1:18.380	45.311	201.1	14:16:28.383	7		2:50.445	49.256	1:16.853	44.336	194.9	14:17:01.468	
8		2:52.780	49.674	1:17.916	45.190	200.0	14:19:21.163	8		2:51.750	49.022	1:16.950	45.778	202.6	14:19:53.218	
9		2:54.161	49.328	1:18.448	46.385	172.5	14:22:15.324	9		2:49.645	48.839	1:16.678	44.128	208.8	14:22:42.863	
10		2:51.714	49.192	1:17.455	45.067	205.3	14:25:07.038	10		2:49.974	48.599	1:16.818	44.557	208.8	14:25:32.837	

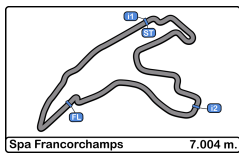
17 Daniele Pasquali EUR & ITA 25 Alexandre Albouy FRA

RAC							Tuder Motorsport		GPA Racing		GPA Racing					
Lap	D	Time	Sector 1	Sector 2	Sector 3	T. Spd	Elapsed	Lap	D	Time	Sector 1	Sector 2	Sector 3	T. Spd	Elapsed	
1		13:58:04.540	13:55:46.296	1:28.238	50.006	157.8	13:58:04.540	1		13:58:43.769	13:56:22.987	1:31.491	49.291	137.9	13:58:43.769	
2		3:05.120	52.137	1:23.543	49.440	174.1	14:01:09.660	2		2:52.402	50.307	1:17.814	44.281	203.3	14:01:36.171	
3		3:00.033	52.373	1:21.655	46.005	192.8	14:04:09.693	3		2:49.650	49.080	1:16.796	43.774	204.9	14:04:25.821	
4		2:59.177	51.858	1:21.389	45.930	190.8	14:07:08.870	4		2:49.802	48.592	1:16.662	44.548	199.6	14:07:15.623	
5		3:00.407	50.841	1:22.039	47.527	196.0	14:10:09.277	5		2:49.843	49.086	1:16.540	44.217	206.5	14:10:05.466	
6		2:57.080	51.241	1:19.928	45.911	167.1	14:13:06.357	6		2:49.021	48.876	1:16.045	44.100	203.3	14:12:54.487	
7		2:56.569	50.430	1:20.607	45.532	170.6	14:16:02.926	7		2:53.590	49.117	1:20.281	44.192	203.7	14:15:48.077	
8		2:56.200	50.019	1:19.727	46.454	201.8	14:18:59.126	8		2:50.342	48.796	1:16.985	44.561	205.7	14:18:38.419	
9		2:55.921	51.009	1:19.308	45.604	183.3	14:21:55.047	9		2:49.393	48.672	1:16.324	44.397	206.8	14:21:27.812	
10		2:56.873	50.515	1:19.790	46.568	199.6	14:24:51.920	10		2:49.425	48.843	1:16.321	44.261	208.4	14:24:17.237	
11		2:55.067	50.225	1:19.374	45.468	201.1	14:27:46.987	11		2:50.367	48.487	1:17.371	44.509	205.7	14:27:07.604	









Spa Francorchamps  
Clio Cup Series  
Collective Test 2  
Lap Analysis

# CLIO CUP SERIES

**44** Veenesh Shunker FRA **55** René Steemetz EUR & MID  
RAC T2CM RAC ChefoSport

Lap	D	Time	Sector 1	Sector 2	Sector 3	T. Spd	Elapsed	Lap	D	Time	Sector 1	Sector 2	Sector 3	T. Spd	Elapsed
1		13:59:02.126	13:56:45.748	1:28.653	47.725	170.3	13:59:02.126	1		13:58:49.582	13:56:29.464	1:29.266	50.852	116.7	13:58:49.582
2		2:58.225	52.022	1:19.365	46.838	195.2	14:02:00.351	2		3:00.169	50.753	1:19.229	50.187	201.4	14:01:49.751
3		2:57.135	51.357	1:18.572	47.206	195.6	14:04:57.486	3		2:53.973	50.459	1:18.175	45.339	200.7	14:04:43.724
4		2:55.043	50.964	1:17.868	46.211	197.4	14:07:52.529	4		2:51.807	50.014	1:17.247	44.546	198.8	14:07:35.531
5		2:54.362	51.354	1:17.598	45.410	195.6	14:10:46.891	5		2:51.733	50.107	1:17.135	44.491	200.0	14:10:27.264
6		2:54.032	50.697	1:17.874	45.461	196.7	14:13:40.923	6		2:50.346	49.389	1:16.521	44.436	202.6	14:13:17.610
7		3:11.654 P	51.152	1:19.417	1:01.085	196.7	14:16:52.577	7		2:52.502	49.841	1:17.546	45.115	198.1	14:16:10.112
8		3:47.185	1:42.780	1:18.442	45.963	195.6	14:20:39.762	8		2:53.519	49.002	1:17.035	47.482	204.1	14:19:03.631
9		2:54.725	50.592	1:18.278	45.855	196.0	14:23:34.487	9		2:56.424	51.137	1:20.500	44.787	158.3	14:22:00.055
10		2:54.402	50.537	1:18.061	45.804	200.0	14:26:28.889	10		2:53.491	49.181	1:19.045	45.265	206.8	14:24:53.546
								11		2:51.335	49.354	1:17.415	44.566	205.7	14:27:44.881

**51** Henrik Seibel MID **60** Leonardo Arduini EUR & ITA  
TBC Carpek Service CHA MC Motortecnica

Lap	D	Time	Sector 1	Sector 2	Sector 3	T. Spd	Elapsed	Lap	D	Time	Sector 1	Sector 2	Sector 3	T. Spd	Elapsed
1		13:58:02.751	13:55:45.649	1:26.136	50.966	147.5	13:58:02.751	1		13:58:11.561	13:56:00.880	1:25.018	45.663	161.4	13:58:11.561
2		2:54.563	50.575	1:19.014	44.974	198.1	14:00:57.314	2		2:55.443	50.330	1:19.107	46.006	202.6	14:01:07.004
3		2:53.039	49.846	1:18.355	44.838	200.0	14:03:50.353	3		2:51.346	49.800	1:17.253	44.293	200.7	14:03:58.350
4		2:52.919	49.953	1:18.064	44.902	197.8	14:06:43.272	4		2:50.839	49.559	1:17.035	44.245	202.6	14:06:49.189
5		2:53.014	49.831	1:17.886	45.297	198.8	14:09:36.286	5		2:50.272	49.368	1:16.616	44.288	203.7	14:09:39.461
6		2:51.357	49.459	1:17.265	44.633	203.0	14:12:27.643	6		2:50.073	48.824	1:16.697	44.552	202.2	14:12:29.534
7		2:51.941	49.262	1:17.973	44.706	201.8	14:15:19.584	7		2:50.515	49.131	1:16.980	44.404	200.7	14:15:20.049
8		2:52.548	50.043	1:17.697	44.808	197.8	14:18:12.132	8		3:18.987	51.382	1:31.958	55.647	189.8	14:18:39.036
9		4:31.543 P	49.779	1:18.037	2:23.727	200.7	14:22:43.675	9		2:50.734	48.728	1:16.842	45.164	206.8	14:21:29.770
10		3:11.442	1:06.316	1:19.437	45.689	201.1	14:25:55.117	10		2:50.012	48.640	1:17.111	44.261	208.0	14:24:19.782
								11		2:50.604	48.814	1:16.930	44.860	207.6	14:27:10.386

**53** Due ITA **63** Gabriel Alonso TBC  
RAC Oregon Team TBC GPA Racing

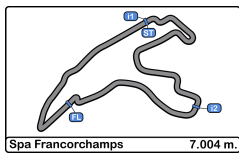
Lap	D	Time	Sector 1	Sector 2	Sector 3	T. Spd	Elapsed	Lap	D	Time	Sector 1	Sector 2	Sector 3	T. Spd	Elapsed
1		13:58:20.722	13:56:08.134	1:25.269	47.319	177.6	13:58:20.722	1		13:58:55.172	13:56:24.369	1:38.621	52.182	132.0	13:58:55.172
2		2:58.594	52.099	1:20.089	46.406	197.0	14:01:19.316	2		3:16.426	55.804	1:29.276	51.346	164.6	14:02:11.598
3		2:56.055	51.283	1:18.999	45.773	193.8	14:04:15.371	3		3:15.462	55.568	1:28.768	51.126	175.3	14:05:27.060
4		2:54.860	50.887	1:18.686	45.287	188.8	14:07:10.231	4		3:17.616	56.019	1:29.871	51.726	177.3	14:08:44.676
5		2:55.586	50.574	1:19.049	45.963	197.8	14:10:05.817	5		3:12.140	54.181	1:27.780	50.179	166.1	14:11:56.816
6		2:55.796	50.654	1:19.156	45.986	196.7	14:13:01.613	6		3:19.693	54.449	1:34.038	51.206	169.2	14:15:16.509
7		2:55.445	50.282	1:19.605	45.558	197.4	14:15:57.058	7		3:42.688	55.491	1:34.403	1:12.794	173.0	14:18:59.197
8		3:06.877 P	50.125	1:18.398	58.354	196.7	14:19:03.935	8		3:20.593	56.373	1:31.936	52.284	172.8	14:22:19.790
9		4:59.205	2:54.245	1:19.155	45.805	191.4	14:24:03.140	9		3:10.235	53.293	1:27.690	49.252	182.1	14:25:30.025
10		2:55.183	50.489	1:18.934	45.760	198.8	14:26:58.323								

**54** Sébastien Gehin MID **65** Fabien Julia FRA  
RAC T2CM RAC LR Performance

Lap	D	Time	Sector 1	Sector 2	Sector 3	T. Spd	Elapsed	Lap	D	Time	Sector 1	Sector 2	Sector 3	T. Spd	Elapsed
1		13:59:25.658	13:56:55.406	1:39.191	51.061	136.5	13:59:25.658	1		13:58:55.723	13:56:26.723	1:37.361	51.639	124.7	13:58:55.723
2		2:56.226	51.756	1:19.103	45.367	196.7	14:02:21.884	2		3:01.059	54.206	1:20.072	46.781	193.2	14:01:56.782
3		2:55.428	50.618	1:19.372	45.438	199.6	14:05:17.312	3		2:54.485	50.580	1:18.312	45.593	197.8	14:04:51.267
4		2:53.678	50.204	1:18.110	45.364	200.0	14:08:10.990	4		2:53.945	50.619	1:17.849	45.477	197.4	14:07:45.212
5		2:53.870	50.634	1:17.740	45.496	198.1	14:11:04.860	5		2:57.395	50.476	1:20.315	46.604	197.0	14:10:42.607
6		2:52.292	49.977	1:17.335	44.980	201.4	14:13:57.152	6		2:53.337	50.123	1:17.636	45.578	200.0	14:13:35.944
7		2:57.884 P	49.774	1:17.689	50.421	201.4	14:16:55.036	7		2:53.150	49.942	1:17.706	45.502	200.7	14:16:29.094
8		4:11.635	2:03.808	1:22.641	45.186	183.6	14:21:06.671	8		2:55.313	51.967	1:17.791	45.555	202.6	14:19:24.407
9		2:53.630	50.741	1:17.986	44.903	187.8	14:24:00.301	9		2:54.085	50.228	1:18.322	45.535	201.1	14:22:18.492
10		2:50.976	49.186	1:17.098	44.692	206.5	14:26:51.277	10		2:52.546	49.712	1:17.645	45.189	203.3	14:25:11.038







Spa Francorchamps  
Clio Cup Series  
Collective Test 2  
Lap Analysis

# CLIO CUP SERIES

72 Manuel Stefani ITA 84 Mattia Lancellotti EUR & ITA

RAC							SEVENHILLS MOTORSPORT						CHA						Faro Racing																																																																				
Lap	D	Time	Sector 1	Sector 2	Sector 3	T. Spd	Elapsed	Lap	D	Time	Sector 1	Sector 2	Sector 3	T. Spd	Elapsed	Lap	D	Time	Sector 1	Sector 2	Sector 3	T. Spd	Elapsed	Lap	D	Time	Sector 1	Sector 2	Sector 3	T. Spd	Elapsed																																																								
1		13:59:35.512	13:56:53.126	1:38.029	1:04.357	129.6	13:59:35.512	1		13:59:29.493	13:57:05.953	1:31.908	51.632	128.5	13:59:29.493	2		2:54.242	50.677	1:18.676	44.889	200.7	14:02:23.735	3		3:05.435	52.816	1:24.227	48.392	192.1	14:05:47.941	4		2:58.294	51.221	1:21.082	45.991	194.2	14:08:46.235	5		2:58.565	52.518	1:20.008	46.039	194.5	14:11:44.800	6		2:56.396	51.312	1:19.212	45.872	195.6	14:14:41.196	7		2:55.484	50.571	1:18.622	46.291	198.8	14:17:36.680	8		2:56.231	50.853	1:19.138	46.240	198.5	14:20:32.911	9		3:19.855 P	52.352	1:24.187	1:03.316	186.2	14:23:52.766	10		2:50.445	48.698	1:17.220	44.527	205.3	14:26:50.368

73 Sandro Cutini ITA 85 Benjamin Cauvas EUR

RAC							Faro Racing						RAC						GPA Racing																																																																				
Lap	D	Time	Sector 1	Sector 2	Sector 3	T. Spd	Elapsed	Lap	D	Time	Sector 1	Sector 2	Sector 3	T. Spd	Elapsed	Lap	D	Time	Sector 1	Sector 2	Sector 3	T. Spd	Elapsed	Lap	D	Time	Sector 1	Sector 2	Sector 3	T. Spd	Elapsed																																																								
1		13:59:34.399	13:57:08.690	1:31.674	54.035	126.1	13:59:34.399	1		13:58:47.000	13:56:10.247	1:41.334	55.419	115.1	13:58:47.000	2		2:56.273	50.858	1:20.406	45.009	194.5	14:05:48.158	3		2:55.085	51.064	1:19.430	44.591	202.2	14:08:43.243	4		2:52.164	49.032	1:18.548	44.584	203.0	14:17:52.162	5		2:55.131	50.187	1:20.334	44.610	198.8	14:14:59.998	6		2:52.173	49.655	1:18.149	44.369	202.6	14:20:44.335	7		2:53.595	49.601	1:18.431	45.563	202.6	14:23:37.930	8		2:55.249	49.686	1:19.008	46.555	203.7	14:26:33.179	9		2:59.457	51.557	1:22.433	45.467	200.7	14:22:02.663	10		3:07.278 P	49.965	1:19.556	57.757	202.6	14:25:09.941

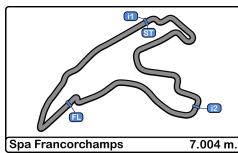
78 Laurent Dziadus FRA 91 Luca Franca EUR & ITA

RAC							TEAM LUCAS						RAC						MC Motortecnica																																																																																				
Lap	D	Time	Sector 1	Sector 2	Sector 3	T. Spd	Elapsed	Lap	D	Time	Sector 1	Sector 2	Sector 3	T. Spd	Elapsed	Lap	D	Time	Sector 1	Sector 2	Sector 3	T. Spd	Elapsed	Lap	D	Time	Sector 1	Sector 2	Sector 3	T. Spd	Elapsed																																																																								
1		13:59:38.778	13:56:41.915	1:45.641	1:11.222	105.0	13:59:38.778	1		13:58:12.955	13:56:02.039	1:24.707	46.209	167.4	13:58:12.955	2		3:13.993	1:04.954	1:23.796	45.243	138.9	14:02:52.771	3		2:53.972	50.093	1:18.290	45.589	190.4	14:05:46.743	4		2:52.913	49.337	1:17.519	46.057	201.8	14:08:39.656	5		2:52.650	50.288	1:17.373	44.989	198.8	14:11:32.306	6		2:52.253	49.623	1:17.259	45.371	199.2	14:14:24.559	7		2:52.767	49.903	1:17.324	45.540	198.1	14:17:17.326	8		2:52.020	49.893	1:17.138	44.989	198.5	14:20:09.346	9		2:52.339	49.947	1:17.325	45.067	198.8	14:23:01.685	10		2:52.687	49.496	1:17.922	45.269	202.6	14:25:54.372	11		2:49.275	48.572	1:16.083	44.620	206.8	14:23:42.048	12		2:49.693	48.570	1:16.461	44.662	206.8	14:26:31.741

82 Jacopo Guiseppe Cimenas EUR & ITA 95 Adam Sascha ITA

CHA							ESSECORSE						CHA						SEVENHILLS MOTORSPORT																																																																																												
Lap	D	Time	Sector 1	Sector 2	Sector 3	T. Spd	Elapsed	Lap	D	Time	Sector 1	Sector 2	Sector 3	T. Spd	Elapsed	Lap	D	Time	Sector 1	Sector 2	Sector 3	T. Spd	Elapsed	Lap	D	Time	Sector 1	Sector 2	Sector 3	T. Spd	Elapsed																																																																																
1		13:58:10.154	13:55:57.793	1:25.569	46.792	161.6	13:58:10.154	1		13:58:51.041	13:56:33.539	1:29.816	47.686	148.7	13:58:51.041	2		2:57.400	50.675	1:19.662	47.063	201.8	14:01:07.554	3		3:47.023 P	49.883	1:17.667	1:39.473	203.0	14:04:54.577	4		4:32.035	2:27.716	1:18.864	45.455	152.9	14:09:26.612	5		2:51.870	49.483	1:17.428	44.959	200.0	14:12:18.482	6		2:51.850	49.549	1:17.057	45.244	198.5	14:15:10.332	7		2:50.935	49.260	1:16.949	44.726	200.0	14:18:01.267	8		2:49.988	49.017	1:16.658	44.313	201.8	14:20:51.255	9		2:50.544	49.247	1:16.624	44.673	203.3	14:23:41.799	10		2:51.082	49.646	1:16.653	44.783	206.1	14:26:32.881	11		2:52.193	49.199	1:18.359	44.635	200.7	14:21:59.119	12		2:52.231	49.805	1:17.319	45.107	203.0	14:24:51.350	13		2:52.996	49.577	1:18.511	44.908	201.4	14:27:44.346





Spa Francorchamps  
Clio Cup Series  
Collective Test 2  
Lap Analysis

# CLIO CUP

## SERIES

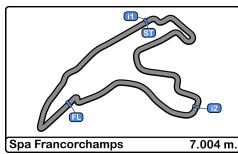
99 Guillaume Maio							107 Cristian Ricciarini							
CHA							ESSECORSE							
Lap	D	Time	Sector 1	Sector 2	Sector 3	T. Spd	Lap	D	Time	Sector 1	Sector 2	Sector 3	T. Spd	Elapsed
1		13:59:24.996	13:56:58.763	1:35.500	50.733	137.5	13:59:24.996	1	13:58:07.969	13:55:55.499	1:25.969	46.501	183.9	13:58:07.969
2		2:55.724	51.604	1:19.057	45.063	171.1	14:02:20.720	2	2:52.906	50.229	1:17.481	45.196	202.6	14:01:00.875
3		2:52.505	49.820	1:17.674	45.011	200.3	14:05:13.225	3	2:52.505	49.256	1:18.359	44.890	204.1	14:03:53.380
4		2:52.219	50.190	1:17.666	44.363	198.5	14:08:05.444	4	2:50.726	49.217	1:16.994	44.515	201.4	14:06:44.106
5		2:51.244	49.587	1:17.265	44.392	201.8	14:10:56.688	5	2:51.229	49.247	1:17.058	44.924	201.4	14:09:35.335
6		2:50.414	49.386	1:16.781	44.247	202.2	14:13:47.102	6	2:50.905	49.404	1:16.761	44.740	196.0	14:12:26.240
7		3:00.489 P	49.294	1:16.873	54.322	203.0	14:16:47.591	7	2:50.723	49.137	1:16.866	44.720	203.0	14:15:16.963
8		4:17.883	2:15.957	1:17.097	44.829	200.0	14:21:05.474	8	3:01.877 P	49.098	1:17.539	55.240	202.6	14:18:18.840
9		2:51.940	49.793	1:17.394	44.753	200.3	14:23:57.414	9	4:34.322	2:31.069	1:18.457	44.796	129.1	14:22:53.162
10		2:51.129	49.489	1:16.883	44.757	201.8	14:26:48.543	10	2:51.795	49.230	1:17.543	45.022	206.1	14:25:44.957

101 Tomas Pekar							109 Francesco Savoia							
Carpek Racing							PROGETTO E20 Motorsport							
Lap	D	Time	Sector 1	Sector 2	Sector 3	T. Spd	Lap	D	Time	Sector 1	Sector 2	Sector 3	T. Spd	Elapsed
1		13:58:01.587	13:55:45.247	1:25.821	50.519	149.5	13:58:01.587	1	13:58:47.281	13:56:31.900	1:27.145	48.236	140.9	13:58:47.281
2		2:51.662	50.093	1:17.126	44.443	198.8	14:00:53.249	2	2:53.143	50.007	1:18.851	44.285	201.4	14:01:40.424
3		2:53.018	49.550	1:16.389	47.079	200.0	14:03:46.267	3	2:56.206	49.460	1:17.508	49.238	204.9	14:04:36.630
4		2:49.515	49.103	1:16.317	44.095	203.0	14:06:35.782	4	2:51.253	49.984	1:17.281	43.988	197.0	14:07:27.883
5		2:49.601	49.104	1:16.435	44.062	201.8	14:09:25.383	5	2:50.969	49.896	1:16.654	44.419	199.2	14:10:18.852
6		2:49.477	48.951	1:16.250	44.276	201.1	14:12:14.860	6	2:50.941	49.777	1:16.679	44.485	198.8	14:13:09.793
7		2:49.362	48.550	1:16.537	44.275	204.5	14:15:04.222	7	2:51.298	49.641	1:16.982	44.675	198.8	14:16:01.091
8		2:49.096	48.611	1:16.418	44.067	203.0	14:17:53.318	8	2:53.851	49.408	1:18.696	45.747	200.0	14:18:54.942
9		3:00.019 P	48.625	1:16.798	54.596	207.6	14:20:53.337	9	2:50.876	49.053	1:17.107	44.716	199.2	14:21:45.818
10		4:29.607	2:27.636	1:17.354	44.617	203.0	14:25:22.944	10	2:51.600	49.260	1:17.511	44.829	200.3	14:24:37.418
								11	2:53.947	49.082	1:19.227	45.638	201.4	14:27:31.365

103 Francesco Miotto							113 Adrian Schimpf							
CHA							AST Competition							
Lap	D	Time	Sector 1	Sector 2	Sector 3	T. Spd	Lap	D	Time	Sector 1	Sector 2	Sector 3	T. Spd	Elapsed
1		13:58:50.033	13:56:28.074	1:33.171	48.788	129.3	13:58:50.033	1	13:58:45.947	13:56:29.977	1:27.604	48.366	124.4	13:58:45.947
2		2:56.265	51.262	1:19.321	45.682	201.1	14:01:46.298	2	2:52.296	50.140	1:17.830	44.326	204.9	14:01:38.243
3		2:52.464	49.913	1:17.533	45.018	200.7	14:04:38.762	3	2:48.861	48.534	1:16.395	43.932	208.0	14:04:27.104
4		2:52.102	49.698	1:17.049	45.355	202.6	14:07:30.864	4	2:49.554	48.376	1:17.245	43.933	209.7	14:07:16.658
5		2:54.513	49.979	1:19.828	44.706	201.1	14:10:25.377	5	2:50.233	48.458	1:17.086	44.689	210.1	14:10:06.891
6		2:56.872	49.733	1:17.275	49.864	201.8	14:13:22.249	6	2:50.488	49.280	1:16.989	44.219	201.8	14:12:57.379
7		3:03.915 P	49.555	1:16.661	57.699	202.2	14:16:26.164	7	2:53.058	48.539	1:17.059	47.460	206.1	14:15:50.437
8		4:22.337	2:19.942	1:17.679	44.716	185.5	14:20:48.501	8	2:49.535	48.468	1:16.524	44.543	208.4	14:18:39.972
9		2:54.861	49.396	1:17.813	47.652	202.6	14:23:43.362	9	2:49.351	48.243	1:16.722	44.386	208.8	14:21:29.323
10		2:50.997	49.581	1:16.839	44.577	203.7	14:26:34.359	10	2:50.097	48.962	1:16.898	44.237	209.3	14:24:19.420
								11	3:00.970 P	48.537	1:18.163	54.270	205.7	14:27:20.390

105 Alessandro Brigatti							116 Giacomo Trebbi							
CHA							MC Motortecnica							
Lap	D	Time	Sector 1	Sector 2	Sector 3	T. Spd	Lap	D	Time	Sector 1	Sector 2	Sector 3	T. Spd	Elapsed
1		13:58:48.432	13:56:36.628	1:23.109	48.695	176.7	13:58:48.432	1	13:58:12.101	13:56:01.338	1:24.997	45.766	152.7	13:58:12.101
2		2:52.923	50.049	1:18.193	44.681	198.8	14:01:41.355	2	2:56.191	50.397	1:19.648	46.146	184.9	14:01:08.292
3		2:55.118	50.023	1:17.045	48.050	205.7	14:04:36.473	3	3:45.837 P	49.701	1:17.796	1:38.340	203.3	14:04:54.129
4		2:50.941	50.136	1:16.966	43.839	198.1	14:07:27.414	4	5:53.319	3:50.865	1:17.783	44.671	196.7	14:10:47.448
5		2:48.278	48.404	1:15.733	44.141	205.7	14:10:15.692	5	2:52.516	50.102	1:17.701	44.713	194.9	14:13:39.964
6		2:49.368	49.209	1:16.190	43.969	194.5	14:13:05.060	6	2:50.856	49.166	1:17.155	44.535	201.4	14:16:30.820
7		2:50.301	48.471	1:16.927	44.903	203.3	14:15:55.361	7	2:51.134	49.369	1:17.240	44.525	202.2	14:19:21.954
8		2:48.361	48.297	1:15.972	44.092	205.3	14:18:43.722	8	2:52.722	48.765	1:16.968	46.989	205.3	14:22:14.676
9		3:00.965 P	49.290	1:17.492	54.183	183.6	14:21:44.687	9	2:50.701	49.171	1:16.782	44.748	203.3	14:25:05.377





Spa Francorchamps  
Clio Cup Series  
Collective Test 2  
Lap Analysis

# CLIO CUP SERIES

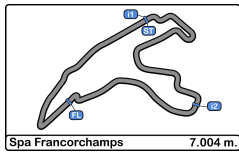
118 Francesco Pagano							ITA 133 Samuel Chaligne								
CHA							Costa Ovest RAC T2CM								
Lap	D	Time	Sector 1	Sector 2	Sector 3	T. Spd	Elapsed	Lap	D	Time	Sector 1	Sector 2	Sector 3	T. Spd	Elapsed
1		13:59:29.184	13:56:56.057	1:38.797	54.330	128.1	13:59:29.184	1		13:59:30.494	13:56:55.034	1:39.159	56.301	139.1	13:59:30.494
2		3:00.762	53.675	1:20.851	46.236	180.9	14:02:29.946	2		3:06.620	54.518	1:24.146	47.956	193.5	14:02:37.114
3		3:09.447 P	50.968	1:19.426	59.053	195.2	14:05:39.393	3		3:00.086	51.295	1:21.733	47.058	194.2	14:05:37.200
4		4:52.922	2:49.418	1:18.068	45.436	196.3	14:10:32.315	4		3:05.197	52.266	1:23.896	49.035	174.1	14:08:42.397
5		2:53.918	50.506	1:18.340	45.072	196.0	14:13:26.233	5		2:58.939	51.533	1:20.457	46.949	186.5	14:11:41.336
6		2:54.104	50.262	1:18.395	45.447	198.1	14:16:20.337	6		2:57.634	50.972	1:20.127	46.535	192.1	14:14:38.970
7		2:52.507	49.607	1:17.568	45.332	201.1	14:19:12.844	7		2:57.368	51.066	1:19.594	46.708	195.2	14:17:36.338
8		3:27.067	1:01.480	1:40.780	44.807	108.3	14:22:39.911	8		2:57.956	51.595	1:19.958	46.403	196.7	14:20:34.294
9		2:55.989	49.685	1:20.271	46.033	200.7	14:25:35.900	9		3:10.948 P	51.752	1:20.140	59.056	193.5	14:23:45.242

119 Fernando Navarrete							EUR 158 Florian Venturi								
ChefoSport							CHA GM Sport								
Lap	D	Time	Sector 1	Sector 2	Sector 3	T. Spd	Elapsed	Lap	D	Time	Sector 1	Sector 2	Sector 3	T. Spd	Elapsed
1		13:58:45.660	13:56:29.076	1:28.220	48.364	111.3	13:58:45.660	1		13:59:39.559	13:57:02.298	1:33.378	1:03.883	138.6	13:59:39.559
2		2:51.728	49.888	1:18.102	43.738	206.5	14:01:37.388	2		3:09.843	1:04.336	1:19.249	46.258	156.2	14:02:49.402
3		2:49.409	48.999	1:16.200	44.210	205.7	14:04:26.797	3		2:50.526	49.482	1:17.035	44.009	201.1	14:05:39.928
4		2:50.518	48.592	1:17.654	44.272	206.1	14:07:17.315	4		2:50.967	49.584	1:16.949	44.434	201.8	14:08:30.895
5		2:53.689	49.495	1:16.368	47.826	204.1	14:10:11.004	5		2:49.722	49.007	1:16.413	44.302	206.1	14:11:20.617
6		2:50.959	49.363	1:16.986	44.610	205.3	14:13:01.963	6		2:50.963	49.293	1:17.154	44.516	178.8	14:14:11.580
7		3:03.068 P	50.080	1:16.791	56.197	198.8	14:16:05.031	7		2:49.761	48.783	1:16.374	44.604	205.7	14:17:01.341
8		4:29.992	2:16.304	1:28.849	44.839	173.6	14:20:35.023	8		2:52.334	49.302	1:16.947	46.085	199.6	14:19:53.675
9		2:50.854	49.580	1:16.803	44.471	200.3	14:23:25.877	9		2:49.574	48.487	1:16.784	44.303	210.5	14:22:43.249
10		2:50.123	48.700	1:16.752	44.671	204.9	14:26:16.000	10		2:50.052	49.026	1:16.698	44.328	206.5	14:25:33.301

122 Ludovico Longoni							EUR & ITA 199 Alejandro Schimpf								
CHA MC Motortecnica							CHA AST Competition								
Lap	D	Time	Sector 1	Sector 2	Sector 3	T. Spd	Elapsed	Lap	D	Time	Sector 1	Sector 2	Sector 3	T. Spd	Elapsed
1		13:58:16.011	13:56:00.108	1:28.733	47.170	135.8	13:58:16.011	1		13:58:46.394	13:56:31.143	1:26.984	48.267	142.6	13:58:46.394
2		2:58.659	51.447	1:19.887	47.325	195.2	14:01:14.670	2		2:55.565	50.751	1:20.053	44.761	204.1	14:01:41.959
3		2:55.800	50.760	1:19.321	45.719	195.6	14:04:10.470	3		2:51.156	49.217	1:16.929	45.010	208.0	14:04:33.115
4		2:56.111	51.227	1:19.213	45.671	198.5	14:07:06.581	4		2:51.932	49.523	1:16.914	45.495	203.3	14:07:25.047
5		2:54.239	50.838	1:17.957	45.444	194.5	14:10:00.820	5		2:50.870	48.991	1:16.979	44.900	204.1	14:10:15.917
6		2:54.882	50.762	1:18.432	45.688	194.2	14:12:55.702	6		2:50.869	48.827	1:17.464	44.578	203.3	14:13:06.786
7		2:55.578	50.104	1:20.270	45.204	197.4	14:15:51.280	7		2:51.353	50.059	1:16.743	44.551	201.4	14:15:58.139
8		2:53.854	49.584	1:19.174	45.096	199.2	14:18:45.134	8		2:50.355	48.667	1:17.481	44.207	205.3	14:18:48.494
9		2:52.299	49.942	1:17.352	45.005	199.2	14:21:37.433	9		2:50.635	48.776	1:17.408	44.451	208.4	14:21:39.129
10		2:56.442	50.119	1:21.250	45.073	198.5	14:24:33.875	10		2:52.114	48.857	1:18.173	45.084	207.2	14:24:31.243
11		2:53.020	50.033	1:17.787	45.200	200.0	14:27:26.895	11		3:02.399 P	48.987	1:18.873	54.539	204.5	14:27:33.642

125 Jerzy Spinkiewicz							EUR & ITA 211 Nikola Miljkovic								
UNIQ Racing							CHA Tempo Racing Team								
Lap	D	Time	Sector 1	Sector 2	Sector 3	T. Spd	Elapsed	Lap	D	Time	Sector 1	Sector 2	Sector 3	T. Spd	Elapsed
1		13:58:45.175	13:56:25.234	1:30.606	49.335	133.0	13:58:45.175	1		13:59:57.100	13:56:50.758	1:59.072	1:07.270	103.7	13:59:57.100
2		2:51.652	50.103	1:17.329	44.220	203.7	14:01:36.827	2		2:53.518	49.934	1:18.385	45.199	192.8	14:02:50.618
3		2:49.511	48.967	1:16.482	44.062	205.3	14:04:26.338	3		2:51.059	49.068	1:17.856	44.135	206.1	14:05:41.677
4		2:49.557	48.833	1:16.304	44.420	204.5	14:07:15.895	4		2:52.073	48.814	1:18.776	44.483	204.9	14:08:33.750
5		2:51.427	49.037	1:17.941	44.449	208.4	14:10:07.322	5		2:50.141	49.085	1:16.833	44.223	204.1	14:11:23.891
6		2:51.348	49.007	1:17.762	44.579	197.0	14:12:58.670	6		2:50.662	49.019	1:17.411	44.232	203.3	14:14:14.553
7		2:51.104	48.648	1:17.426	45.030	205.3	14:15:49.774	7		2:49.664	48.829	1:16.592	44.243	204.1	14:17:04.217
8		2:51.074	48.852	1:17.081	45.141	203.0	14:18:40.848	8		2:50.410	49.196	1:16.804	44.410	203.7	14:19:54.627
9		2:49.863	48.781	1:16.809	44.273	204.1	14:21:30.711	9		2:50.263	49.244	1:16.721	44.298	204.5	14:22:44.890
10		2:49.893	48.222	1:17.276	44.395	209.7	14:24:20.604	10		2:50.199	48.817	1:17.137	44.245	206.1	14:25:35.089
11		3:04.175 P	48.627	1:20.215	55.333	207.2	14:27:24.779								





Spa Francorchamps  
Clio Cup Series  
Collective Test 2  
Lap Analysis

# CLIO CUP

## SERIES

372

Andrea Cherichetti

EUR & ITA

RAC

MC Motortecnica

Lap	D	Time	Sector 1	Sector 2	Sector 3	T. Spd	Elapsed
1		13:58:17.714	13:56:03.191	1:26.651	47.872	171.7	13:58:17.714
2		3:03.309	53.774	1:21.807	47.728	191.4	14:01:21.023
3		2:57.367	50.831	1:20.088	46.448	193.8	14:04:18.390
4		2:56.340	50.822	1:19.201	46.317	197.8	14:07:14.730
5		3:03.122	54.318	1:19.161	49.643	198.8	14:10:17.852
6		2:56.067	51.611	1:18.406	46.050	201.1	14:13:13.919
7		3:04.961	53.789	1:25.176	45.996	161.1	14:16:18.880
8		<b>2:53.396</b>	<b>49.671</b>	<b>1:18.291</b>	<b>45.434</b>	200.3	14:19:12.276
9		2:56.345	49.896	1:20.090	46.359	201.1	14:22:08.621
10		2:54.736	50.015	1:19.192	45.529	201.1	14:25:03.357

558

Pierre Bredeaux

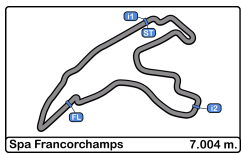
EUR

CHA

Comte Racing Team

Lap	D	Time	Sector 1	Sector 2	Sector 3	T. Spd	Elapsed
1		13:58:47.815	13:56:31.340	1:28.153	48.322	154.2	13:58:47.815
2		2:53.323	50.245	1:18.353	44.725	200.7	14:01:41.138
3		2:53.791	49.327	1:17.002	47.462	205.3	14:04:34.929
4		2:49.336	49.441	1:15.900	43.995	200.7	14:07:24.265
5		2:48.796	49.243	<b>1:15.669</b>	<b>43.884</b>	200.0	14:10:13.061
6		2:49.692	48.940	1:15.926	44.826	203.0	14:13:02.753
7		2:51.609	49.323	1:17.461	44.825	193.5	14:15:54.362
8		<b>2:48.552</b>	<b>48.505</b>	1:15.823	44.224	203.0	14:18:42.914
9		2:50.097	48.752	1:17.096	44.249	203.7	14:21:33.011
10		2:54.222	48.887	1:16.604	48.731	204.1	14:24:27.233
11		3:00.224 P	48.773	1:16.338	55.113	203.0	14:27:27.457





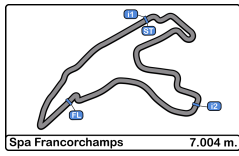
Spa Francorchamps  
Clio Cup Series  
Collective Test 2  
Best Sectors Results

# CLIO CUP SERIES

Sector - 1			Sector - 2			Sector - 3			Ideal Lap vs Best Lap						
Clas	Nº	Driver	Time	Nº	Driver	Time	Nº	Driver	Time	Clas	Nº	Driver	Ideal Lap	Best Lap	Clas
1	29	Alexandre Finkelstein	48.144	12	Gabriele Torelli	1:15.534	119	Fernando Navarrete	43.738	1	12	Gabriele Torelli	2:47.779	2:48.311	2
2	12	Jerzy Spinkiewicz	48.222	29	Alexandre Finkelstein	1:15.639	1	Anthony Jurado	43.761	2	105	Alessandro Brigatti	2:47.869	2:48.278	1
3	24	Aurelien Renet	48.236	558	Pierre Bredeaux	1:15.669	25	Alexandre Albouy	43.774	3	29	Alexandre Finkelstein	2:47.917	2:48.744	4
4	11	Adrian Schimpf	48.243	105	Alessandro Brigatti	1:15.733	105	Alessandro Brigatti	43.839	4	558	Pierre Bredeaux	2:48.058	2:48.552	3
5	10	Alessandro Brigatti	48.297	91	Luca Franca	1:15.974	12	Gabriele Torelli	43.864	5	25	Alexandre Albouy	2:48.306	2:49.021	9
6	15	David Pouget	48.344	25	Alexandre Albouy	1:16.045	5	Nicolas Milan	43.879	6	119	Fernando Navarrete	2:48.530	2:49.409	13
7	12	Gabriele Torelli	48.381	2	Florian Coruble	1:16.071	558	Pierre Bredeaux	43.884	7	91	Luca Franca	2:48.539	2:48.974	8
8	84	Mattia Lancellotti	48.404	5	Nicolas Milan	1:16.160	113	Adrian Schimpf	43.932	8	113	Adrian Schimpf	2:48.570	2:48.861	5
9	25	Alexandre Albouy	48.487	119	Fernando Navarrete	1:16.200	4	Julien Baziret	43.988	9	125	Jerzy Spinkiewicz	2:48.588	2:49.511	14
10	15	Florian Venturi	48.487	101	Tomas Pekar	1:16.250	109	Francesco Savoia	43.988	10	5	Nicolas Milan	2:48.613	2:48.934	7
11	1	Anthony Jurado	48.496	125	Jerzy Spinkiewicz	1:16.304	15	David Pouget	43.989	11	1	Anthony Jurado	2:48.703	2:48.908	6
12	55	Pierre Bredeaux	48.505	158	Florian Venturi	1:16.374	158	Florian Venturi	44.009	12	2	Florian Coruble	2:48.749	2:49.177	11
13	91	Luca Franca	48.538	113	Adrian Schimpf	1:16.395	91	Luca Franca	44.027	13	101	Tomas Pekar	2:48.862	2:49.096	10
14	41	Simon Di Luca	48.546	1	Anthony Jurado	1:16.446	101	Tomas Pekar	44.062	14	158	Florian Venturi	2:48.870	2:49.574	15
15	10	Tomas Pekar	48.550	41	Simon Di Luca	1:16.461	125	Jerzy Spinkiewicz	44.062	15	24	Aurelien Renet	2:49.036	2:49.613	18
16	5	Nicolas Milan	48.574	4	Julien Baziret	1:16.473	2	Florian Coruble	44.081	16	4	Julien Baziret	2:49.058	2:49.389	12
17	11	Fernando Navarrete	48.592	31	Jeremy Bordagaray	1:16.492	24	Aurelien Renet	44.122	17	15	David Pouget	2:49.086	2:49.575	16
18	2	Florian Coruble	48.597	55	René Steemetz	1:16.521	29	Alexandre Finkelstein	44.134	18	41	Simon Di Luca	2:49.388	2:49.602	17
19	4	Julien Baziret	48.597	211	Nikola Miljkovic	1:16.592	211	Nikola Miljkovic	44.135	19	60	Leonardo Arduini	2:49.501	2:50.012	23
20	60	Leonardo Arduini	48.640	60	Leonardo Arduini	1:16.616	199	Alejandro Schimpf	44.207	20	211	Nikola Miljkovic	2:49.541	2:49.664	19
21	19	Alejandro Schimpf	48.667	82	Jacopo Giuseppe Cimenès	1:16.624	30	Alex Lancellotti	44.235	21	84	Mattia Lancellotti	2:49.566	2:49.778	20
22	30	Alex Lancellotti	48.732	109	Francesco Savoia	1:16.654	42	Mariano Alonso	44.236	22	199	Alejandro Schimpf	2:49.617	2:50.355	25
23	43	Damiano Puccetti	48.760	103	Francesco Miotto	1:16.661	60	Leonardo Arduini	44.245	23	109	Francesco Savoia	2:49.695	2:50.876	35
24	11	Giacomo Trebbi	48.765	24	Aurelien Renet	1:16.678	99	Guillaume Maio	44.247	24	30	Alex Lancellotti	2:49.772	2:49.950	21
25	21	Nikola Miljkovic	48.814	199	Alejandro Schimpf	1:16.743	9	Andrea Stucki	44.249	25	82	Jacopo Giuseppe Cimenès	2:49.954	2:49.988	22
26	42	Mariano Alonso	48.833	7	Mickael Carree	1:16.746	82	Jacopo Giuseppe Cimenès	44.313	26	55	René Steemetz	2:49.959	2:50.346	24
27	7	Mickael Carree	48.866	15	David Pouget	1:16.753	43	Damiano Puccetti	44.323	27	116	Giacomo Trebbi	2:50.072	2:50.701	31
28	19	Gianalberto Coldani	48.908	9	Andrea Stucki	1:16.759	84	Mattia Lancellotti	44.364	28	21	Stephan Polderman	2:50.110	2:50.550	29
29	21	Stephan Polderman	48.976	107	Cristian Ricciarini	1:16.761	21	Stephan Polderman	44.365	29	7	Mickael Carree	2:50.116	2:50.482	28
30	55	René Steemetz	49.002	21	Stephan Polderman	1:16.769	73	Sandro Cutini	44.369	30	43	Damiano Puccetti	2:50.162	2:50.619	30
31	82	Jacopo Giuseppe Cimenès	49.017	99	Guillaume Maio	1:16.781	41	Simon Di Luca	44.381	31	19	Gianalberto Coldani	2:50.242	2:50.732	33
32	73	Sandro Cutini	49.032	116	Giacomo Trebbi	1:16.782	19	Gianalberto Coldani	44.426	32	42	Mariano Alonso	2:50.276	2:51.418	39
33	10	Francesco Savoia	49.053	84	Mattia Lancellotti	1:16.798	55	René Steemetz	44.436	33	9	Andrea Stucki	2:50.279	2:50.805	34
34	10	Cristian Ricciarini	49.098	30	Alex Lancellotti	1:16.805	27	Federico Danova	44.445	34	31	Jeremy Bordagaray	2:50.302	2:50.395	26
35	95	Adam Sascha	49.171	19	Gianalberto Coldani	1:16.908	31	Jeremy Bordagaray	44.455	35	99	Guillaume Maio	2:50.322	2:50.414	27
36	54	Sébastien Gehin	49.186	27	Federico Danova	1:17.053	95	Adam Sascha	44.477	36	107	Cristian Ricciarini	2:50.374	2:50.723	32
37	16	Lionel Viguier	49.192	43	Damiano Puccetti	1:17.079	7	Mickael Carree	44.504	37	103	Francesco Miotto	2:50.634	2:50.997	37
38	13	Raphael Cuadrado	49.198	54	Sébastien Gehin	1:17.098	107	Cristian Ricciarini	44.515	38	95	Adam Sascha	2:50.967	2:51.473	40
39	51	Henrik Seibel	49.262	78	Laurent Dziadus	1:17.138	116	Giacomo Trebbi	44.525	39	54	Sébastien Gehin	2:50.976	2:50.976	36
40	9	Andrea Stucki	49.271	42	Mariano Alonso	1:17.207	103	Francesco Miotto	44.577	40	51	Henrik Seibel	2:51.160	2:51.357	38
41	99	Guillaume Maio	49.294	51	Henrik Seibel	1:17.265	51	Henrik Seibel	44.633	41	27	Federico Danova	2:51.206	2:53.075	50
42	78	Laurent Dziadus	49.337	38	Alessio Alcidi	1:17.315	85	Benjamin Cauvas	44.674	42	16	Lionel Viguier	2:51.410	2:51.714	42
43	31	Jeremy Bordagaray	49.355	95	Adam Sascha	1:17.319	54	Sébastien Gehin	44.692	43	78	Laurent Dziadus	2:51.464	2:52.020	43
44	10	Francesco Miotto	49.396	122	Ludovico Longoni	1:17.352	13	Raphael Cuadrado	44.746	44	73	Sandro Cutini	2:51.550	2:52.164	45
45	85	Benjamin Cauvas	49.453	16	Lionel Viguier	1:17.455	16	Lionel Viguier	44.763	45	85	Benjamin Cauvas	2:51.595	2:51.595	41
46	12	Ludovico Longoni	49.584	85	Benjamin Cauvas	1:17.468	118	Francesco Pagano	44.807	46	122	Ludovico Longoni	2:51.941	2:52.299	46
47	11	Francesco Pagano	49.607	118	Francesco Pagano	1:17.568	38	Alessio Alcidi	44.932	47	118	Francesco Pagano	2:51.982	2:52.507	47
48	37	Andrea Chierichetti	49.671	44	Veenesh Shunker	1:17.598	78	Laurent Dziadus	44.989	48	38	Alessio Alcidi	2:52.144	2:52.159	44
49	27	Federico Danova	49.708	65	Fabien Julia	1:17.636	122	Ludovico Longoni	45.005	49	13	Raphael Cuadrado	2:52.300	2:52.509	48
50	65	Fabien Julia	49.712	73	Sandro Cutini	1:18.149	65	Fabien Julia	45.189	50	65	Fabien Julia	2:52.537	2:52.546	49
51	38	Alessio Alcidi	49.897	372	Andrea Chierichetti	1:18.291	53	Due	45.287	51	372	Andrea Chierichetti	2:53.396	2:53.396	51
52	17	Daniele Pasquali	50.019	13	Raphael Cuadrado	1:18.356	44	Veenesh Shunker	45.410	52	44	Veenesh Shunker	2:53.545	2:54.032	52
53	53	Due	50.125	53	Due	1:18.398	372	Andrea Chierichetti	45.434	53	53	Due	2:53.810	2:54.860	53
54	44	Veenesh Shunker	50.537	72	Manuel Stefani	1:18.622	17	Daniele Pasquali	45.468	54	17	Daniele Pasquali	2:54.795	2:55.067	54
55	72	Manuel Stefani	50.571	17	Daniele Pasquali	1:19.308	72	Manuel Stefani	45.872	55	72	Manuel Stefani	2:55.065	2:55.484	55
56	11	Andrea Bonifazi	50.894	133	Samuel Chaligne	1:19.594	133	Samuel Chaligne	46.403	56	133	Samuel Chaligne	2:56.969	2:57.368	56







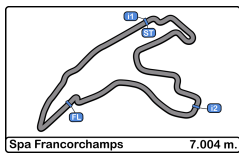
Spa Francorchamps  
 Clio Cup Series  
 Collective Test 2  
**Best Sectors Results**

# CLIO CUP

## SERIES

Sector - 1				Sector - 2				Sector - 3				Ideal Lap vs Best Lap			
Clas	Nº	Driver	Time	Nº	Driver	Time	Nº	Driver	Time	Clas	Nº	Driver	Ideal Lap	Best Lap	Clas
57	13	Samuel Chaligne	50.972	11	Andrea Bonifazi	1:20.534	11	Andrea Bonifazi	46.603	57	11	Andrea Bonifazi	2:58.031	2:58.793	57
58	63	Gabriel Alonso	53.293	63	Gabriel Alonso	1:27.690	63	Gabriel Alonso	49.252	58	63	Gabriel Alonso	3:10.235	3:10.235	58





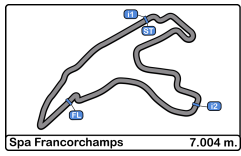
**Spa Francorchamps**  
**Clio Cup Series**  
**Collective Test 2**  
**Best 5 Lap Times**

# CLIO CUP

## SERIES

Cls	N°	Driver	Nat	Cat	Cls	Team	Nat	Group	Best 1		Best 2		Best 3		Best 4		Best 5	
									Time	Lap	Time	Lap	Time	Lap	Time	Lap	Time	Lap
1	105	Alessandro Brigatti	ITA	CHA	1	PROGETTO E20	ITA	ITA	2:48.278	5	2:48.361	8	2:49.368	6	2:50.301	7	2:50.941	4
2	12	Gabriele Torelli	ITA			Rangoni Corse	ITA	EUR & MID	2:48.311	5	2:48.311	7	2:48.448	4	2:48.695	3	2:48.846	6
3	558	Pierre Bredeaux	FRA	CHA	2	Comte Racing Team	FRA	EUR	2:48.552	8	2:48.796	5	2:49.336	4	2:49.692	6	2:50.097	9
4	29	Alexandre	FRA	CHA	3	GPA Racing	FRA	FRA	2:48.744	6	2:48.958	8	2:49.363	5	2:49.407	10	2:49.477	4
5	113	Adrian Schimpf	ESP	CHA	4	AST Competition	ESP	EUR & ESP	2:48.861	3	2:49.351	9	2:49.535	8	2:49.554	4	2:50.097	10
6	1	Anthony Jurado	FRA			Milan Competition	FRA	EUR & MID	2:48.908	9	2:49.061	7	2:49.115	6	2:49.452	5	2:50.082	3
7	5	Nicolas Milan	FRA			Milan Competition	FRA	EUR & FRA	2:48.934	7	2:49.327	5	2:49.640	8	2:49.783	3	2:50.104	6
8	91	Luca Franca	ITA	RAC	1	MC Motor Tecnica	ITA	EUR & ITA	2:48.974	9	2:49.187	7	2:49.202	8	2:49.275	10	2:49.683	5
9	25	Alexandre Albouy	FRA			GPA Racing	FRA	FRA	2:49.021	6	2:49.393	9	2:49.425	10	2:49.650	3	2:49.802	4
10	101	Tomas Pekar	CZE			Carpek Racing	CZE	EUR & MID	2:49.096	8	2:49.362	7	2:49.477	6	2:49.515	4	2:49.601	5
11	2	Florian Coruble	FRA	CHA	5	GM Sport	FRA	FRA	2:49.177	10	2:49.474	9	2:49.565	7	2:49.609	4	2:49.830	6
12	4	Julien Baziret	FRA	CHA	6	Baziret Sport	FRA	EUR & MID	2:49.389	7	2:49.774	5	2:49.797	8	2:49.931	9	2:50.138	4
13	119	Fernando Navarrete	ESP			ChefoSport	ESP	EUR	2:49.409	3	2:50.123	10	2:50.518	4	2:50.854	9	2:50.959	6
14	125	Jerzy Spinkiewicz	POL			UNIQ Racing	POL	EUR & ITA	2:49.511	3	2:49.557	4	2:49.863	9	2:49.893	10	2:51.074	8
15	158	Florian Venturi	FRA	CHA	7	GM Sport	FRA	FRA	2:49.574	9	2:49.722	5	2:49.761	7	2:50.052	10	2:50.526	3
16	15	David Pouget	FRA			GPA Racing	FRA	EUR & FRA	2:49.575	7	2:49.993	8	2:49.996	3	2:50.154	4	2:51.071	5
17	41	Simon Di Luca	ITA	TBC	1	Faro Racing	ITA	ITA	2:49.602	10	2:50.011	7	2:50.241	8	2:50.485	6	2:50.797	4
18	24	Aurelien Renet	FRA	CHA	8	JSB Competition	FRA	FRA	2:49.613	4	2:49.645	9	2:49.722	6	2:49.974	10	2:50.445	7
19	211	Nikola Miljkovic	SRB	CHA	9	Tempo Racing Team	SRB	EUR & MID	2:49.664	7	2:50.141	5	2:50.199	10	2:50.263	9	2:50.410	8
20	84	Mattia Lancellotti	ITA	CHA	10	Faro Racing	ITA	EUR & ITA	2:49.778	4	2:50.344	5	2:50.445	10	2:50.558	6	2:51.493	3
21	30	Alex Lancellotti	ITA	RAC	2	Faro Racing	ITA	EUR & ITA	2:49.950	10	2:50.693	7	2:50.751	6	2:51.426	5	2:52.378	4
22	82	Jacopo Giuseppe	ITA	CHA	11	ESSECORSE	ITA	EUR & ITA	2:49.988	8	2:50.544	9	2:50.935	7	2:51.082	10	2:51.850	6
23	60	Leonardo Arduini	ITA	CHA	12	MC Motor Tecnica	ITA	EUR & ITA	2:50.012	10	2:50.073	6	2:50.272	5	2:50.515	7	2:50.604	11
24	55	René Steemetz	NLD	RAC	3	ChefoSport	ESP	EUR & MID	2:50.346	6	2:51.335	11	2:51.733	5	2:51.807	4	2:52.502	7
25	199	Alejandro Schimpf	ESP	CHA	13	AST Competition	ESP	EUR & ESP	2:50.355	8	2:50.635	9	2:50.869	6	2:50.870	5	2:51.156	3
26	31	Jeremy Bordagaray	FRA	RAC	4	Milan Competition	FRA	FRA & ESP	2:50.395	7	2:50.930	9	2:50.988	6	2:51.169	5	2:51.221	8
27	99	Guillaume Maio	FRA	CHA	14	GM Sport	FRA	EUR & MID	2:50.414	6	2:51.129	10	2:51.244	5	2:51.940	9	2:52.219	4
28	7	Mickael Carree	FRA	CHA	15	T2CM	FRA	EUR & FRA	2:50.482	8	2:50.876	7	2:51.770	4	2:52.295	9	2:52.953	10
29	21	Stephan Polderman	NLD	RAC	5	ChefoSport	ESP	EUR & MID	2:50.550	4	2:50.971	7	2:51.030	5	2:51.186	8	2:52.177	3
30	43	Damiano Puccetti	ITA	CHA	16	Rangoni Corse	ITA	EUR	2:50.619	7	2:51.013	6	2:51.210	4	2:51.311	5	2:52.606	3
31	116	Giacomo Trebbi	ITA	CHA	17	MC Motor Tecnica	ITA	ITA	2:50.701	9	2:50.856	6	2:51.134	7	2:52.516	5	2:52.722	8
32	107	Cristian Ricciarini	ITA			ESSECORSE	ITA	EUR & ITA	2:50.723	7	2:50.726	4	2:50.905	6	2:51.229	5	2:51.795	10
33	19	Gianalberto Coldani	ITA	CHA	18	MC Motor Tecnica	ITA	ITA	2:50.732	11	2:50.864	8	2:51.812	10	2:51.955	6	2:52.007	5
34	9	Andrea Stucki	CHE			Stucki Motorsport	CHE	MID	2:50.805	8	2:50.807	9	2:51.188	10	2:51.403	3	2:52.049	6
35	109	Francesco Savoia	ITA	CHA	19	PROGETTO E20	ITA	ITA	2:50.876	9	2:50.941	6	2:50.969	5	2:51.253	4	2:51.298	7
36	54	Sébastien Gehin	FRA	RAC	6	T2CM	FRA	MID	2:50.976	10	2:52.292	6	2:53.630	9	2:53.678	4	2:53.870	5
37	103	Francesco Miotto	ITA	CHA	20	PROGETTO E20	ITA	ITA	2:50.997	10	2:52.102	4	2:52.464	3	2:54.513	5	2:54.861	9
38	51	Henrik Seibel	DEU	TBC	2	Carpek Service	CZE	MID	2:51.357	6	2:51.941	7	2:52.548	8	2:52.919	4	2:53.014	5
39	42	Mariano Alonso	ESP	TBC	3	GPA Racing	FRA	TBC	2:51.418	6	2:51.720	9	2:52.402	5	2:53.532	3	2:55.156	2
40	95	Adam Sascha	ITA	CHA	21	SEVENHILLS	ITA	ITA	2:51.473	8	2:51.561	5	2:52.046	6	2:52.193	9	2:52.231	10
41	85	Benjamin Cauvas	FRA	RAC	7	GPA Racing	FRA	EUR	2:51.595	4	2:52.139	5	2:52.898	7	2:53.312	6	2:54.576	3
42	16	Lionel Viguier	FRA	RAC	8	T2CM	FRA	EUR & FRA	2:51.714	10	2:52.458	5	2:52.479	4	2:52.780	8	2:53.088	7
43	78	Laurent Dziadus	FRA	RAC	9	TEAM LUCAS	FRA	FRA	2:52.020	8	2:52.253	6	2:52.339	9	2:52.650	5	2:52.687	10
44	38	Alessio Alcidi	ITA	CHA	22	Tuder Motorsport	ITA	ITA	2:52.159	6	2:52.923	4	2:53.034	7	2:53.259	5	2:53.401	9
45	73	Sandro Cutini	ITA	RAC	10	Faro Racing	ITA	ITA	2:52.164	7	2:52.173	8	2:53.595	9	2:55.085	4	2:55.131	6
46	122	Ludovico Longoni	ITA	CHA	23	MC Motor Tecnica	ITA	EUR & ITA	2:52.299	9	2:53.020	11	2:53.854	8	2:54.239	5	2:54.882	6
47	118	Francesco Pagano	ITA	CHA	24	Costa Ovest	ITA	ITA	2:52.507	7	2:53.918	5	2:54.104	6	2:55.989	9	3:00.762	2
48	13	Raphael Cuadrado	FRA	RAC	11	GM Sport	FRA	FRA	2:52.509	10	2:53.335	6	2:53.592	5	2:53.853	7	2:54.257	3
49	65	Fabien Julia	FRA	RAC	12	LR Performance	FRA	FRA	2:52.546	10	2:53.150	7	2:53.337	6	2:53.945	4	2:54.085	9
50	27	Federico Danova	ITA	CHA	25	ESSECORSE	ITA	ITA	2:53.075	7	2:53.228	6	2:53.306	9	2:53.387	3	2:53.669	5
51	372	Andrea Chierichetti	ITA	RAC	13	MC Motor Tecnica	ITA	EUR & ITA	2:53.396	8	2:54.736	10	2:56.067	6	2:56.340	4	2:56.345	9
52	44	Veenesh Shunker	FRA	RAC	14	T2CM	FRA	FRA	2:54.032	6	2:54.362	5	2:54.402	10	2:54.725	9	2:55.043	4
53	53	Due	ITA	RAC	15	Oregon Team	ITA	ITA	2:54.860	4	2:55.183	10	2:55.445	7	2:55.586	5	2:55.796	6
54	17	Daniele Pasquali	ITA	RAC	16	Tuder Motorsport	ITA	EUR & ITA	2:55.067	11	2:55.921	9	2:56.200	8	2:56.569	7	2:56.873	10
55	72	Manuel Stefani	ITA	RAC	17	SEVENHILLS	ITA	ITA	2:55.484	7	2:56.231	8	2:56.396	6	2:58.294	4	2:58.565	5
56	133	Samuel Chaligne	FRA	RAC	18	T2CM	FRA	FRA	2:57.368	7	2:57.634	6	2:57.956	8	2:58.939	5	3:00.086	3



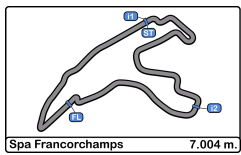


Spa Francorchamps  
 Clio Cup Series  
 Collective Test 2  
 Best 5 Lap Times

# CLIO CUP SERIES

Cls	N°	Driver	Nat	Cat	Cls	Team	Nat	Group	Best 1		Best 2		Best 3		Best 4		Best 5	
									Time	Lap	Time	Lap	Time	Lap	Time	Lap	Time	Lap
57	11	Andrea Bonifazi		TBC	4	SEVENHILLS		ITA	2:58.793	6	2:59.433	7	3:00.053	8	3:02.369	5	3:02.926	4
58	63	Gabriel Alonso		TBC	5	GPA Racing		FRA	3:10.235	9	3:12.140	5	3:15.462	3	3:16.426	2	3:17.616	4





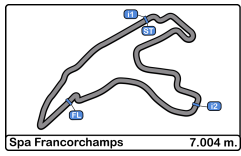
**Spa Francorchamps**  
**Clio Cup Series**  
**Collective Test 2**  
**Best 5 Top Speeds**

# CLIO CUP

## SERIES

Clas	N°	Driver	Nat	Cat	Cls	Team	Nat	Group	Top 1		Top 2		Top 3		Top 4		Top 5		Avg
									Km/h	Lap	Km/h	Lap	Km/h	Lap	Km/h	Lap	Km/h	Lap	
1	15	David Pouget	FRA			GPA Racing	FRA	EUR & FRA	210.5	9	207.6	10	207.2	7	204.9	5	204.5	6	206.9
2	158	Florian Venturi	FRA	CHA	1	GM Sport	FRA	FRA	210.5	9	206.5	10	206.1	5	205.7	7	201.8	4	206.1
3	113	Adrian Schimpf	ESP	CHA	2	AST Competition	ESP	EUR & ESP	210.1	5	209.7	4	209.3	10	208.8	9	208.4	8	209.3
4	125	Jerzy Spinkiewicz	POL			UNIQU Racing	POL	EUR & ITA	209.7	10	208.4	5	207.2	11	205.3	3	205.3	7	207.2
5	2	Florian Coruble	FRA	CHA	3	GM Sport	FRA	FRA	208.8	10	205.7	4	204.9	9	204.5	8	203.0	7	205.4
6	24	Aurelien Renet	FRA	CHA	4	JSB Competition	FRA	FRA	208.8	9	208.8	10	205.3	4	205.3	6	204.9	3	206.6
7	5	Nicolas Milan	FRA			Milan Competition	FRA	EUR & FRA	208.4	10	205.3	5	205.3	8	204.5	3	203.7	4	205.4
8	25	Alexandre Albouy	FRA			GPA Racing	FRA	FRA	208.4	10	206.8	9	206.5	5	205.7	8	205.7	11	206.6
9	199	Alejandro Schimpf	ESP	CHA	5	AST Competition	ESP	EUR & ESP	208.4	9	208.0	3	207.2	10	205.3	8	204.5	11	206.7
10	60	Leonardo Arduini	ITA	CHA	6	MC Motortecnica	ITA	EUR & ITA	208.0	10	207.6	11	206.8	9	203.7	5	202.6	2	205.8
11	7	Mickaël Carree	FRA	CHA	7	T2CM	FRA	EUR & FRA	207.6	10	204.1	8	203.7	9	202.2	7	201.8	5	203.9
12	101	Tomas Pekar	CZE			Carpek Racing	CZE	EUR & MID	207.6	9	204.5	7	203.0	4	203.0	8	203.0	10	204.2
13	13	Raphael Cuadrado	FRA	RAC	1	GM Sport	FRA	FRA	207.2	10	202.6	3	202.2	4	201.8	9	201.1	6	203.0
14	29	Alexandre Finkelstein	FRA	CHA	8	GPA Racing	FRA	FRA	207.2	5	206.8	11	204.9	10	204.5	9	203.3	8	205.4
15	30	Alex Lancellotti	ITA	RAC	2	Faro Racing	ITA	EUR & ITA	207.2	8	205.3	10	204.1	3	203.3	5	202.6	4	204.5
16	1	Anthony Jurado	FRA			Milan Competition	FRA	EUR & MID	206.8	9	204.9	6	204.5	8	204.5	10	201.8	3	204.5
17	4	Julien Baziret	FRA	CHA	9	Baziret Sport	FRA	EUR & MID	206.8	4	206.8	10	206.1	3	206.1	8	205.7	7	206.3
18	55	René Steemetz	NLD	RAC	3	ChefoSport	ESP	EUR & MID	206.8	10	205.7	11	204.1	8	202.6	6	201.4	2	204.1
19	91	Luca Franca	ITA	RAC	4	MC Motortecnica	ITA	EUR & ITA	206.8	10	206.8	11	205.7	6	204.5	9	204.1	3	205.6
20	54	Sébastien Gehin	FRA	RAC	5	T2CM	FRA	MID	206.5	10	201.4	6	201.4	7	200.0	4	199.6	3	201.8
21	119	Fernando Navarrete	ESP			ChefoSport	ESP	EUR	206.5	2	206.1	4	205.7	3	205.3	6	204.9	10	205.7
22	19	Gianalberto Coldani	ITA	CHA	10	MC Motortecnica	ITA	ITA	206.1	10	205.7	4	205.3	11	204.1	3	204.1	8	205.0
23	42	Mariano Alonso	ESP	TBC	1	GPA Racing	FRA	TBC	206.1	5	206.1	9	204.5	2	203.7	7	202.6	3	204.6
24	82	Jacopo Giuseppe	ITA	CHA	11	ESSECORSE	ITA	EUR & ITA	206.1	10	203.3	9	203.0	3	201.8	2	201.8	8	203.2
25	84	Mattia Lancellotti	ITA	CHA	12	Faro Racing	ITA	EUR & ITA	206.1	3	206.1	7	205.3	10	204.1	4	202.6	8	204.8
26	107	Cristian Ricciarini	ITA			ESSECORSE	ITA	EUR & ITA	206.1	10	204.1	3	203.0	7	202.6	2	202.6	8	203.7
27	211	Nikola Miljkovic	SRB	CHA	13	Tempo Racing Team	SRB	EUR & MID	206.1	3	206.1	10	204.9	4	204.5	9	204.1	5	205.1
28	41	Simon Di Luca	ITA	TBC	2	Faro Racing	ITA	ITA	205.7	9	204.9	10	201.8	8	200.0	3	200.0	6	202.5
29	105	Alessandro Brigatti	ITA	CHA	14	PROGETTO E20	ITA	ITA	205.7	3	205.7	5	205.3	8	203.3	7	198.8	2	203.8
30	16	Lionel Viguier	FRA	RAC	6	T2CM	FRA	EUR & FRA	205.3	10	203.0	5	201.1	7	200.0	8	199.6	6	201.8
31	116	Giacomo Trebbi	ITA	CHA	15	MC Motortecnica	ITA	ITA	205.3	8	203.3	3	203.3	9	202.2	7	201.4	6	203.1
32	558	Pierre Bredeaux	FRA	CHA	16	Comte Racing Team	FRA	EUR	205.3	3	204.1	10	203.7	9	203.0	6	203.0	8	203.8
33	21	Stephan Polderman	NLD	RAC	7	ChefoSport	ESP	EUR & MID	204.9	7	203.3	4	203.3	5	202.6	8	201.8	2	203.2
34	95	Adam Sascha	ITA	CHA	17	SEVENHILLS	ITA	ITA	204.9	7	204.5	5	203.7	4	203.7	6	203.0	10	204.0
35	109	Francesco Savoia	ITA	CHA	18	PROGETTO E20	ITA	ITA	204.9	3	201.4	2	201.4	11	200.3	10	200.0	8	201.6
36	12	Gabriele Torelli	ITA			Rangoni Corse	ITA	EUR & MID	203.7	5	203.0	2	203.0	8	201.4	7	200.7	3	202.4
37	73	Sandro Cutini	ITA	RAC	8	Faro Racing	ITA	ITA	203.7	10	203.0	7	202.6	8	202.6	9	202.2	4	202.8
38	85	Benjamin Cauvas	FRA	RAC	9	GPA Racing	FRA	EUR	203.7	4	203.3	5	202.6	10	202.2	3	201.4	6	202.7
39	103	Francesco Miotto	ITA	CHA	19	PROGETTO E20	ITA	ITA	203.7	10	202.6	4	202.6	9	202.2	7	201.8	6	202.6
40	27	Federico Danova	ITA	CHA	20	ESSECORSE	ITA	ITA	203.3	3	203.3	6	201.1	10	200.0	9	199.6	8	201.5
41	65	Fabien Julia	FRA	RAC	10	LR Performance	FRA	FRA	203.3	10	202.6	8	201.1	9	200.7	7	200.0	6	201.5
42	9	Andrea Stucki	CHE			Stucki Motorsport	CHE	MID	203.0	4	203.0	10	202.6	3	202.6	9	201.1	8	202.4
43	51	Henrik Seibel	DEU	TBC	3	Carpek Service	CZE	MID	203.0	6	201.8	7	201.1	10	200.7	9	200.0	3	201.3
44	99	Guillaume Maio	FRA	CHA	21	GM Sport	FRA	EUR & MID	203.0	7	202.2	6	201.8	5	201.8	10	200.3	3	201.8
45	31	Jeremy Bordagaray	FRA	RAC	11	Milan Competition	FRA	FRA & ESP	202.6	5	202.6	9	202.6	10	201.8	3	201.4	6	202.2
46	78	Laurent Dziadus	FRA	RAC	12	TEAM LUCAS	FRA	FRA	202.6	10	201.8	4	199.2	6	198.8	5	198.8	9	200.3
47	17	Daniele Pasquali	ITA	RAC	13	Tuder Motorsport	ITA	EUR & ITA	201.8	8	201.1	11	199.6	10	196.0	5	192.8	3	198.2
48	43	Damiano Puccetti	ITA	CHA	22	Rangoni Corse	ITA	EUR	201.1	4	199.6	7	199.2	2	198.5	3	195.6	5	198.8
49	118	Francesco Pagano	ITA	CHA	23	Costa Ovest	ITA	ITA	201.1	7	200.7	9	198.1	6	196.3	4	196.0	5	198.4
50	372	Andrea Chierichetti	ITA	RAC	14	MC Motortecnica	ITA	EUR & ITA	201.1	6	201.1	9	201.1	10	200.3	8	198.8	5	200.5
51	44	Veenesh Shunker	FRA	RAC	15	T2CM	FRA	FRA	200.0	10	197.4	4	196.7	6	196.7	7	196.0	9	197.3
52	122	Ludovico Longoni	ITA	CHA	24	MC Motortecnica	ITA	EUR & ITA	200.0	11	199.2	8	199.2	9	198.5	4	198.5	10	199.1
53	38	Alessio Alcidi	ITA	CHA	25	Tuder Motorsport	ITA	ITA	198.8	6	198.5	8	198.1	10	197.0	7	196.7	2	197.8
54	53	Due	ITA	RAC	16	Oregon Team	ITA	ITA	198.8	10	197.8	5	197.4	7	197.0	2	196.7	6	197.5
55	72	Manuel Stefani	ITA	RAC	17	SEVENHILLS	ITA	ITA	198.8	7	198.5	8	195.6	6	194.5	5	194.2	4	196.3
56	11	Andrea Bonifazi	ITA	TBC	4	SEVENHILLS	ITA	ITA	198.1	6	196.3	7	196.0	9	195.6	2	194.9	8	196.2





Spa Francorchamps  
 Clio Cup Series  
 Collective Test 2  
 Best 5 Top Speeds

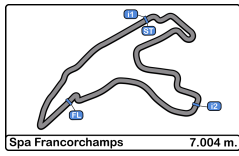
# CLIO CUP

## SERIES

Clas	Nº	Driver	Nat	Cat	Cls	Team	Nat	Group	Top 1		Top 2		Top 3		Top 4		Top 5		Avg
									Km/h	Lap	Km/h	Lap	Km/h	Lap	Km/h	Lap	Km/h	Lap	
57	133	Samuel Chaligne		RAC	18	T2CM		FRA	196.7	8	195.2	7	194.2	3	193.5	2	193.5	9	194.6
58	63	Gabriel Alonso		TBC	5	GPA Racing		TBC	182.1	9	177.3	4	175.3	3	173.0	7	172.8	8	176.1





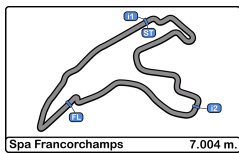


Spa Francorchamps  
 Clio Cup Series  
 Collective Test 2  
**Fastest Laps Sequence**

# CLIO CUP SERIES

Lap	Time of Day	Session Time	N° Driver	Nat	Cat	Team	Nat	Group	Time	Km/h
2	14:00:53.249	5:53.249	101 Tomas Pekar		CZE	Carpek Racing		EUR & MID	<b>2:51.662</b>	146.8
2	14:00:56.578	5:56.578	12 Gabriele Torelli		ITA	Rangoni Corse		EUR & MID	<b>2:49.870</b>	148.4
3	14:03:45.273	8:45.273	12 Gabriele Torelli		ITA	Rangoni Corse		EUR & MID	<b>2:48.695</b>	149.4
4	14:06:33.721	11:33.721	12 Gabriele Torelli		ITA	Rangoni Corse		EUR & MID	<b>2:48.448</b>	149.6
5	14:09:22.032	14:22.032	12 Gabriele Torelli		ITA	Rangoni Corse		EUR & MID	<b>2:48.311</b>	149.8
5	14:10:15.692	15:15.692	105 Alessandro Brigatti		CHA	PROGETTO E20		ITA	<b>2:48.278</b>	149.8





**Spa Francorchamps**  
**Clio Cup Series**  
**Collective Test 2**

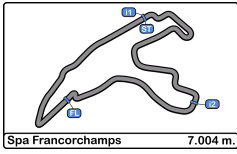
# CLIO CUP

## SERIES

**Event Best Maximum Speed**

N°	Driver	Nat	Cat	Clas	Team	Nat	Group	Km/h	Session
15	David Pouget	FRA			GPA Racing	FRA	EUR & FRA	210.5	Collective Test 2
158	Florian Venturi	FRA	CHA	1	GM Sport	FRA	FRA	210.5	Collective Test 2
113	Adrian Schimpf	ESP	CHA	2	AST Competition	ESP	EUR & ESP	210.1	Collective Test 2
125	Jerzy Spinkiewicz	POL			UNIQU Racing	POL	EUR & ITA	209.7	Collective Test 2
24	Aurelien Renet	FRA	CHA	3	JSB Competition	FRA	FRA	208.8	Collective Test 2
2	Florian Coruble	FRA	CHA	4	GM Sport	FRA	FRA	208.8	Collective Test 2
91	Luca Franca	ITA	RAC	1	MC Motor Tecnica	ITA	EUR & ITA	208.4	Collective Test 1
199	Alejandro Schimpf	ESP	CHA	5	AST Competition	ESP	EUR & ESP	208.4	Collective Test 2
25	Alexandre Albouy	FRA			GPA Racing	FRA	FRA	208.4	Collective Test 2
5	Nicolas Milan	FRA			Milan Competition	FRA	EUR & FRA	208.4	Collective Test 2
30	Alex Lancellotti	ITA	RAC	2	Faro Racing	ITA	EUR & ITA	208.0	Collective Test 1
1	Anthony Jurado	FRA			Milan Competition	FRA	EUR & MID	208.0	Collective Test 1
60	Leonardo Arduini	ITA	CHA	6	MC Motor Tecnica	ITA	EUR & ITA	208.0	Collective Test 2
101	Tomas Pekar	CZE			Carpek Racing	CZE	EUR & MID	207.6	Collective Test 2
7	Mickael Carree	FRA	CHA	7	T2CM	FRA	EUR & FRA	207.6	Collective Test 2
29	Alexandre Finkelstein	FRA	CHA	8	GPA Racing	FRA	FRA	207.2	Collective Test 2
13	Raphael Cuadrado	FRA	RAC	3	GM Sport	FRA	FRA	207.2	Collective Test 2
107	Cristian Ricciarini	ITA			ESSECORSE	ITA	EUR & ITA	206.8	Collective Test 1
55	René Steemetz	NLD	RAC	4	ChefoSport	ESP	EUR & MID	206.8	Collective Test 2
4	Julien Baziret	FRA	CHA	9	Baziret Sport	FRA	EUR & MID	206.8	Collective Test 2
95	Adam Sascha	ITA	CHA	10	SEVENHILLS	ITA	ITA	206.5	Collective Test 1
119	Fernando Navarrete	ESP			ChefoSport	ESP	EUR	206.5	Collective Test 2
54	Sébastien Gehin	FRA	RAC	5	T2CM	FRA	MID	206.5	Collective Test 2
103	Francesco Miotto	ITA	CHA	11	PROGETTO E20	ITA	ITA	206.1	Collective Test 1
82	Jacopo Giuseppe	ITA	CHA	12	ESSECORSE	ITA	EUR & ITA	206.1	Collective Test 1
42	Mariano Alonso	ESP	TBC	1	GPA Racing	FRA	TBC	206.1	Collective Test 2
84	Mattia Lancellotti	ITA	CHA	13	Faro Racing	ITA	EUR & ITA	206.1	Collective Test 2
19	Gianalberto Coldani	ITA	CHA	14	MC Motor Tecnica	ITA	ITA	206.1	Collective Test 2
211	Nikola Miljkovic	SRB	CHA	15	Tempo Racing Team	SRB	EUR & MID	206.1	Collective Test 2
73	Sandro Cutini	ITA	RAC	6	Faro Racing	ITA	ITA	205.7	Collective Test 1
105	Alessandro Brigatti	ITA	CHA	16	PROGETTO E20	ITA	ITA	205.7	Collective Test 2
41	Simon Di Luca	ITA	TBC	2	Faro Racing	ITA	ITA	205.7	Collective Test 2
109	Francesco Savoia	ITA	CHA	17	PROGETTO E20	ITA	ITA	205.3	Collective Test 1
12	Gabriele Torelli	ITA			Rangoni Corse	ITA	EUR & MID	205.3	Collective Test 1
558	Pierre Bredeaux	FRA	CHA	18	Comte Racing Team	FRA	EUR	205.3	Collective Test 2
116	Giacomo Trebbi	ITA	CHA	19	MC Motor Tecnica	ITA	ITA	205.3	Collective Test 2
16	Lionel Viguier	FRA	RAC	7	T2CM	FRA	EUR & FRA	205.3	Collective Test 2
21	Stephan Polderman	NLD	RAC	8	ChefoSport	ESP	EUR & MID	204.9	Collective Test 2
85	Benjamin Cauvas	FRA	RAC	9	GPA Racing	FRA	EUR	204.5	Collective Test 1
53	Due	ITA	RAC	10	Oregon Team	ITA	ITA	203.7	Collective Test 1
3	Daniel Nyffeler	CHE	CHA	20	Stucki Motorsport	CHE	MID	203.7	Collective Test 1
99	Guillaume Maio	FRA	CHA	21	GM Sport	FRA	EUR & MID	203.3	Collective Test 1
27	Federico Danova	ITA	CHA	22	ESSECORSE	ITA	ITA	203.3	Collective Test 2
65	Fabien Julia	FRA	RAC	11	LR Performance	FRA	FRA	203.3	Collective Test 2
78	Laurent Dziadus	FRA	RAC	12	TEAM LUCAS	FRA	FRA	203.0	Collective Test 1
9	Andrea Stucki	CHE			Stucki Motorsport	CHE	MID	203.0	Collective Test 1
51	Henrik Seibel	DEU	TBC	3	Carpek Service	CZE	MID	203.0	Collective Test 2
31	Jeremy Bordagaray	FRA	RAC	13	Milan Competition	FRA	FRA & ESP	202.6	Collective Test 2
17	Daniele Pasquali	ITA	RAC	14	Tuder Motorsport	ITA	EUR & ITA	201.8	Collective Test 2
43	Damiano Puccetti	ITA	CHA	23	Rangoni Corse	ITA	EUR	201.1	Collective Test 2
372	Andrea Chierichetti	ITA	RAC	15	MC Motor Tecnica	ITA	EUR & ITA	201.1	Collective Test 2
118	Francesco Pagano	ITA	CHA	24	Costa Ovest	ITA	ITA	201.1	Collective Test 2
44	Veenesh Shunker	FRA	RAC	16	T2CM	FRA	FRA	200.3	Collective Test 1
122	Ludovico Longoni	ITA	CHA	25	MC Motor Tecnica	ITA	EUR & ITA	200.0	Collective Test 2
38	Alessio Alcidi	ITA	CHA	26	Tuder Motorsport	ITA	ITA	199.2	Collective Test 1
72	Manuel Stefani	ITA	RAC	17	SEVENHILLS	ITA	ITA	198.8	Collective Test 2
11	Andrea Bonifazi	ITA	TBC	4	SEVENHILLS	ITA	ITA	198.1	Collective Test 2





**Spa Francorchamps**  
**Clio Cup Series**  
**Collective Test 2**

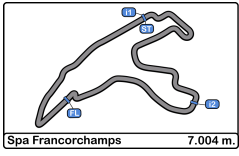
# CLIO CUP

## SERIES

**Event Best Maximum Speed**

133	Samuel Chaligne		FRA	RAC	18	T2CM		FRA	196.7	Collective Test 2
63	Gabriel Alonso		ESP	TBC	5	GPA Racing		FRA	182.1	Collective Test 2



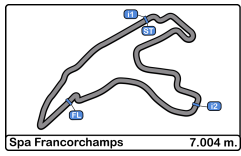


Spa Francorchamps  
Clio Cup Series  
Collective Test 2  
Pit Stop Analysis

# CLIO CUP

## SERIES

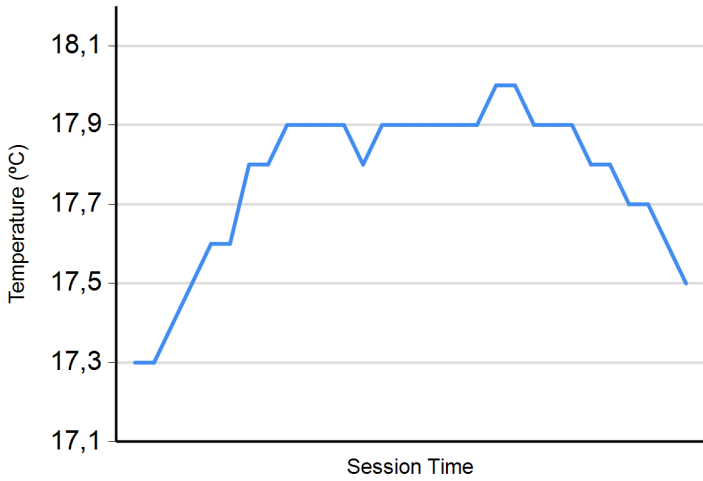




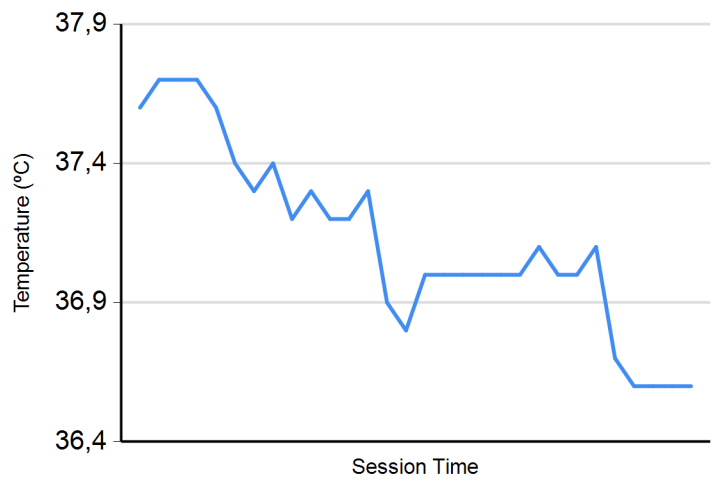
Spa Francorchamps  
 Clio Cup Series  
 Collective Test 2  
**Weather Report**

# CLIO CUP SERIES

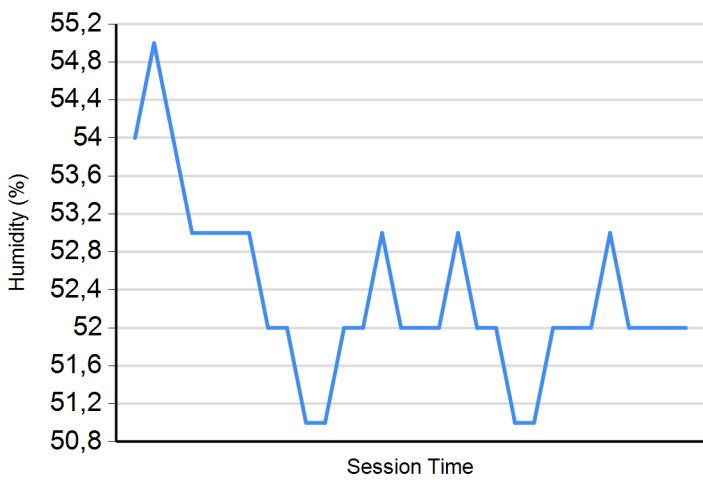
**Air Temperature**



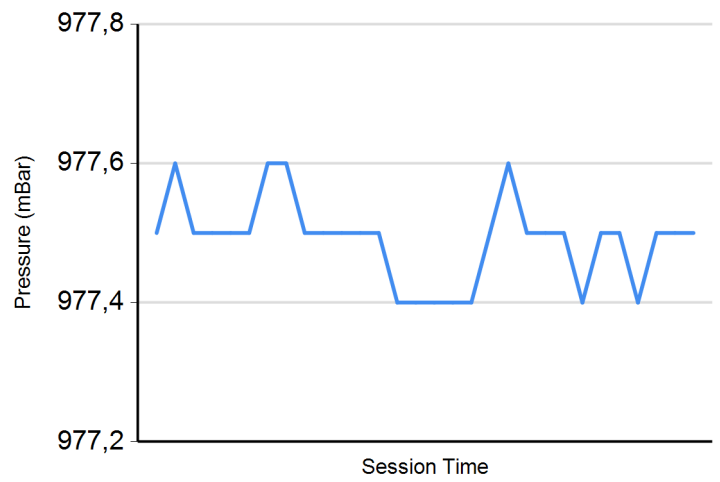
**Track Temperature**



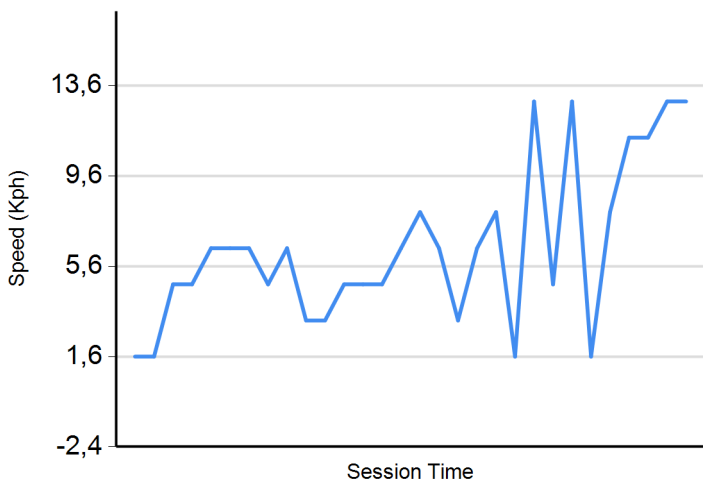
**Humidity**



**Pressure**



**Wind Speed**



**Wind direction**

