

Spa Francorchamps
Clio Cup Series
Collective Test 1
Provisional Results

CLIO CUP SERIES

Clas	Nº	Driver	Nat	Cat	Clas	Team	Nat	Vehicle	Laps	Best	Time	Gap	Interval	Km/h
1	12	Gabriele Torelli	ITA			Rangoni Corse	ITA	Renault Clio	9	5	2:47.998			150.0
2	15	David Pouget	FRA			GPA Racing	FRA	Renault Clio	10	9	2:48.189	0.191	0.191	149.9
3	5	Nicolas Milan	FRA			Milan Competition	FRA	Renault Clio	10	8	2:48.490	0.492	0.301	149.6
4	25	Alexandre Albouy	FRA			GPA Racing	FRA	Renault Clio	10	9	2:48.540	0.542	0.050	149.6
5	113	Adrian Schimpf	ESP	CHA	1	AST Competition	ESP	Renault Clio	10	8	2:48.669	0.671	0.129	149.4
6	1	Anthony Jurado	FRA			Milan Competition	FRA	Renault Clio	10	8	2:48.685	0.687	0.016	149.4
7	24	Aurelien Renet	FRA	CHA	2	JSB Competition	FRA	Renault Clio	10	9	2:49.141	1.143	0.456	149.0
8	125	Jerzy Spinkiewicz	POL			UNIQ Racing	POL	Renault Clio	10	9	2:49.158	1.160	0.017	149.0
9	109	Francesco Savoia	ITA	CHA	3	PROGETTO E20	ITA	Renault Clio	9	6	2:49.190	1.192	0.032	149.0
10	84	Mattia Lancellotti	ITA	CHA	4	Faro Racing	ITA	Renault Clio	10	7	2:49.194	1.196	0.004	149.0
11	101	Tomas Pekar	CZE			Carpek Racing	CZE	Renault Clio	10	9	2:49.218	1.220	0.024	149.0
12	119	Fernando Navarrete	ESP			ChefoSport	ESP	Renault Clio	10	9	2:49.365	1.367	0.147	148.8
13	158	Florian Venturi	FRA	CHA	5	GM Sport	FRA	Renault Clio	10	8	2:49.400	1.402	0.035	148.8
14	558	Pierre Bredeaux	FRA	CHA	6	Comte Racing Team	FRA	Renault Clio	9	8	2:49.416	1.418	0.016	148.8
15	107	Cristian Ricciarini	ITA			ESSECORSE	ITA	Renault Clio	10	6	2:49.443	1.445	0.027	148.8
16	211	Nikola Miljkovic	SRB	CHA	7	Tempo Racing Team	SRB	Renault Clio	10	8	2:49.456	1.458	0.013	148.7
17	99	Guillaume Maio	FRA	CHA	8	GM Sport	FRA	Renault Clio	10	7	2:49.704	1.706	0.248	148.5
18	30	Alex Lancellotti	ITA	RAC	1	Faro Racing	ITA	Renault Clio	9	5	2:49.764	1.766	0.060	148.5
19	105	Alessandro Brigatti	ITA	CHA	9	PROGETTO E20	ITA	Renault Clio	9	8	2:49.772	1.774	0.008	148.5
20	29	Alexandre Finkelstein	FRA	CHA	10	GPA Racing	FRA	Renault Clio	10	6	2:49.842	1.844	0.070	148.4
21	2	Florian Coruble	FRA	CHA	11	GM Sport	FRA	Renault Clio	6	5	2:50.156	2.158	0.314	148.1
22	19	Gianalberto Coldani	ITA	CHA	12	MC Motortechnica	ITA	Renault Clio	7	7	2:50.157	2.159	0.001	148.1
23	60	Leonardo Arduini	ITA	CHA	13	MC Motortechnica	ITA	Renault Clio	10	5	2:50.162	2.164	0.005	148.1
24	7	Mickael Carree	FRA	CHA	14	T2CM	FRA	Renault Clio	10	8	2:50.252	2.254	0.090	148.1
25	42	Mariano Alonso	ESP	TBC	1	GPA Racing	ESP	Renault Clio	10	9	2:50.330	2.332	0.078	148.0
26	85	Benjamin Cauvas	FRA	RAC	2	GPA Racing	FRA	Renault Clio	10	8	2:50.358	2.360	0.028	148.0
27	55	René Steemetz	NLD	RAC	3	ChefoSport	ESP	Renault Clio	10	5	2:50.371	2.373	0.013	147.9
28	82	Jacopo Giuseppe Cimenès	ITA	CHA	15	ESSECORSE	ITA	Renault Clio	9	8	2:50.406	2.408	0.035	147.9
29	91	Luca Franca	ITA	RAC	4	MC Motortechnica	ITA	Renault Clio	4	3	2:50.491	2.493	0.085	147.8
30	41	Simon Di Luca	ITA	TBC	2	Faro Racing	ITA	Renault Clio	9	9	2:50.491	2.493	0.000	147.8
31	116	Giacomo Trebbi	ITA	CHA	16	MC Motortechnica	ITA	Renault Clio	10	8	2:50.529	2.531	0.038	147.8
32	4	Julien Baziret	FRA	CHA	17	Baziret Sport	FRA	Renault Clio	10	6	2:50.701	2.703	0.172	147.7
33	199	Alejandro Schimpf	ESP	CHA	18	AST Competition	ESP	Renault Clio	9	6	2:50.749	2.751	0.048	147.6
34	21	Stephan Polderman	NLD	RAC	5	ChefoSport	ESP	Renault Clio	8	4	2:50.878	2.880	0.129	147.5
35	9	Andrea Stucki	CHE			Stucki Motorsport	CHE	Renault Clio	9	7	2:51.001	3.003	0.123	147.4
36	3	Daniel Nyffeler	CHE	CHA	19	Stucki Motorsport	CHE	Renault Clio	9	7	2:51.027	3.029	0.026	147.4
37	103	Francesco Miotto	ITA	CHA	20	PROGETTO E20	ITA	Renault Clio	10	7	2:51.116	3.118	0.089	147.3
38	31	Jeremy Bordagaray	FRA	RAC	6	Milan Competition	FRA	Renault Clio	10	6	2:51.736	3.738	0.620	146.8
39	95	Adam Sascha	ITA	CHA	21	SEVENHILLS	ITA	Renault Clio	10	9	2:52.103	4.105	0.367	146.5
40	78	Laurent Dziadus	FRA	RAC	7	TEAM LUCAS	FRA	Renault Clio	9	5	2:52.134	4.136	0.031	146.4
41	53	Due	ITA	RAC	8	Oregon Team	ITA	Renault Clio	10	7	2:52.241	4.243	0.107	146.3
42	73	Sandro Cutini	ITA	RAC	9	Faro Racing	ITA	Renault Clio	10	8	2:52.299	4.301	0.058	146.3
43	38	Alessio Alcidi	ITA	CHA	22	Tuder Motorsport	ITA	Renault Clio	9	9	2:53.210	5.212	0.911	145.5
44	13	Raphael Cuadrado	FRA	RAC	10	GM Sport	FRA	Renault Clio	10	9	2:53.222	5.224	0.012	145.5
45	54	Sébastien Gehin	FRA	RAC	11	T2CM	FRA	Renault Clio	9	5	2:53.509	5.511	0.287	145.3
46	16	Lionel Viguier	FRA	RAC	12	T2CM	FRA	Renault Clio	6	5	2:53.614	5.616	0.105	145.2
47	51	Henrik Seibel	DEU	TBC	3	Carpek Service	CZE	Renault Clio	10	7	2:53.642	5.644	0.028	145.2
48	122	Ludovico Longoni	ITA	CHA	23	MC Motortechnica	ITA	Renault Clio	9	8	2:53.861	5.863	0.219	145.0
49	27	Federico Danova	ITA	CHA	24	ESSECORSE	ITA	Renault Clio	9	8	2:53.876	5.878	0.015	145.0
50	44	Veenesh Shunker	FRA	RAC	13	T2CM	FRA	Renault Clio	9	8	2:54.042	6.044	0.166	144.8
51	43	Damiano Puccetti	ITA	CHA	25	Rangoni Corse	ITA	Renault Clio	9	7	2:54.733	6.735	0.691	144.3
52	118	Francesco Pagano	ITA	CHA	26	Costa Ovest	ITA	Renault Clio	8	8	2:56.682	8.684	1.949	142.7
53	133	Samuel Chaligne	FRA	RAC	14	T2CM	FRA	Renault Clio	9	5	2:57.211	9.213	0.529	142.2

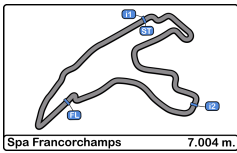
Published at:.....

Track Temp: 20.8 °C Air Temp: 12.8 °C Humidity: 70 % Track Status: DRY

Race Director:

Timekeeper:





Spa Francorchamps
 Clio Cup Series
 Collective Test 1
 Provisional Results

CLIO CUP SERIES

Clas	Nº	Driver	Nat	Cat	Clas	Team	Nat	Vehicle	Laps	Best	Time	Gap	Interval	Km/h
54	372	Andrea Chierichetti	ITA	RAC	15	MC Motortecnica	ITA	Renault Clio	9	6	2:57.403	9.405	0.192	142.1
55	17	Daniele Pasquali	ITA	RAC	16	Tuder Motorsport	ITA	Renault Clio	9	8	2:59.216	11.218	1.813	140.6
56	72	Manuel Stefani	ITA	RAC	17	SEVENHILLS	ITA	Renault Clio	9	8	2:59.601	11.603	0.385	140.3
57	11	Andrea Bonifazi	ITA	TBC	4	SEVENHILLS	ITA	Renault Clio	9	6	3:03.147	15.149	3.546	137.6

*** PENALTIES**

- CAR 42 TIME 2:57.427 DELETED TRACK LIMITS AT T 17
- CAR 42 TIME 2:57.427 DELETED TRACK LIMITS AT T 17
- CAR 44 TIME 3:10.429 DELETED TRACK LIMITS AT T 17
- car 31 this lap time deleted TL T4
- car 60,109,119,91,3,372 last lap time deleted TL T17
- car 4 last lap time deleted TL T17
- car 4 last lap time deleted TL T17
- car 53 this lap time deleted TL T4

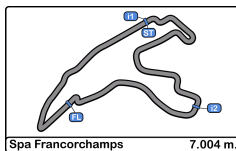
Published at:.....

Track Temp: 20.8 °C Air Temp: 12.8 °C Humidity: 70 % Track Status: DRY

Race Director:

Timekeeper:





Spa Francorchamps
Clio Cup Series
Collective Test 1

CLIO CUP

SERIES

Provisional Results by Category

Clas	Nº	Driver	Nat	Cat	Clas	Team	Nat	Vehicle	Laps	Best	Time	Gap	Interval	Km/h
1	12	Gabriele Torelli	ITA			Rangoni Corse	ITA	Renault Clio	9	5	2:47.998			150.0
2	15	David Pouget	FRA			GPA Racing	FRA	Renault Clio	10	9	2:48.189	0.191	0.191	149.9
3	5	Nicolas Milan	FRA			Milan Competition	FRA	Renault Clio	10	8	2:48.490	0.492	0.301	149.6
4	25	Alexandre Albouy	FRA			GPA Racing	FRA	Renault Clio	10	9	2:48.540	0.542	0.050	149.6
5	1	Anthony Jurado	FRA			Milan Competition	FRA	Renault Clio	10	8	2:48.685	0.687	0.145	149.4
6	125	Jerzy Spinkiewicz	POL			UNIQ Racing	POL	Renault Clio	10	9	2:49.158	1.160	0.473	149.0
7	101	Tomas Pekar	CZE			Carpek Racing	CZE	Renault Clio	10	9	2:49.218	1.220	0.060	149.0
8	119	Fernando Navarrete	ESP			ChefoSport	ESP	Renault Clio	10	9	2:49.365	1.367	0.147	148.8
9	107	Cristian Ricciarini	ITA			ESSECORSE	ITA	Renault Clio	10	6	2:49.443	1.445	0.078	148.8
10	9	Andrea Stucki	CHE			Stucki Motorsport	CHE	Renault Clio	9	7	2:51.001	3.003	1.558	147.4

CHA

Clas	Nº	Driver	Nat	Cat	Clas	Team	Nat	Vehicle	Laps	Best	Time	Gap	Interval	Km/h
1	113	Adrian Schimpf	ESP	CHA	1	AST Competition	ESP	Renault Clio	10	8	2:48.669			149.4
2	24	Aurelien Renet	FRA	CHA	2	JSB Competition	FRA	Renault Clio	10	9	2:49.141	0.472	0.472	149.0
3	109	Francesco Savoia	ITA	CHA	3	PROGETTO E20	ITA	Renault Clio	9	6	2:49.190	0.521	0.049	149.0
4	84	Mattia Lancellotti	ITA	CHA	4	Faro Racing	ITA	Renault Clio	10	7	2:49.194	0.525	0.004	149.0
5	158	Florian Venturi	FRA	CHA	5	GM Sport	FRA	Renault Clio	10	8	2:49.400	0.731	0.206	148.8
6	558	Pierre Bredeaux	FRA	CHA	6	Comte Racing Team	FRA	Renault Clio	9	8	2:49.416	0.747	0.016	148.8
7	211	Nikola Mijlkovic	SRB	CHA	7	Tempo Racing Team	SRB	Renault Clio	10	8	2:49.456	0.787	0.040	148.7
8	99	Guillaume Maio	FRA	CHA	8	GM Sport	FRA	Renault Clio	10	7	2:49.704	1.035	0.248	148.5
9	105	Alessandro Brigatti	ITA	CHA	9	PROGETTO E20	ITA	Renault Clio	9	8	2:49.772	1.103	0.068	148.5
10	29	Alexandre Finkelstein	FRA	CHA	10	GPA Racing	FRA	Renault Clio	10	6	2:49.842	1.173	0.070	148.4
11	2	Florian Coruble	FRA	CHA	11	GM Sport	FRA	Renault Clio	6	5	2:50.156	1.487	0.314	148.1
12	19	Gianalberto Coldani	ITA	CHA	12	MC Motortechnica	ITA	Renault Clio	7	7	2:50.157	1.488	0.001	148.1
13	60	Leonardo Arduini	ITA	CHA	13	MC Motortechnica	ITA	Renault Clio	10	5	2:50.162	1.493	0.005	148.1
14	7	Mickael Carree	FRA	CHA	14	T2CM	FRA	Renault Clio	10	8	2:50.252	1.583	0.090	148.1
15	82	Jacopo Giuseppe Cimenos	ITA	CHA	15	ESSECORSE	ITA	Renault Clio	9	8	2:50.406	1.737	0.154	147.9
16	116	Giacomo Trebbi	ITA	CHA	16	MC Motortechnica	ITA	Renault Clio	10	8	2:50.529	1.860	0.123	147.8
17	4	Julien Baziret	FRA	CHA	17	Baziret Sport	FRA	Renault Clio	10	6	2:50.701	2.032	0.172	147.7
18	199	Alejandro Schimpf	ESP	CHA	18	AST Competition	ESP	Renault Clio	9	6	2:50.749	2.080	0.048	147.6
19	3	Daniel Nyffeler	CHE	CHA	19	Stucki Motorsport	CHE	Renault Clio	9	7	2:51.027	2.358	0.278	147.4
20	103	Francesco Miotto	ITA	CHA	20	PROGETTO E20	ITA	Renault Clio	10	7	2:51.116	2.447	0.089	147.3
21	95	Adam Sascha	ITA	CHA	21	SEVENHILLS	ITA	Renault Clio	10	9	2:52.103	3.434	0.987	146.5
22	38	Alessio Alcidi	ITA	CHA	22	Tuder Motorsport	ITA	Renault Clio	9	9	2:53.210	4.541	1.107	145.5
23	122	Ludovico Longoni	ITA	CHA	23	MC Motortechnica	ITA	Renault Clio	9	8	2:53.861	5.192	0.651	145.0
24	27	Federico Danova	ITA	CHA	24	ESSECORSE	ITA	Renault Clio	9	8	2:53.876	5.207	0.015	145.0
25	43	Damiano Puccetti	ITA	CHA	25	Rangoni Corse	ITA	Renault Clio	9	7	2:54.733	6.064	0.857	144.3
26	118	Francesco Pagano	ITA	CHA	26	Costa Ovest	ITA	Renault Clio	8	8	2:56.682	8.013	1.949	142.7

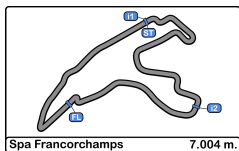
Published at:.....

Track Temp: 20.8 °C Air Temp: 12.8 °C Humidity: 70 % Track Status: DRY

Race Director:

Timekeeper:





Spa Francorchamps
Clio Cup Series
Collective Test 1
Provisional Results by Category

CLIO CUP

SERIES

RAC														
Clas	Nº	Driver	Nat	Cat	Clas	Team	Nat	Vehicle	Laps	Best	Time	Gap	Interval	Km/h
1	30	Alex Lancellotti		RAC	1	Faro Racing		Renault Clio	9	5	2:49.764			148.5
2	85	Benjamin Cauvas		RAC	2	GPA Racing		Renault Clio	10	8	2:50.358	0.594	0.594	148.0
3	55	René Steemetz		RAC	3	ChefoSport		Renault Clio	10	5	2:50.371	0.607	0.013	147.9
4	91	Luca Franca		RAC	4	MC Motor Tecnica		Renault Clio	4	3	2:50.491	0.727	0.120	147.8
5	21	Stephan Polderman		RAC	5	ChefoSport		Renault Clio	8	4	2:50.878	1.114	0.387	147.5
6	31	Jeremy Bordagaray		RAC	6	Milan Competition		Renault Clio	10	6	2:51.736	1.972	0.858	146.8
7	78	Laurent Dziadus		RAC	7	TEAM LUCAS		Renault Clio	9	5	2:52.134	2.370	0.398	146.4
8	53	Due		RAC	8	Oregon Team		Renault Clio	10	7	2:52.241	2.477	0.107	146.3
9	73	Sandro Cutini		RAC	9	Faro Racing		Renault Clio	10	8	2:52.299	2.535	0.058	146.3
10	13	Raphael Cuadrado		RAC	10	GM Sport		Renault Clio	10	9	2:53.222	3.458	0.923	145.5
11	54	Sébastien Gehin		RAC	11	T2CM		Renault Clio	9	5	2:53.509	3.745	0.287	145.3
12	16	Lionel Viguier		RAC	12	T2CM		Renault Clio	6	5	2:53.614	3.850	0.105	145.2
13	44	Veenesh Shunker		RAC	13	T2CM		Renault Clio	9	8	2:54.042	4.278	0.428	144.8
14	133	Samuel Chaligne		RAC	14	T2CM		Renault Clio	9	5	2:57.211	7.447	3.169	142.2
15	372	Andrea Chierichetti		RAC	15	MC Motor Tecnica		Renault Clio	9	6	2:57.403	7.639	0.192	142.1
16	17	Daniele Pasquali		RAC	16	Tuder Motorsport		Renault Clio	9	8	2:59.216	9.452	1.813	140.6
17	72	Manuel Stefani		RAC	17	SEVENHILLS		Renault Clio	9	8	2:59.601	9.837	0.385	140.3

TBC														
Clas	Nº	Driver	Nat	Cat	Clas	Team	Nat	Vehicle	Laps	Best	Time	Gap	Interval	Km/h
1	42	Mariano Alonso		TBC	1	GPA Racing		Renault Clio	10	9	2:50.330			148.0
2	41	Simon Di Luca		TBC	2	Faro Racing		Renault Clio	9	9	2:50.491	0.161	0.161	147.8
3	51	Henrik Seibel		TBC	3	Carpek Service		Renault Clio	10	7	2:53.642	3.312	3.151	145.2
4	11	Andrea Bonifazi		TBC	4	SEVENHILLS		Renault Clio	9	6	3:03.147	12.817	9.505	137.6

* PENALTIES

CAR 42 TIME 2:57.427 DELETED TRACK LIMITS AT T 17

CAR 42 TIME 2:57.427 DELETED TRACK LIMITS AT T 17

CAR 44 TIME 3:10.429 DELETED TRACK LIMITS AT T 17

car 31 this lap time deleted TL T4

car 60,109,119,91,3,372 last lap time deleted TL T17

car 4 last lap time deleted TL T17

car 4 last lap time deleted TL T17

car 53 this lap time deleted TL T4

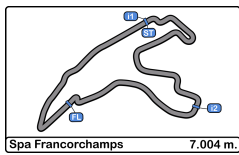
Published at:.....

Track Temp: 20.8 °C Air Temp: 12.8 °C Humidity: 70 % Track Status: DRY

Race Director:

Timekeeper:





Spa Francorchamps
Clio Cup Series
Collective Test 1
Lap Analysis

CLIO CUP

SERIES

1 Anthony Jurado Renault Clio **5** Nicolas Milan Renault Clio
 Milan Competition Milan Competition

Lap	D	Time	Sector 1	Sector 2	Sector 3	T. Spd	Elapsed	Lap	D	Time	Sector 1	Sector 2	Sector 3	T. Spd	Elapsed
1		9:03:20.094	9:00:59.570	1:32.597	47.927	115.5	9:03:20.094	1		9:03:18.726	9:00:58.798	1:32.391	47.537	134.4	9:03:18.726
2		2:56.150	52.270	1:18.597	45.283	191.1	9:06:16.244	2		2:57.051	52.967	1:19.035	45.049	193.2	9:06:15.777
3		2:50.890	48.897	1:17.428	44.565	204.1	9:09:07.134	3		2:51.812	49.406	1:17.996	44.410	183.3	9:09:07.589
4		2:50.183	49.031	1:17.024	44.128	202.6	9:11:57.317	4		2:50.086	48.679	1:17.248	44.159	198.8	9:11:57.675
5		2:49.689	48.999	1:16.510	44.180	208.0	9:14:47.006	5		2:49.500	48.747	1:16.720	44.033	201.4	9:14:47.175
6		2:49.325	48.810	1:16.579	43.936	203.7	9:17:36.331	6		2:49.574	48.732	1:16.891	43.951	203.3	9:17:36.749
7		2:49.291	48.619	1:16.510	44.162	204.9	9:20:25.622	7		2:49.347	48.301	1:16.595	44.451	198.1	9:20:26.096
8		2:48.685	48.703	1:16.208	43.774	202.6	9:23:14.307	8		2:48.490	48.736	1:15.927	43.827	204.9	9:23:14.586
9		2:49.656	49.144	1:16.630	43.882	193.2	9:26:03.963	9		2:48.954	48.756	1:16.512	43.686	204.9	9:26:03.540
10		3:21.417 P	48.496	1:19.942	1:12.979	194.9	9:29:25.380	10		3:29.618 P	48.828	1:20.700	1:20.090	208.0	9:29:33.158

2 Florian Coruble Renault Clio **7** Mickael Carree Renault Clio
 CHA GM Sport CHA T2CM

Lap	D	Time	Sector 1	Sector 2	Sector 3	T. Spd	Elapsed	Lap	D	Time	Sector 1	Sector 2	Sector 3	T. Spd	Elapsed
1		9:03:33.446	9:01:06.950	1:34.555	51.941	115.5	9:03:33.446	1		9:03:37.837	9:01:10.363	1:36.413	51.061	119.6	9:03:37.837
2		3:02.059	52.969	1:21.548	47.542	175.3	9:06:35.505	2		3:00.941	53.156	1:20.954	46.831	186.8	9:06:38.778
3		2:54.562	50.454	1:19.318	44.790	186.2	9:09:30.067	3		2:56.002	50.036	1:20.257	45.709	197.8	9:09:34.780
4		2:50.289	48.834	1:17.384	44.071	205.7	9:12:20.356	4		2:52.917	50.185	1:17.762	44.970	200.3	9:12:27.697
5		2:50.156	49.208	1:16.811	44.137	204.5	9:15:10.512	5		2:51.968	49.466	1:18.016	44.486	203.0	9:15:19.665
6		2:56.472	49.462	1:21.569	45.441	203.7	9:18:06.984	6		2:50.551	49.267	1:16.751	44.533	206.5	9:18:10.216
7		2:50.650	49.176	1:16.898	44.576	203.7	9:21:00.866	7		2:50.252	48.953	1:16.827	44.472	204.9	9:23:51.118
8		3:02.667 P	49.041	1:16.880	56.746	206.5	9:26:53.785	8		5:44.985 P	2:27.359	1:44.471	1:33.155	130.4	9:32:38.770
9		5:44.985 P	49.041	1:16.880	56.746	206.5	9:26:53.785	9		3:02.667 P	49.041	1:16.880	56.746	206.5	9:26:53.785
10		5:44.985 P	49.041	1:16.880	56.746	206.5	9:26:53.785	10		5:44.985 P	2:27.359	1:44.471	1:33.155	130.4	9:32:38.770

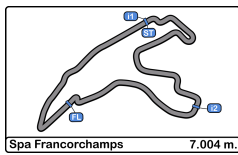
3 Daniel Nyffeler Renault Clio **9** Andrea Stucki Renault Clio
 CHA Stucki Motorsport Stucki Motorsport

Lap	D	Time	Sector 1	Sector 2	Sector 3	T. Spd	Elapsed	Lap	D	Time	Sector 1	Sector 2	Sector 3	T. Spd	Elapsed
1		9:04:51.450	9:02:19.443	1:38.789	53.218	116.0	9:04:51.450	1		9:04:57.025	9:02:22.625	1:40.756	53.644	116.1	9:04:57.025
2		3:03.351	55.879	1:22.010	45.462	175.3	9:07:54.801	2		2:58.736	52.622	1:21.285	44.829	193.5	9:07:55.761
3		2:54.734	50.021	1:18.301	46.412	199.2	9:10:49.535	3		2:54.587	49.898	1:17.875	46.814	201.8	9:10:50.348
4		2:56.328	51.132	1:17.710	47.486	197.4	9:13:45.863	4		2:56.113	52.174	1:17.138	46.801	196.7	9:13:46.461
5		2:53.119	51.642	1:17.189	44.288	200.3	9:16:38.982	5		2:53.176	51.342	1:17.456	44.378	191.1	9:16:39.637
6		2:52.328	50.206	1:17.388	44.734	192.8	9:19:31.310	6		2:51.007	49.035	1:17.032	44.940	201.8	9:19:30.644
7		2:51.027	49.446	1:17.187	44.394	202.2	9:22:22.337	7		2:51.001	49.752	1:16.954	44.295	198.5	9:22:21.645
8		2:50.807	49.107	1:16.709	44.991	203.7	9:25:13.144	8		2:53.415	49.113	1:16.436	47.866	201.4	9:25:15.060
9		3:06.114 P	49.467	1:17.272	59.375	199.6	9:28:19.258	9		3:05.919 P	49.174	1:16.222	1:00.523	203.0	9:28:20.979

4 Julien Baziret Renault Clio **11** Andrea Bonifazi Renault Clio
 CHA Baziret Sport TBC SEVENHILLS MOTORSPORT

Lap	D	Time	Sector 1	Sector 2	Sector 3	T. Spd	Elapsed	Lap	D	Time	Sector 1	Sector 2	Sector 3	T. Spd	Elapsed
1		9:03:21.238	9:01:00.057	1:33.448	47.733	121.7	9:03:21.238	1		9:04:24.735	9:01:52.824	1:35.658	56.253	133.4	9:04:24.735
2		2:58.612	52.052	1:20.751	45.809	197.0	9:06:19.850	2		3:16.947	57.563	1:30.339	49.045	182.7	9:07:41.682
3		2:54.410	50.326	1:19.150	44.934	195.6	9:09:14.260	3		3:07.016	53.747	1:25.078	48.191	164.3	9:10:48.698
4		2:52.614	49.903	1:18.154	44.557	199.6	9:12:06.874	4		3:07.156	53.911	1:24.349	48.896	172.5	9:13:55.854
5		2:51.768	49.590	1:17.883	44.295	200.0	9:14:58.642	5		3:05.099	53.536	1:23.707	47.856	183.0	9:17:00.953
6		2:50.701	49.653	1:16.845	44.203	202.6	9:17:49.343	6		3:03.147	52.017	1:23.624	47.506	194.9	9:20:04.100
7		2:52.362	49.782	1:17.965	44.615	200.0	9:20:41.705	7		3:04.896	52.811	1:24.220	47.865	183.3	9:23:08.996
8		2:51.623	49.697	1:17.700	44.226	201.1	9:23:33.328	8		3:04.104	52.525	1:23.926	47.653	193.5	9:26:13.100
9		2:51.407	49.376	1:17.396	44.335	201.4	9:26:24.435	9		3:28.760 P	52.678	1:23.727	1:12.355	193.8	9:29:41.860
10		3:20.428 P	49.512	1:17.170	1:13.746	201.8	9:29:44.863								





Spa Francorchamps
Clio Cup Series
Collective Test 1
Lap Analysis

CLIO CUP SERIES

12 Gabriele Torelli Renault Clio **17** Daniele Pasquali Renault Clio
Rangoni Corse RAC Tudor Motorsport

Lap	D	Time	Sector 1	Sector 2	Sector 3	T. Spd	Elapsed	Lap	D	Time	Sector 1	Sector 2	Sector 3	T. Spd	Elapsed
1		9:04:40.077	9:02:19.010	1:29.622	51.445	142.2	9:04:40.077	1		9:04:58.136	9:02:24.829	1:39.094	54.213	115.3	9:04:58.136
2		2:57.968	50.959	1:21.195	45.814	194.2	9:07:38.045	2		3:09.739	52.825	1:28.614	48.300	177.0	9:08:07.875
3		2:50.134	49.612	1:16.006	44.516	200.7	9:10:28.179	3		3:04.879	52.351	1:24.850	47.678	158.5	9:11:12.754
4		2:48.438	48.637	1:15.745	44.056	201.4	9:13:16.617	4		3:02.626	51.706	1:23.837	47.083	164.8	9:14:15.380
5		2:47.998	48.797	1:15.490	43.711	201.1	9:16:04.615	5		3:01.326	51.820	1:22.323	47.183	185.5	9:17:16.706
6		2:48.179	48.556	1:15.824	43.799	205.3	9:18:52.794	6		2:59.639	51.074	1:21.615	46.950	193.5	9:20:16.345
7		2:48.537	48.944	1:15.632	43.961	204.1	9:21:41.331	7		3:00.384	51.374	1:21.608	47.402	194.9	9:23:16.729
8		2:57.001 P	48.609	1:15.756	52.636	201.8	9:24:38.332	8		2:59.216	51.131	1:22.147	45.938	187.5	9:26:15.945
9		6:28.572 P	3:23.360	1:34.228	1:30.984	144.1	9:31:06.904	9		6:51.067 P	50.723	1:23.590	4:36.754	190.4	9:33:07.012

13 Raphael Cuadrado Renault Clio **19** Gianalberto Coldani Renault Clio
RAC GM Sport CHA MC Motortecnica

Lap	D	Time	Sector 1	Sector 2	Sector 3	T. Spd	Elapsed	Lap	D	Time	Sector 1	Sector 2	Sector 3	T. Spd	Elapsed
1		9:03:17.700	9:00:50.061	1:35.573	52.066	118.9	9:03:17.700	1		9:07:39.439	9:05:24.628		9:07:39.439	180.9	9:07:39.439
2		3:08.794	55.993	1:24.405	48.396	177.3	9:06:26.494	2		5:56.298	3:49.928		9:13:35.737	194.5	9:13:35.737
3		3:00.012	51.689	1:22.058	46.265	194.9	9:09:26.506	3		2:53.101	50.331		9:16:28.838	200.3	9:16:28.838
4		2:56.983	50.936	1:20.418	45.629	194.9	9:12:23.489	4		2:54.905	49.493		9:19:23.743	200.0	9:19:23.743
5		2:59.093	51.019	1:22.236	45.838	191.8	9:15:22.582	5		2:52.533	49.630		9:22:16.276	200.7	9:22:16.276
6		2:55.373	50.836	1:19.325	45.212	191.4	9:18:17.955	6		2:50.685	49.097		9:25:06.961	204.1	9:25:06.961
7		2:55.121	50.545	1:19.317	45.259	194.9	9:21:13.076	7		2:50.157	48.878		9:27:57.118		9:27:57.118
8		2:57.267	50.428	1:19.570	47.269	192.5	9:24:10.343	8			59.137			108.7	
9		2:53.222	49.997	1:18.482	44.743	198.1	9:27:03.565								
10		3:45.074 P	50.268	1:23.329	1:31.477	195.2	9:30:48.639								

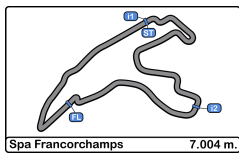
15 David Pouget Renault Clio **21** Stephan Polderman Renault Clio
GPA Racing RAC ChefoSport

Lap	D	Time	Sector 1	Sector 2	Sector 3	T. Spd	Elapsed	Lap	D	Time	Sector 1	Sector 2	Sector 3	T. Spd	Elapsed
1		9:04:07.224	9:01:43.420	1:32.482	51.322	146.7	9:04:07.224	1		9:03:48.255	9:01:23.602	1:31.918	52.735	152.9	9:03:48.255
2		2:53.756	50.898	1:18.093	44.765	197.8	9:07:00.980	2		3:10.060	54.435	1:28.137	47.488	152.3	9:06:58.315
3		2:53.252	48.914	1:19.574	44.764	198.8	9:09:54.232	3		2:55.722	50.226	1:19.834	45.662	190.8	9:09:54.037
4		2:50.056	49.530	1:16.455	44.071	201.8	9:12:44.288	4		2:50.878	50.208	1:16.558	44.112	204.1	9:12:44.915
5		2:52.665	48.621	1:17.994	46.050	201.8	9:15:36.953	5		3:18.175 P	49.309	1:29.517	59.349	202.2	9:16:03.090
6		2:49.060	48.522	1:16.291	44.247	203.0	9:18:26.013	6		7:32.741	5:24.090	1:23.366	45.285	188.1	9:23:35.831
7		2:48.298	48.683	1:15.940	43.675	202.2	9:21:14.311	7		2:55.329	53.716	1:17.419	44.194	202.2	9:26:31.160
8		2:50.435	48.982	1:16.461	44.992	202.2	9:24:04.746	8		3:39.023 P	48.876	1:18.463	1:31.684	202.6	9:30:10.183
9		2:48.189	48.354	1:16.100	43.735	204.9	9:26:52.935								
10		3:38.959 P	48.431	1:26.261	1:24.267	203.3	9:30:31.894								

16 Lionel Viguier Renault Clio **24** Aurelien Renet Renault Clio
RAC T2CM CHA JSB Competition

Lap	D	Time	Sector 1	Sector 2	Sector 3	T. Spd	Elapsed	Lap	D	Time	Sector 1	Sector 2	Sector 3	T. Spd	Elapsed
1		9:03:38.893	9:01:11.314	1:36.436	51.143	137.7	9:03:38.893	1		9:03:36.997	9:01:14.656	1:33.444	48.897	152.1	9:03:36.997
2		3:02.339	53.290	1:22.128	46.921	181.2	9:06:41.232	2		2:57.726	51.621	1:19.713	46.392	198.5	9:06:34.723
3		2:56.245	50.118	1:21.024	45.103	167.9	9:09:37.477	3		2:52.799	49.302	1:18.769	44.728	204.5	9:09:27.522
4		2:55.330	49.575	1:20.034	45.721	189.8	9:12:32.807	4		2:52.089	49.578	1:17.343	45.168	199.6	9:12:19.611
5		2:53.614	49.481	1:18.986	45.147	199.6	9:15:26.421	5		2:49.479	48.647	1:16.676	44.156	203.7	9:15:09.090
6		17:29.367 P	49.565	1:21.950	15:17.852	196.7	9:32:55.788	6		2:49.785	48.645	1:16.940	44.200	203.7	9:17:58.875
								7		2:51.813	49.357	1:17.013	45.443	194.2	9:20:50.688
								8		2:49.646	48.914	1:16.602	44.130	204.9	9:23:40.334
								9		2:49.141	48.806	1:16.210	44.125	203.3	9:26:29.475
								10		3:26.358 P	48.541	1:16.425	1:21.392	204.5	9:29:55.833





Spa Francorchamps
Clio Cup Series
Collective Test 1
Lap Analysis

CLIO CUP SERIES

25

Alexandre Albouy

Renault Clio

31

Jeremy Bordagaray

Renault Clio

GPA Racing

RAC

Milan Competition

Lap	D	Time	Sector 1	Sector 2	Sector 3	T. Spd	Elapsed	Lap	D	Time	Sector 1	Sector 2	Sector 3	T. Spd	Elapsed
1		9:04:07.813	9:01:39.478	1:37.222	51.113	123.5	9:04:07.813	1		9:03:23.042	9:00:58.653	1:34.533	49.856	126.0	9:03:23.042
2		2:54.905	51.047	1:18.568	45.290	198.1	9:07:02.718	2		3:02.548	52.945	1:22.519	47.084	181.2	9:06:25.590
3		2:53.629	49.549	1:19.814	44.266	203.7	9:09:56.347	3		2:57.418	51.819	1:19.796	45.803	190.8	9:09:23.008
4		2:50.639	48.959	1:17.570	44.110	193.5	9:12:46.986	4		2:54.725	50.884	1:18.625	45.216	187.1	9:12:17.733
5		2:50.265	49.211	1:16.760	44.294	202.6	9:15:37.251	5		2:53.278	50.463	1:17.892	44.923	173.6	9:15:11.011
6		2:49.214	48.665	1:16.637	43.912	206.5	9:18:26.465	6		2:51.736	49.964	1:16.962	44.810	201.8	9:18:02.747
7		2:49.206	49.048	1:16.262	43.896	203.7	9:21:15.671	7		2:52.106	50.207	1:17.175	44.724	197.8	9:20:54.853
8		2:49.385	48.980	1:16.225	44.180	203.7	9:24:05.056	8		2:51.762	50.049	1:16.866	44.847	198.8	9:23:46.615
9		2:48.540	48.260	1:16.158	44.122	206.5	9:26:53.596	9		2:52.045	50.041	1:17.410	44.594	199.6	9:26:38.660
10		3:40.287 P	48.715	1:25.871	1:25.701	204.9	9:30:33.883	10		3:37.861 P	50.077	1:24.026	1:23.758	198.1	9:30:16.521

27

Federico Danova

Renault Clio

38

Alessio Alcidi

Renault Clio

CHA

ESSECORSE

CHA

Tuder Motorsport

Lap	D	Time	Sector 1	Sector 2	Sector 3	T. Spd	Elapsed	Lap	D	Time	Sector 1	Sector 2	Sector 3	T. Spd	Elapsed
1		9:04:54.279	9:02:20.589	1:40.942	52.748	129.3	9:04:54.279	1		9:04:54.456	9:02:24.475	1:37.608	52.373	132.0	9:04:54.456
2		3:10.830	55.966	1:27.773	47.091	173.6	9:08:05.109	2		3:03.917	53.997	1:23.457	46.463	182.1	9:07:58.373
3		3:04.066	53.110	1:23.981	46.975	185.5	9:11:09.175	3		2:57.507	51.452	1:20.291	45.764	195.6	9:10:55.880
4		3:01.077	53.197	1:21.635	46.245	173.6	9:14:10.252	4		3:00.426	51.386	1:20.965	48.075	196.7	9:13:56.306
5		2:57.481	50.873	1:20.972	45.636	187.1	9:17:07.733	5		2:59.041	51.355	1:20.864	46.822	183.9	9:16:55.347
6		2:58.178	50.386	1:22.347	45.445	195.6	9:20:05.911	6		2:54.934	50.315	1:19.320	45.299	197.8	9:19:50.281
7		2:55.419	50.799	1:19.632	44.988	194.9	9:23:01.330	7		2:53.730	50.245	1:18.816	44.669	199.2	9:22:44.011
8		2:53.876	50.140	1:18.611	45.125	198.8	9:25:55.206	8		2:54.007	49.904	1:19.697	44.406	199.2	9:25:38.018
9		3:13.360 P	49.977	1:18.145	1:05.238	198.1	9:29:08.566	9		2:53.210	49.885	1:17.811	45.514	198.8	9:28:31.228

29

Alexandre Finkelstein

Renault Clio

41

Simon Di Luca

Renault Clio

CHA

GPA Racing

TBC

Faro Racing

Lap	D	Time	Sector 1	Sector 2	Sector 3	T. Spd	Elapsed	Lap	D	Time	Sector 1	Sector 2	Sector 3	T. Spd	Elapsed
1		9:04:08.376	9:01:44.054	1:33.380	50.942	115.6	9:04:08.376	1		9:03:30.208	9:01:01.747	1:34.954	53.507	115.0	9:03:30.208
2		2:55.129	51.449	1:18.592	45.088	184.6	9:07:03.505	2		3:03.512	52.378	1:22.171	48.963	184.6	9:06:33.720
3		2:53.778	50.956	1:18.073	44.749	196.0	9:09:57.283	3		2:56.925	49.874	1:20.784	46.267	200.0	9:09:30.645
4		2:51.334	49.626	1:17.397	44.311	198.8	9:12:48.617	4		3:06.618 P	50.133	1:18.903	57.582	199.6	9:12:37.263
5		2:50.091	49.049	1:16.498	44.544	204.1	9:15:38.708	5		4:29.168	2:24.591	1:19.214	45.363	186.2	9:17:06.431
6		2:49.842	49.279	1:16.542	44.021	203.0	9:18:28.550	6		2:52.841	49.652	1:17.877	45.312	199.6	9:19:59.272
7		2:50.457	49.112	1:16.969	44.376	197.8	9:21:19.007	7		2:52.998	50.053	1:16.962	45.983	201.1	9:22:52.270
8		2:50.133	48.945	1:16.424	44.764	203.3	9:24:09.140	8		2:51.229	50.119	1:16.580	44.530	198.1	9:25:43.499
9		2:50.583	49.244	1:16.949	44.390	203.0	9:26:59.723	9		2:50.491	49.362	1:16.767	44.362	200.3	9:28:33.990
10		3:43.442 P	49.054	1:23.114	1:31.274	204.1	9:30:43.165								

30

Alex Lancellotti

Renault Clio

42

Mariano Alonso

Renault Clio

RAC

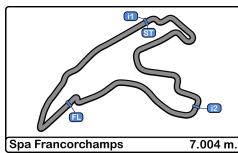
Faro Racing

TBC

GPA Racing

Lap	D	Time	Sector 1	Sector 2	Sector 3	T. Spd	Elapsed	Lap	D	Time	Sector 1	Sector 2	Sector 3	T. Spd	Elapsed
1		9:03:28.903	9:01:02.363	1:34.965	51.575	133.3	9:03:28.903	1		9:04:09.033	9:01:44.741	1:33.238	51.054	116.5	9:04:09.033
2		3:04.376	51.188	1:19.928	53.260	188.4	9:06:33.279	2		2:57.427	51.596	1:20.451	45.380	184.9	9:07:06.460
3		3:07.046	48.808	1:31.591	46.647	208.0	9:09:40.325	3		2:54.791	50.721	1:19.636	44.434	193.5	9:10:01.251
4		2:52.128	50.139	1:17.213	44.776	200.0	9:12:32.453	4		2:52.056	50.177	1:17.857	44.022	201.4	9:12:53.307
5		2:49.764	48.719	1:17.051	43.994	201.1	9:15:22.217	5		2:51.780	49.536	1:17.000	45.244	203.7	9:15:45.087
6		2:50.921	48.779	1:16.861	45.281	205.3	9:18:13.138	6		2:50.948	49.402	1:17.506	44.040	203.0	9:18:36.035
7		2:59.655 P	49.079	1:16.860	53.716	203.0	9:21:12.793	7		2:51.044	49.058	1:17.428	44.558	204.5	9:21:27.079
8		4:27.164	2:22.583	1:19.792	44.789	204.9	9:25:39.957	8		2:50.612	49.328	1:17.410	43.874	201.8	9:24:17.691
9		3:04.551 P	48.929	1:17.103	58.519	204.1	9:28:44.508	9		2:50.330	48.836	1:17.344	44.150	203.3	9:27:08.021
10								10		3:50.524 P	49.355	1:35.123	1:26.046	166.4	9:30:58.545





Spa Francorchamps
Clio Cup Series
Collective Test 1
Lap Analysis

CLIO CUP SERIES

43 Damiano Puccetti Renault Clio **54** Sébastien Gehin Renault Clio
CHA Rangoni Corse RAC T2CM

Lap	D	Time	Sector 1	Sector 2	Sector 3	T. Spd	Elapsed	Lap	D	Time	Sector 1	Sector 2	Sector 3	T. Spd	Elapsed
1		9:05:02.394	9:02:24.424	1:42.815	55.155	103.6	9:05:02.394	1		9:03:44.397	9:01:12.306	1:40.350	51.741	151.4	9:03:44.397
2		3:06.346	53.336	1:26.419	46.591	173.3	9:08:08.740	2		3:11.893	55.518	1:27.992	48.383	163.3	9:06:56.290
3		3:01.074	51.264	1:23.445	46.365	177.6	9:11:09.814	3		2:57.886	52.037	1:19.518	46.331	184.3	9:09:54.176
4		2:59.097	50.754	1:21.869	46.474	173.3	9:14:08.911	4		2:57.020	51.077	1:19.655	46.288	190.1	9:12:51.196
5		2:59.134	50.401	1:21.515	47.218	183.6	9:17:08.045	5		2:53.509	50.234	1:17.817	45.458	203.0	9:15:44.705
6		2:57.078	50.293	1:21.411	45.374	195.2	9:20:05.123	6		3:00.887 P	50.921	1:17.427	52.539	203.3	9:18:45.592
7		2:54.733	49.831	1:19.386	45.516	197.4	9:22:59.856	7		4:07.598	2:01.514	1:18.778	47.306	200.7	9:22:53.190
8		2:56.780	49.581	1:20.274	46.925	198.8	9:25:56.636	8		2:54.349	51.181	1:17.511	45.657	201.8	9:25:47.539
9		4:29.073 P	1:35.695	1:26.937	1:26.441	182.1	9:30:25.709	9		3:08.426 P	49.790	1:18.244	1:00.392	200.0	9:28:55.965

44 Veenesh Shunker Renault Clio **55** René Steemetz Renault Clio
RAC T2CM RAC ChefoSport

Lap	D	Time	Sector 1	Sector 2	Sector 3	T. Spd	Elapsed	Lap	D	Time	Sector 1	Sector 2	Sector 3	T. Spd	Elapsed
1		9:03:45.646	9:01:19.149	1:33.691	52.806	161.9	9:03:45.646	1		9:03:45.950	9:01:22.302	1:31.738	51.910	147.5	9:03:45.950
2		3:10.429	54.658	1:27.322	48.449	156.7	9:06:56.075	2		3:11.005	54.580	1:28.044	48.381	173.0	9:06:56.955
3		2:56.660	52.038	1:18.968	45.654	189.8	9:09:52.735	3		3:01.231	51.617	1:24.056	45.558	177.6	9:09:58.186
4		2:59.338	51.488	1:20.574	47.276	173.0	9:12:52.073	4		2:52.842	49.727	1:17.381	45.734	203.3	9:12:51.028
5		3:08.416 P	51.020	1:19.567	57.829	184.3	9:16:00.489	5		2:50.371	49.537	1:16.649	44.185	201.4	9:15:41.399
6		4:24.454	2:19.841	1:18.553	46.060	196.0	9:20:24.943	6		2:59.643	49.663	1:24.802	45.178	202.2	9:18:41.042
7		2:54.709	51.967	1:17.589	45.153	197.8	9:23:19.652	7		2:52.208	49.676	1:17.870	44.662	200.7	9:21:33.250
8		2:54.042	50.457	1:18.202	45.383	200.3	9:26:13.694	8		2:57.391	49.519	1:19.374	48.498	200.0	9:24:30.641
9		3:21.598 P	50.791	1:18.339	1:12.468	196.0	9:29:35.292	9		2:59.700	50.167	1:25.035	44.498	167.1	9:27:30.341
10		3:52.859 P						10		3:52.859 P	49.288	1:34.945	1:28.626	193.2	9:31:23.200

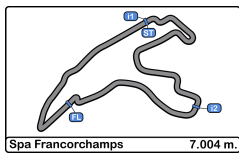
51 Henrik Seibel Renault Clio **60** Leonardo Arduini Renault Clio
TBC Carpek Service CHA MC Motortecnica

Lap	D	Time	Sector 1	Sector 2	Sector 3	T. Spd	Elapsed	Lap	D	Time	Sector 1	Sector 2	Sector 3	T. Spd	Elapsed
1		9:04:59.802	9:02:28.003	1:36.822	54.977	105.7	9:04:59.802	1		9:04:28.428	9:02:03.111		9:04:28.428	131.3	9:04:28.428
2		3:01.690	52.462	1:22.966	46.262	175.8	9:08:01.492	2		3:05.227	55.382		9:07:33.655	180.9	9:07:33.655
3		2:57.448	50.577	1:20.998	45.873	189.4	9:10:58.940	3		2:55.488	49.659		9:10:29.143	187.5	9:10:29.143
4		2:57.696	50.328	1:19.585	47.783	198.1	9:13:56.636	4		2:51.602	48.632	1:18.766	44.204	202.6	9:13:20.745
5		2:57.800	51.001	1:20.521	46.278	190.1	9:16:54.436	5		2:50.162	48.973		3:34.366	198.1	9:16:10.907
6		2:55.050	50.204	1:19.597	45.249	191.8	9:19:49.486	6		2:50.272	49.029		6:24.638	203.7	9:19:01.179
7		2:53.642	49.753	1:19.097	44.792	200.7	9:22:43.128	7		2:52.585	49.260		9:17.223	202.2	9:21:53.764
8		3:03.698 P	49.954	1:19.107	54.637	196.3	9:25:46.826	8		2:50.272	48.483		12:07.495	196.7	9:24:44.036
9		5:48.992 P	2:50.067	1:39.905	1:19.020	134.3	9:31:35.818	9		2:58.684	48.795	1:23.154	46.735	201.4	9:27:42.720
10		53.762 P			2:12.782		9:32:29.580	10		3:48.990 P	49.577		4:35.725	155.8	9:31:31.710

53 Due Renault Clio **72** Manuel Stefani Renault Clio
RAC Oregon Team RAC SEVENHILLS MOTORSPORT

Lap	D	Time	Sector 1	Sector 2	Sector 3	T. Spd	Elapsed	Lap	D	Time	Sector 1	Sector 2	Sector 3	T. Spd	Elapsed
1		9:03:30.827	9:01:03.094	1:35.083	52.650	127.5	9:03:30.827	1		9:04:22.805	9:01:47.766	1:36.634	58.405	122.7	9:04:22.805
2		3:03.395	52.237	1:22.907	48.251	183.6	9:06:34.222	2		3:12.439	56.405	1:26.223	49.811	183.3	9:07:35.244
3		2:58.185	50.052	1:21.307	46.826	190.8	9:09:32.407	3		3:05.456	53.437	1:23.591	48.428	175.6	9:10:40.700
4		2:53.791	49.685	1:18.905	45.201	191.8	9:12:26.198	4		3:04.744	52.401	1:22.798	49.545	192.5	9:13:45.444
5		2:53.109	49.222	1:18.667	45.220	186.2	9:15:19.307	5		3:02.017	53.999	1:21.156	46.862	191.8	9:16:47.461
6		2:53.817	49.559	1:18.455	45.803	191.4	9:18:13.124	6		2:59.650	51.337	1:20.636	47.677	196.0	9:19:47.111
7		2:52.241	49.596	1:17.290	45.355	203.7	9:21:05.365	7		3:04.976	51.469	1:26.164	47.343	195.2	9:22:52.087
8		2:54.075	50.299	1:18.518	45.258	191.1	9:23:59.440	8		2:59.601	51.778	1:21.689	46.134	197.8	9:25:51.688
9		2:55.690	50.139	1:18.805	46.746	194.5	9:26:55.130	9		3:21.657 P	51.562	1:19.643	1:10.452	179.4	9:29:13.345
10		3:43.666 P	50.104	1:24.088	1:29.474	189.8	9:30:38.796								





Spa Francorchamps
Clio Cup Series
Collective Test 1
Lap Analysis

CLIO CUP SERIES

73 Sandro Cutini Renault Clio **85** Benjamin Cauvas Renault Clio
RAC Faro Racing RAC GPA Racing

Lap D	Time	Sector 1	Sector 2	Sector 3	T. Spd	Elapsed	Lap D	Time	Sector 1	Sector 2	Sector 3	T. Spd	Elapsed
1	9:03:32.508	9:01:02.884	1:37.587	52.037	112.0	9:03:32.508	1	9:04:10.034	9:01:46.644	1:32.120	51.270	123.0	9:04:10.034
2	3:06.569	53.475	1:25.612	47.482	171.7	9:06:39.077	2	2:58.336	52.264	1:20.092	45.980	186.2	9:07:08.370
3	2:57.527	50.810	1:21.882	44.835	197.8	9:09:36.604	3	2:54.372	49.920	1:18.991	45.461	196.0	9:10:02.742
4	2:54.630	49.851	1:19.859	44.920	202.2	9:12:31.234	4	2:52.197	49.807	1:17.796	44.594	195.6	9:12:54.939
5	3:09.387	49.997	1:30.415	48.975	181.5	9:15:40.621	5	2:53.294	49.458	1:18.529	45.307	201.1	9:15:48.233
6	2:54.160	50.655	1:19.045	44.460	181.8	9:18:34.781	6	2:50.730	49.167	1:17.085	44.478	190.4	9:18:38.963
7	2:53.627	49.726	1:18.963	44.938	200.0	9:21:28.408	7	2:50.532	49.779	1:16.246	44.507	201.8	9:21:29.495
8	2:52.299	48.975	1:18.902	44.422	205.7	9:24:20.707	8	2:50.358	49.036	1:16.965	44.357	204.5	9:24:19.853
9	2:52.343	49.607	1:18.353	44.383	199.2	9:27:13.050	9	2:51.523	50.009	1:16.808	44.706	201.4	9:27:11.376
10	3:51.015 P	49.148	1:31.913	1:29.954	203.7	9:31:04.065	10	3:49.784 P	49.919	1:31.978	1:27.887	200.7	9:31:01.160

78 Laurent Dziadus Renault Clio **91** Luca Franca Renault Clio
RAC TEAM LUCAS RAC MC Motortecnica

Lap D	Time	Sector 1	Sector 2	Sector 3	T. Spd	Elapsed	Lap D	Time	Sector 1	Sector 2	Sector 3	T. Spd	Elapsed
1	9:03:39.419	9:01:15.450	1:35.593	48.376	150.0	9:03:39.419	1	9:10:08.020	9:08:05.903		9:10:08.020	199.6	9:10:08.020
2	3:00.597	52.148	1:20.766	47.683	182.7	9:06:40.016	2	8:29.607	6:29.535		9:18:37.627	205.3	9:18:37.627
3	2:55.884	51.198	1:19.473	45.213	199.6	9:09:35.900	3	2:50.491	48.897		9:21:28.118	205.3	9:21:28.118
4	2:52.399	49.499	1:17.649	45.251	200.7	9:12:28.299	4	9:24.504 P	6:29.353		9:30:52.622	171.9	9:30:52.622
5	2:52.134	49.571	1:17.670	44.893	203.0	9:15:20.433							
6	2:53.268	49.413	1:17.720	46.135	202.6	9:18:13.701							
7	2:52.263	50.255	1:16.880	45.128	201.4	9:21:05.964							
8	3:03.992 P	49.714	1:17.552	56.726	199.6	9:24:09.956							
9	4:47.911 P	2:29.961	1:17.585	1:00.365	200.0	9:28:57.867							

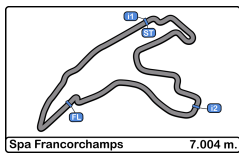
82 Jacopo Guiseppa Cimenes Renault Clio
CHA ESSECORSE

Lap D	Time	Sector 1	Sector 2	Sector 3	T. Spd	Elapsed	Lap D	Time	Sector 1	Sector 2	Sector 3	T. Spd	Elapsed
1	9:04:49.154 P	9:02:10.715	1:36.221	1:02.218	135.6	9:04:49.154	1	9:03:53.425	9:01:25.491	1:33.810	54.124	141.3	9:03:53.425
2	4:00.984	1:44.002	1:27.685	49.297	171.9	9:08:50.138	2	3:08.967	55.230	1:25.700	48.037	166.6	9:07:02.392
3	3:02.364	51.507	1:21.690	49.167	195.6	9:11:52.502	3	2:59.854	52.530	1:21.542	45.782	185.8	9:10:02.246
4	2:56.478	50.166	1:19.265	47.047	199.2	9:14:48.980	4	2:58.624	52.529	1:20.389	45.706	193.2	9:13:00.870
5	2:52.741	49.698	1:18.052	44.991	201.1	9:17:41.721	5	2:56.900	50.671	1:20.362	45.867	189.1	9:15:57.770
6	2:52.457	49.784	1:17.820	44.853	199.6	9:20:34.178	6	2:53.937	50.719	1:18.274	44.944	199.2	9:18:51.707
7	2:53.383	49.637	1:17.543	46.203	200.0	9:23:27.561	7	2:53.508	49.926	1:19.253	44.329	193.8	9:21:45.215
8	2:50.406	49.281	1:16.719	44.406	204.5	9:26:17.967	8	2:52.130	50.222	1:17.509	44.399	201.8	9:24:37.345
9	3:19.357 P	49.002	1:17.951	1:12.404	206.1	9:29:37.324	9	2:52.103	49.977	1:17.138	44.988	205.3	9:27:29.448
							10	3:47.752 P	49.862	1:32.857	1:25.033	206.5	9:31:17.200

84 Mattia Lancellotti Renault Clio
CHA Faro Racing

Lap D	Time	Sector 1	Sector 2	Sector 3	T. Spd	Elapsed	Lap D	Time	Sector 1	Sector 2	Sector 3	T. Spd	Elapsed
1	9:03:28.240	9:01:01.466	1:33.041	53.733	136.5	9:03:28.240	1	9:03:09.206	9:00:48.556	1:31.993	48.657	122.5	9:03:09.206
2	3:04.591	51.532	1:19.739	53.320	194.5	9:06:32.831	2	2:58.506	52.685	1:19.832	45.989	190.8	9:06:07.712
3	2:51.415	49.094	1:17.367	44.954	201.4	9:09:24.246	3	2:52.749	50.003	1:18.058	44.688	197.8	9:09:00.461
4	2:50.451	49.438	1:16.837	44.176	198.5	9:12:14.697	4	2:50.993	49.508	1:16.946	44.539	199.2	9:11:51.454
5	2:50.017	49.057	1:16.783	44.177	200.3	9:15:04.714	5	2:50.961	49.468	1:16.739	44.754	198.1	9:14:42.415
6	2:56.333	48.878	1:16.900	50.555	202.2	9:18:01.047	6	2:55.568	53.285	1:18.140	44.143	124.8	9:17:37.983
7	2:49.194	48.691	1:16.303	44.200	203.3	9:20:50.241	7	2:49.704	49.027	1:16.571	44.106	203.0	9:20:27.687
8	2:51.888	48.733	1:16.883	46.272	204.5	9:23:42.129	8	2:49.792	48.965	1:16.673	44.154	203.3	9:23:17.479
9	2:50.362	48.799	1:17.283	44.280	204.9	9:26:32.491	9	3:00.913 P	49.990	1:17.448	53.475	200.0	9:26:18.392
10	3:33.240 P	48.626	1:16.702	1:27.912	205.3	9:30:05.731	10	5:51.222 P	2:40.818	1:48.603	1:21.801	105.3	9:32:09.614





Spa Francorchamps
Clio Cup Series
Collective Test 1
Lap Analysis

CLIO CUP SERIES

101 Tomas Pekar Renault Clio **109** Francesco Savoia Renault Clio
Carpek Racing CHA PROGETTO E20 Motorsport

Lap D	Time	Sector 1	Sector 2	Sector 3	T. Spd	Elapsed	Lap D	Time	Sector 1	Sector 2	Sector 3	T. Spd	Elapsed
1	9:05:00.717	9:02:31.390	1:36.275	53.052	118.8	9:05:00.717	1	9:03:44.855	9:01:13.803	1:39.636	51.416	166.6	9:03:44.855
2	2:59.958	51.323	1:23.460	45.175	187.8	9:08:00.675	2	2:55.605	51.808	1:17.967	45.830	195.6	9:06:40.460
3	2:51.425	49.496	1:17.647	44.282	192.8	9:10:52.100	3	2:52.301	49.489	1:17.919	44.893	202.6	9:09:32.761
4	2:51.768	51.349	1:16.582	43.837	200.3	9:13:43.868	4	2:51.904	49.336	1:18.129	44.439	205.3	9:12:24.665
5	2:49.597	49.307	1:16.457	43.833	200.7	9:16:33.465	5	2:50.310	49.641	1:16.496	44.173	201.1	9:15:14.975
6	2:51.678	48.909	1:16.404	46.365	202.6	9:19:25.143	6	2:49.190	49.033	1:16.117	44.040	202.2	9:18:04.165
7	2:49.244	48.785	1:16.485	43.974	206.1	9:22:14.387	7	3:07.457 P	49.288	1:17.171	1:00.998	204.5	9:21:11.622
8	2:49.263	48.712	1:16.648	43.903	203.7	9:25:03.650	8	4:37.855	2:33.589	1:18.242	46.024	202.6	9:25:49.477
9	2:49.218	49.029	1:16.057	44.132	201.1	9:27:52.868	9	3:04.757 P	48.980	1:16.650	59.127	202.6	9:28:54.234
10	4:10.264 P	1:01.267	1:48.284	1:20.713	117.9	9:32:03.132							

103 Francesco Miotto Renault Clio **113** Adrian Schimpf Renault Clio
CHA PROGETTO E20 Motorsport CHA AST Competition

Lap D	Time	Sector 1	Sector 2	Sector 3	T. Spd	Elapsed	Lap D	Time	Sector 1	Sector 2	Sector 3	T. Spd	Elapsed
1	9:04:11.668	9:01:45.836	1:34.100	51.732	126.0	9:04:11.668	1	9:04:27.571	9:01:58.249	1:36.989	52.333	135.6	9:04:27.571
2	3:02.413	52.754	1:22.592	47.067	181.8	9:07:14.081	2	3:04.023	55.406	1:22.551	46.066	183.6	9:07:31.594
3	2:57.635	52.984	1:18.957	45.694	198.8	9:10:11.716	3	2:58.565	49.782	1:17.314	51.469	200.7	9:10:30.159
4	2:53.687	50.653	1:17.577	45.457	197.0	9:13:05.403	4	2:49.731	48.875	1:16.990	43.866	204.5	9:13:19.890
5	2:52.843	50.081	1:17.666	45.096	199.2	9:15:58.246	5	2:49.936	49.525	1:16.488	43.923	201.8	9:16:09.826
6	2:57.667	55.425	1:17.516	44.726	176.4	9:18:55.913	6	2:48.685	48.786	1:16.274	43.625	203.0	9:18:58.511
7	2:51.116	49.559	1:17.056	44.501	200.3	9:21:47.029	7	2:50.509	50.367	1:16.355	43.787	199.6	9:21:49.020
8	2:51.204	49.756	1:16.578	44.870	201.8	9:24:38.233	8	2:48.669	48.640	1:16.219	43.810	206.1	9:24:37.689
9	2:51.224	49.496	1:17.086	44.642	206.1	9:27:29.457	9	2:49.612	49.040	1:16.495	44.077	203.3	9:27:27.301
10	3:50.160 P	49.670	1:34.035	1:26.455	200.3	9:31:19.617	10	3:47.534 P	48.611	1:35.639	1:23.284	205.3	9:31:14.835

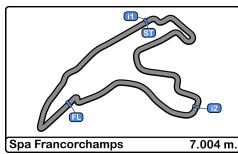
105 Alessandro Brigatti Renault Clio **116** Giacomo Trebbi Renault Clio
CHA PROGETTO E20 Motorsport CHA MC Motortecnica

Lap D	Time	Sector 1	Sector 2	Sector 3	T. Spd	Elapsed	Lap D	Time	Sector 1	Sector 2	Sector 3	T. Spd	Elapsed
1	9:03:44.342	9:01:25.868	1:28.678	49.796	150.4	9:03:44.342	1	9:04:22.639	9:02:00.917		9:04:22.639	137.5	9:04:22.639
2	2:55.046	51.291	1:18.210	45.545	196.0	9:06:39.388	2	2:59.176	51.911		9:07:21.815	194.2	9:07:21.815
3	2:52.769	50.440	1:16.757	45.572	203.0	9:09:32.157	3	2:54.346	49.704		9:10:16.161	198.8	9:10:16.161
4	2:49.967	48.948	1:17.070	43.949	201.8	9:12:22.124	4	2:52.448	49.268		9:13:08.609	201.4	9:13:08.609
5	2:49.974	48.758	1:17.257	43.959	203.7	9:15:12.098	5	2:52.027	49.333	1:18.389	44.305	201.4	9:16:00.636
6	2:57.901 P	48.678	1:16.534	52.689	205.3	9:18:09.999	6	2:53.091	49.356		3:37.396	192.5	9:18:53.727
7	4:35.808	2:35.139	1:16.494	44.175	202.6	9:22:45.807	7	2:51.107	49.012		6:28.503	203.3	9:21:44.834
8	2:49.772	48.803	1:17.110	43.859	204.5	9:25:35.579	8	2:50.529	49.011		9:19.032	201.8	9:24:35.363
9	2:52.875	48.868	1:18.650	45.357	201.4	9:28:28.454	9	2:50.578	48.723		12:09.610	203.7	9:27:25.941
							10	3:46.763 P	49.342	1:35.432	1:21.989	200.3	9:31:12.704

107 Cristian Ricciarini Renault Clio **118** Francesco Pagano Renault Clio
ESSECORSE CHA Costa Ovest

Lap D	Time	Sector 1	Sector 2	Sector 3	T. Spd	Elapsed	Lap D	Time	Sector 1	Sector 2	Sector 3	T. Spd	Elapsed
1	9:04:38.795	9:02:13.825	1:33.625	51.345	152.7	9:04:38.795	1	9:04:25.110	9:01:59.471	1:32.708	52.931	125.2	9:04:25.110
2	2:59.086	50.869	1:22.301	45.916	182.4	9:07:37.881	2	3:16.797	58.534	1:29.893	48.370	168.2	9:07:41.907
3	2:54.171	50.941	1:17.915	45.315	203.7	9:10:32.052	3	3:09.437	54.418	1:24.837	50.182	168.7	9:10:51.344
4	2:50.943	49.212	1:16.733	44.998	204.1	9:13:22.995	4	3:03.999	54.609	1:21.963	47.427	187.8	9:13:55.343
5	2:50.397	49.002	1:16.580	44.815	206.8	9:16:13.392	5	3:01.092	52.898	1:21.380	46.814	172.8	9:16:56.435
6	2:49.443	48.877	1:16.292	44.274	203.3	9:19:02.835	6	2:56.695	50.439	1:20.250	46.006	188.8	9:19:53.130
7	2:50.376	48.632	1:17.091	44.653	204.9	9:21:53.211	7	2:58.207	52.129	1:19.949	46.129	196.0	9:22:51.337
8	2:50.594	48.905	1:17.063	44.626	202.6	9:24:43.805	8	2:56.682	51.726	1:18.540	46.416	195.6	9:25:48.019
9	2:50.581	49.066	1:16.933	44.582	201.1	9:27:34.386	9		50.698			189.8	
10	3:51.984 P	49.125	1:35.569	1:27.290	202.2	9:31:26.370							





Spa Francorchamps
Clio Cup Series
Collective Test 1
Lap Analysis

CLIO CUP SERIES

119 Fernando Navarrete Renault Clio **158** Florian Venturi Renault Clio
ChefoSport CHA GM Sport

Lap	D	Time	Sector 1	Sector 2	Sector 3	T. Spd	Elapsed	Lap	D	Time	Sector 1	Sector 2	Sector 3	T. Spd	Elapsed
1		9:03:50.400	9:01:27.172	1:29.962	53.266	146.9	9:03:50.400	1		9:03:38.188	9:01:16.615	1:32.275	49.298	145.3	9:03:38.188
2		3:08.853	51.487	1:30.004	47.362	146.3	9:06:59.253	2		2:58.884	52.133	1:20.399	46.352	191.8	9:06:37.072
3		2:56.036	49.718	1:21.514	44.804	180.3	9:09:55.289	3		2:51.829	49.141	1:18.271	44.417	205.3	9:09:28.901
4		2:53.605	49.898	1:18.954	44.753	194.5	9:12:48.894	4		2:50.270	49.123	1:16.933	44.214	202.6	9:12:19.171
5		2:50.540	48.889	1:16.622	45.029	200.0	9:15:39.434	5		2:49.448	48.953	1:16.446	44.049	203.0	9:15:08.619
6		2:49.456	48.968	1:16.374	44.114	204.9	9:18:28.890	6		2:50.695	49.279	1:16.988	44.428	200.3	9:17:59.314
7		2:49.529	48.726	1:16.570	44.233	201.4	9:21:18.419	7		2:49.566	48.812	1:16.515	44.239	201.8	9:20:48.880
8		2:48.946	48.793	1:16.153	43.970	203.3	9:24:07.335	8		2:49.400	49.218	1:16.231	43.951	200.0	9:23:38.280
9		2:49.365	48.821	1:16.718	43.826	203.7	9:26:56.700	9		2:49.773	49.248	1:16.252	44.273	200.7	9:26:28.053
10		3:39.636 P	48.790	1:23.338	1:27.508	203.3	9:30:36.336	10		3:25.378 P	49.173	1:16.413	1:19.792	200.7	9:29:53.431

122 Ludovico Longoni Renault Clio **199** Alejandro Schimpf Renault Clio
CHA MC Motortecnica CHA AST Competition

Lap	D	Time	Sector 1	Sector 2	Sector 3	T. Spd	Elapsed	Lap	D	Time	Sector 1	Sector 2	Sector 3	T. Spd	Elapsed
1		9:04:31.347	9:02:05.651		9:04:31.347	130.1	9:04:31.347	1		9:04:27.852	9:02:00.158	1:35.520	52.174	130.1	9:04:27.852
2		3:11.435	55.472		9:07:42.782	159.5	9:07:42.782	2		3:05.040	55.464	1:23.453	46.123	184.9	9:07:32.892
3		3:02.783	52.624		9:10:45.565	188.1	9:10:45.565	3		2:57.856	50.272	1:19.200	48.384	201.8	9:10:30.748
4		2:59.547	51.304		9:13:45.112	196.7	9:13:45.112	4		2:51.680	49.535	1:17.336	44.809	202.2	9:13:22.428
5		2:59.432	52.404		9:16:44.544	178.2	9:16:44.544	5		2:52.206	49.443	1:18.153	44.610	203.0	9:16:14.634
6		2:57.394	50.884	1:19.821	46.689	195.2	9:19:41.938	6		2:50.749	49.292	1:17.075	44.382	203.3	9:19:05.383
7		2:55.090	50.874		3:41.779	193.2	9:22:37.028	7		2:50.938	49.333	1:17.238	44.367	202.2	9:21:56.321
8		2:53.861	50.653		6:35.640	193.8	9:25:30.889	8		3:02.495 P	49.231	1:18.039	55.225	202.2	9:24:58.816
9		2:54.113	50.641		9:29.753	193.2	9:28:25.002	9		5:46.812 P	2:49.573	1:24.175	1:33.064	147.3	9:30:45.628

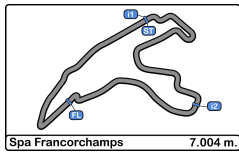
125 Jerzy Spinkiewicz Renault Clio **211** Nikola Mijlkovic Renault Clio
UNIQ Racing CHA Tempo Racing Team

Lap	D	Time	Sector 1	Sector 2	Sector 3	T. Spd	Elapsed	Lap	D	Time	Sector 1	Sector 2	Sector 3	T. Spd	Elapsed
1		9:03:55.763	9:01:34.849	1:27.955	52.959	132.0	9:03:55.763	1		9:03:36.363	9:01:10.089	1:36.282	49.992	135.3	9:03:36.363
2		3:13.426 P	51.817	1:22.375	59.234	196.0	9:07:09.189	2		3:00.911	52.425	1:21.688	46.798	180.3	9:06:37.274
3		3:34.032	1:27.959	1:20.353	45.720	188.8	9:10:43.221	3		2:54.077	49.943	1:19.076	45.058	196.7	9:09:31.351
4		2:55.077	50.431	1:19.651	44.995	201.1	9:13:38.298	4		2:54.225	49.702	1:19.410	45.113	187.5	9:12:25.576
5		2:50.942	49.479	1:16.992	44.471	200.3	9:16:29.240	5		2:52.210	49.608	1:17.905	44.697	200.3	9:15:17.786
6		2:51.995	49.215	1:17.771	45.009	204.5	9:19:21.235	6		2:51.121	49.398	1:17.560	44.163	200.7	9:18:08.907
7		2:52.014	49.841	1:17.481	44.692	197.0	9:22:13.249	7		2:51.152	49.380	1:17.631	44.141	199.6	9:21:00.059
8		2:50.885	49.526	1:17.473	43.886	198.1	9:25:04.134	8		2:49.456	49.213	1:16.491	43.752	200.7	9:23:49.515
9		2:49.158	48.959	1:16.299	43.900	204.5	9:27:53.292	9		2:50.354	49.685	1:16.823	43.846	201.1	9:26:39.869
10		4:09.510 P	1:01.416	1:48.492	1:19.602	115.6	9:32:02.802	10		3:34.274 P	49.110	1:22.993	1:22.171	203.0	9:30:14.143

133 Samuel Chaligne Renault Clio **372** Andrea Cherichetti Renault Clio
RAC T2CM RAC MC Motortecnica

Lap	D	Time	Sector 1	Sector 2	Sector 3	T. Spd	Elapsed	Lap	D	Time	Sector 1	Sector 2	Sector 3	T. Spd	Elapsed
1		9:03:44.073	9:01:09.345	1:42.761	51.967	130.7	9:03:44.073	1		9:04:33.699	9:02:07.587		9:04:33.699	132.6	9:04:33.699
2		3:11.392	55.541	1:27.600	48.251	167.4	9:06:55.465	2		3:12.559	54.684		9:07:46.258	152.5	9:07:46.258
3		3:05.516	52.621	1:26.327	46.568	174.7	9:10:00.981	3		3:05.261	52.436		9:10:51.519	179.4	9:10:51.519
4		2:59.411	51.324	1:21.484	46.603	189.1	9:13:00.392	4		3:04.485	51.855		9:13:56.004	169.2	9:13:56.004
5		2:57.211	50.850	1:20.206	46.155	191.8	9:15:57.603	5		2:59.892	50.653		9:16:55.896	191.8	9:16:55.896
6		2:59.982	51.794	1:22.204	45.984	188.1	9:18:57.585	6		2:57.403	50.438	1:20.340	46.625	197.0	9:19:53.299
7		3:13.328 P	51.425	1:21.148	1:00.755	179.1	9:22:10.913	7		2:59.534	50.704		3:46.159	198.1	9:22:52.833
8		4:35.332	2:29.284	1:20.034	46.014	170.0	9:26:46.245	8		2:59.527	51.433		6:45.686	187.1	9:25:52.360
9		3:42.678 P	50.403	1:23.683	1:28.592	194.9	9:30:28.923	9		3:12.824 P	50.611		9:58.510	198.8	9:29:05.184





Spa Francorchamps
 Clio Cup Series
 Collective Test 1
 Lap Analysis

CLIO CUP

SERIES

558

Pierre Bredeaux

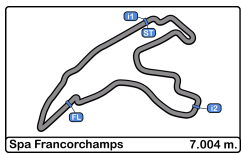
Renault Clio

CHA

Comte Racing Team

Lap	D	Time	Sector 1	Sector 2	Sector 3	T. Spd	Elapsed
1		9:03:26.313	9:01:03.326	1:34.263	48.724	117.1	9:03:26.313
2		2:58.875	52.873	1:19.794	46.208	188.1	9:06:25.188
3		2:52.258	49.962	1:17.689	44.607	199.2	9:09:17.446
4		2:50.207	49.739	1:16.417	44.051	199.2	9:12:07.653
5		2:50.230	49.257	1:16.744	44.229	201.4	9:14:57.883
6		2:59.750 P	49.413	1:16.755	53.582	199.6	9:17:57.633
7		5:29.341	3:27.086	1:16.990	45.265	189.1	9:23:26.974
8		2:49.416	49.343	1:15.985	44.088	200.7	9:26:16.390
9		3:22.925 P	50.493	1:18.629	1:13.803	195.2	9:29:39.315



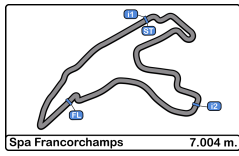


Spa Francorchamps
Clio Cup Series
Collective Test 1
Best Sectors Results

CLIO CUP SERIES

Sector - 1			Sector - 2			Sector - 3			Ideal Lap vs Best Lap						
Clas	Nº	Driver	Time	Nº	Driver	Time	Nº	Driver	Time	Clas	Nº	Driver	Ideal Lap	Best Lap	Clas
1	25	Alexandre Albouy	48.260	12	Gabriele Torelli	1:15.490	113	Adrian Schimpf	43.625	1	12	Gabriele Torelli	2:47.757	2:47.998	1
2	5	Nicolas Milan	48.301	5	Nicolas Milan	1:15.927	15	David Pouget	43.675	2	5	Nicolas Milan	2:47.914	2:48.490	3
3	15	David Pouget	48.354	15	David Pouget	1:15.940	5	Nicolas Milan	43.686	3	15	David Pouget	2:47.969	2:48.189	2
4	60	Leonardo Arduini	48.483	558	Pierre Bredeaux	1:15.985	12	Gabriele Torelli	43.711	4	25	Alexandre Albouy	2:48.314	2:48.540	4
5	1	Anthony Jurado	48.496	101	Tomas Pekar	1:16.057	211	Nikola Miljkovic	43.752	5	113	Adrian Schimpf	2:48.455	2:48.669	5
6	24	Aurelien Renet	48.541	109	Francesco Savoia	1:16.117	1	Anthony Jurado	43.774	6	1	Anthony Jurado	2:48.478	2:48.685	6
7	91	Luca Franca	48.551	119	Fernando Navarrete	1:16.153	119	Fernando Navarrete	43.826	7	101	Tomas Pekar	2:48.602	2:49.218	11
8	12	Gabriele Torelli	48.556	25	Alexandre Albouy	1:16.158	101	Tomas Pekar	43.833	8	119	Fernando Navarrete	2:48.705	2:49.365	12
9	11	Adrian Schimpf	48.611	1	Anthony Jurado	1:16.208	105	Alessandro Brigatti	43.859	9	24	Aurelien Renet	2:48.876	2:49.141	7
10	84	Mattia Lancellotti	48.626	24	Aurelien Renet	1:16.210	42	Mariano Alonso	43.874	10	158	Florian Venturi	2:48.994	2:49.400	13
11	10	Cristian Ricciarini	48.632	113	Adrian Schimpf	1:16.219	125	Jerzy Spinkiewicz	43.886	11	105	Alessandro Brigatti	2:49.031	2:49.772	19
12	10	Alessandro Brigatti	48.678	9	Andrea Stucki	1:16.222	25	Alexandre Albouy	43.896	12	84	Mattia Lancellotti	2:49.105	2:49.194	10
13	10	Tomas Pekar	48.712	158	Florian Venturi	1:16.231	158	Florian Venturi	43.951	13	109	Francesco Savoia	2:49.137	2:49.190	9
14	30	Alex Lancellotti	48.719	85	Benjamin Cauvas	1:16.246	30	Alex Lancellotti	43.994	14	125	Jerzy Spinkiewicz	2:49.144	2:49.158	8
15	11	Giacomo Trebbi	48.723	107	Cristian Ricciarini	1:16.292	29	Alexandre Finkelstein	44.021	15	107	Cristian Ricciarini	2:49.198	2:49.443	15
16	11	Fernando Navarrete	48.726	125	Jerzy Spinkiewicz	1:16.299	109	Francesco Savoia	44.040	16	558	Pierre Bredeaux	2:49.293	2:49.416	14
17	15	Florian Venturi	48.812	84	Mattia Lancellotti	1:16.303	558	Pierre Bredeaux	44.051	17	211	Nikola Miljkovic	2:49.353	2:49.456	16
18	2	Florian Coruble	48.834	29	Alexandre Finkelstein	1:16.424	2	Florian Coruble	44.071	18	29	Alexandre Finkelstein	2:49.390	2:49.842	20
19	42	Mariano Alonso	48.836	211	Nikola Miljkovic	1:16.491	99	Guillaume Maio	44.106	19	21	Stephan Polderman	2:49.546	2:50.878	34
20	21	Stephan Polderman	48.876	105	Alessandro Brigatti	1:16.494	21	Stephan Polderman	44.112	20	9	Andrea Stucki	2:49.552	2:51.001	35
21	19	Gianalberto Coldani	48.878	21	Stephan Polderman	1:16.558	24	Aurelien Renet	44.125	21	30	Alex Lancellotti	2:49.573	2:49.764	18
22	29	Alexandre Finkelstein	48.945	99	Guillaume Maio	1:16.571	84	Mattia Lancellotti	44.176	22	85	Benjamin Cauvas	2:49.639	2:50.358	26
23	7	Mickael Carree	48.953	103	Francesco Miotto	1:16.578	55	René Steemetz	44.185	23	99	Guillaume Maio	2:49.642	2:49.704	17
24	12	Jerzy Spinkiewicz	48.959	41	Simon Di Luca	1:16.580	4	Julien Baziret	44.203	24	42	Mariano Alonso	2:49.710	2:50.330	25
25	99	Guillaume Maio	48.965	55	René Steemetz	1:16.649	60	Leonardo Arduini	44.204	25	2	Florian Coruble	2:49.716	2:50.156	21
26	73	Sandro Cutini	48.975	3	Daniel Nyffeler	1:16.709	107	Cristian Ricciarini	44.274	26	3	Daniel Nyffeler	2:50.104	2:51.027	36
27	10	Francesco Savoia	48.980	82	Jacopo Giuseppe Cimenès	1:16.719	3	Daniel Nyffeler	44.288	27	55	René Steemetz	2:50.122	2:50.371	27
28	82	Jacopo Giuseppe Cimenès	49.002	7	Mickael Carree	1:16.751	9	Andrea Stucki	44.295	28	82	Jacopo Giuseppe Cimenès	2:50.127	2:50.406	28
29	9	Andrea Stucki	49.035	2	Florian Coruble	1:16.811	116	Giacomo Trebbi	44.305	29	7	Mickael Carree	2:50.176	2:50.252	24
30	85	Benjamin Cauvas	49.036	4	Julien Baziret	1:16.845	95	Adam Sascha	44.329	30	41	Simon Di Luca	2:50.304	2:50.491	30
31	3	Daniel Nyffeler	49.107	30	Alex Lancellotti	1:16.860	85	Benjamin Cauvas	44.357	31	4	Julien Baziret	2:50.424	2:50.701	32
32	21	Nikola Miljkovic	49.110	31	Jeremy Bordagaray	1:16.866	41	Simon Di Luca	44.362	32	103	Francesco Miotto	2:50.575	2:51.116	37
33	53	Due	49.222	78	Laurent Dziadus	1:16.880	199	Alejandro Schimpf	44.367	33	199	Alejandro Schimpf	2:50.673	2:50.749	33
34	19	Alejandro Schimpf	49.231	42	Mariano Alonso	1:17.000	73	Sandro Cutini	44.383	34	78	Laurent Dziadus	2:51.186	2:52.134	40
35	55	Pierre Bredeaux	49.257	199	Alejandro Schimpf	1:17.075	82	Jacopo Giuseppe Cimenès	44.406	35	95	Adam Sascha	2:51.329	2:52.103	39
36	55	René Steemetz	49.288	95	Adam Sascha	1:17.138	38	Alessio Alcidi	44.406	36	116	Giacomo Trebbi	2:51.417	2:50.529	31
37	41	Simon Di Luca	49.362	53	Due	1:17.290	7	Mickael Carree	44.472	37	31	Jeremy Bordagaray	2:51.424	2:51.736	38
38	4	Julien Baziret	49.376	54	Sébastien Gehin	1:17.427	103	Francesco Miotto	44.501	38	60	Leonardo Arduini	2:51.453	2:50.162	23
39	78	Laurent Dziadus	49.413	44	Veenesh Shunker	1:17.589	31	Jeremy Bordagaray	44.594	39	73	Sandro Cutini	2:51.711	2:52.299	42
40	16	Lionel Viguier	49.481	38	Alessio Alcidi	1:17.811	13	Raphael Cuadrado	44.743	40	53	Due	2:51.713	2:52.241	41
41	10	Francesco Miotto	49.496	27	Federico Danova	1:18.145	51	Henrik Seibel	44.792	41	38	Alessio Alcidi	2:52.102	2:53.210	43
42	43	Damiano Puccetti	49.581	73	Sandro Cutini	1:18.353	78	Laurent Dziadus	44.893	42	54	Sébastien Gehin	2:52.675	2:53.509	45
43	51	Henrik Seibel	49.753	116	Giacomo Trebbi	1:18.389	27	Federico Danova	44.988	43	27	Federico Danova	2:53.110	2:53.876	49
44	54	Sébastien Gehin	49.790	13	Raphael Cuadrado	1:18.482	16	Lionel Viguier	45.103	44	44	Veenesh Shunker	2:53.199	2:54.042	50
45	95	Adam Sascha	49.862	118	Francesco Pagano	1:18.540	44	Veenesh Shunker	45.153	45	13	Raphael Cuadrado	2:53.222	2:53.222	44
46	38	Alessio Alcidi	49.885	60	Leonardo Arduini	1:18.766	53	Due	45.201	46	16	Lionel Viguier	2:53.570	2:53.614	46
47	31	Jeremy Bordagaray	49.964	16	Lionel Viguier	1:18.986	43	Damiano Puccetti	45.374	47	51	Henrik Seibel	2:53.642	2:53.642	47
48	27	Federico Danova	49.977	51	Henrik Seibel	1:19.097	54	Sébastien Gehin	45.458	48	43	Damiano Puccetti	2:54.341	2:54.733	51
49	13	Raphael Cuadrado	49.997	43	Damiano Puccetti	1:19.386	17	Daniele Pasquali	45.938	49	118	Francesco Pagano	2:54.985	2:56.682	52
50	13	Samuel Chaligne	50.403	72	Manuel Stefani	1:19.643	133	Samuel Chaligne	45.984	50	133	Samuel Chaligne	2:56.421	2:57.211	53
51	37	Andrea Chierichetti	50.438	122	Ludovico Longoni	1:19.821	118	Francesco Pagano	46.006	51	72	Manuel Stefani	2:57.114	2:59.601	56
52	11	Francesco Pagano	50.439	133	Samuel Chaligne	1:20.034	72	Manuel Stefani	46.134	52	122	Ludovico Longoni	2:57.151	2:53.861	48
53	44	Veenesh Shunker	50.457	372	Andrea Chierichetti	1:20.340	372	Andrea Chierichetti	46.625	53	372	Andrea Chierichetti	2:57.403	2:57.403	54
54	12	Ludovico Longoni	50.641	17	Daniele Pasquali	1:21.608	122	Ludovico Longoni	46.689	54	17	Daniele Pasquali	2:58.269	2:59.216	55
55	17	Daniele Pasquali	50.723	11	Andrea Bonifazi	1:23.624	11	Andrea Bonifazi	47.506	55	11	Andrea Bonifazi	3:03.147	3:03.147	57
56	72	Manuel Stefani	51.337	91	Luca Franca	Transpo	19	Gianalberto Coldani	Transpo	56	19	Gianalberto Coldani	Transpo	2:50.157	22





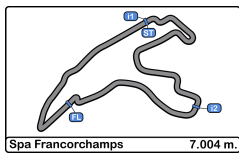
Spa Francorchamps
Clio Cup Series
Collective Test 1
Best Sectors Results

CLIO CUP

SERIES

Sector - 1			Sector - 2			Sector - 3			Ideal Lap vs Best Lap						
Clas	Nº	Driver	Time	Nº	Driver	Time	Nº	Driver	Time	Clas	Nº	Driver	Ideal Lap	Best Lap	Clas
57	11	Andrea Bonifazi	52.017	19	Gianalberto Coldani	Transpo	91	Luca Franca	Transpo	57	91	Luca Franca	Transpo	2:50.491	29





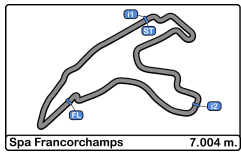
Spa Francorchamps
Clio Cup Series
Collective Test 1
Best 5 Lap Times

CLIO CUP

SERIES

Cls	N°	Driver	Nat	Cat	Cls	Team	Nat	Vehicle	Best 1		Best 2		Best 3		Best 4		Best 5	
									Time	Lap	Time	Lap	Time	Lap	Time	Lap	Time	Lap
1	12	Gabriele Torelli	ITA			Rangoni Corse	ITA	Renault Clio	2:47.998	5	2:48.179	6	2:48.438	4	2:48.537	7	2:50.134	3
2	15	David Pouget	FRA			GPA Racing	FRA	Renault Clio	2:48.189	9	2:48.298	7	2:49.060	6	2:50.056	4	2:50.435	8
3	5	Nicolas Milan	FRA			Milan Competition	FRA	Renault Clio	2:48.490	8	2:48.954	9	2:49.347	7	2:49.500	5	2:49.574	6
4	25	Alexandre Albouy	FRA			GPA Racing	FRA	Renault Clio	2:48.540	9	2:49.206	7	2:49.214	6	2:49.385	8	2:50.265	5
5	113	Adrian Schimpf	ESP	CHA	1	AST Competition	ESP	Renault Clio	2:48.669	8	2:48.685	6	2:49.612	9	2:49.731	4	2:49.936	5
6	1	Anthony Jurado	FRA			Milan Competition	FRA	Renault Clio	2:48.685	8	2:49.291	7	2:49.325	6	2:49.656	9	2:49.689	5
7	24	Aurelien Renet	FRA	CHA	2	JSB Competition	FRA	Renault Clio	2:49.141	9	2:49.479	5	2:49.646	8	2:49.785	6	2:51.813	7
8	125	Jerzy Spinkiewicz	POL			UNIQ Racing	POL	Renault Clio	2:49.158	9	2:50.885	8	2:50.942	5	2:51.995	6	2:52.014	7
9	109	Francesco Savoia	ITA	CHA	3	PROGETTO E20	ITA	Renault Clio	2:49.190	6	2:50.310	5	2:51.904	4	2:52.301	3	2:55.605	2
10	84	Mattia Lancellotti	ITA	CHA	4	Faro Racing	ITA	Renault Clio	2:49.194	7	2:50.017	5	2:50.362	9	2:50.451	4	2:51.415	3
11	101	Tomas Pekar	CZE			Carpek Racing	CZE	Renault Clio	2:49.218	9	2:49.244	7	2:49.263	8	2:49.597	5	2:51.425	3
12	119	Fernando Navarrete	ESP			ChefoSport	ESP	Renault Clio	2:49.365	9	2:49.456	6	2:49.529	7	2:50.540	5	2:53.605	4
13	158	Florian Venturi	FRA	CHA	5	GM Sport	FRA	Renault Clio	2:49.400	8	2:49.448	5	2:49.566	7	2:49.773	9	2:50.270	4
14	558	Pierre Bredeaux	FRA	CHA	6	Comte Racing Team	FRA	Renault Clio	2:49.416	8	2:50.207	4	2:50.230	5	2:52.258	3	2:58.875	2
15	107	Cristian Ricciarini	ITA			ESSECORSE	ITA	Renault Clio	2:49.443	6	2:50.376	7	2:50.397	5	2:50.581	9	2:50.594	8
16	211	Nikola Miljkovic	SRB	CHA	7	Tempo Racing Team	SRB	Renault Clio	2:49.456	8	2:50.354	9	2:51.121	6	2:51.152	7	2:52.210	5
17	99	Guillaume Maio	FRA	CHA	8	GM Sport	FRA	Renault Clio	2:49.704	7	2:49.792	8	2:50.961	5	2:50.993	4	2:52.749	3
18	30	Alex Lancellotti	ITA	RAC	1	Faro Racing	ITA	Renault Clio	2:49.764	5	2:50.921	6	2:52.128	4	2:59.655	7	3:04.376	2
19	105	Alessandro Brigatti	ITA	CHA	9	PROGETTO E20	ITA	Renault Clio	2:49.772	8	2:49.967	4	2:49.974	5	2:52.769	3	2:52.875	9
20	29	Alexandre	FRA	CHA	10	GPA Racing	FRA	Renault Clio	2:49.842	6	2:50.091	5	2:50.133	8	2:50.457	7	2:50.583	9
21	2	Florian Coruble	FRA	CHA	11	GM Sport	FRA	Renault Clio	2:50.156	5	2:50.289	4	2:54.562	3	2:56.472	6	3:02.059	2
22	19	Gianalberto Coldani	ITA	CHA	12	MC Motor Tecnica	ITA	Renault Clio	2:50.157	7	2:50.685	6	2:52.533	5	2:53.101	3	2:54.905	4
23	60	Leonardo Arduini	ITA	CHA	13	MC Motor Tecnica	ITA	Renault Clio	2:50.162	5	2:50.272	6	2:51.602	4	2:52.585	7	2:55.488	3
24	7	Mickael Carree	FRA	CHA	14	T2CM	FRA	Renault Clio	2:50.252	8	2:50.551	6	2:50.650	7	2:51.968	5	2:52.917	4
25	42	Mariano Alonso	ESP	TBC	1	GPA Racing	ESP	Renault Clio	2:50.330	9	2:50.612	8	2:50.948	6	2:51.044	7	2:51.780	5
26	85	Benjamin Cauvas	FRA	RAC	2	GPA Racing	FRA	Renault Clio	2:50.358	8	2:50.532	7	2:50.730	6	2:51.523	9	2:52.197	4
27	55	René Steemetz	NLD	RAC	3	ChefoSport	ESP	Renault Clio	2:50.371	5	2:52.208	7	2:52.842	4	2:57.391	8	2:59.643	6
28	82	Jacopo Giuseppe	ITA	CHA	15	ESSECORSE	ITA	Renault Clio	2:50.406	8	2:52.457	6	2:52.741	5	2:53.383	7	2:56.478	4
29	41	Simon Di Luca	ITA	TBC	2	Faro Racing	ITA	Renault Clio	2:50.491	9	2:51.229	8	2:52.841	6	2:52.998	7	2:56.925	3
30	91	Luca Franca	ITA	RAC	4	MC Motor Tecnica	ITA	Renault Clio	2:50.491	3	8:29.607	2						
31	116	Giacomo Trebbi	ITA	CHA	16	MC Motor Tecnica	ITA	Renault Clio	2:50.529	8	2:50.578	9	2:51.107	7	2:52.027	5	2:52.448	4
32	4	Julien Baziret	FRA	CHA	17	Baziret Sport	FRA	Renault Clio	2:50.701	6	2:51.623	8	2:51.768	5	2:52.362	7	2:52.614	4
33	199	Alejandro Schimpf	ESP	CHA	18	AST Competition	ESP	Renault Clio	2:50.749	6	2:50.938	7	2:51.680	4	2:52.206	5	2:57.856	3
34	21	Stephan Polderman	NLD	RAC	5	ChefoSport	ESP	Renault Clio	2:50.878	4	2:55.329	7	2:55.722	3	3:10.060	2	3:18.175	5
35	9	Andrea Stucki	CHE			Stucki Motorsport	CHE	Renault Clio	2:51.001	7	2:51.007	6	2:53.176	5	2:53.415	8	2:54.587	3
36	3	Daniel Nyffeler	CHE	CHA	19	Stucki Motorsport	CHE	Renault Clio	2:51.027	7	2:52.328	6	2:53.119	5	2:54.734	3	2:56.328	4
37	103	Francesco Miotto	ITA	CHA	20	PROGETTO E20	ITA	Renault Clio	2:51.116	7	2:51.204	8	2:51.224	9	2:52.843	5	2:53.687	4
38	31	Jeremy Bordagaray	FRA	RAC	6	Milan Competition	FRA	Renault Clio	2:51.736	6	2:52.045	9	2:52.106	7	2:53.278	5	2:54.725	4
39	95	Adam Sascha	ITA	CHA	21	SEVENHILLS	ITA	Renault Clio	2:52.103	9	2:52.130	8	2:53.508	7	2:53.937	6	2:56.900	5
40	78	Laurent Dziadus	FRA	RAC	7	TEAM LUCAS	FRA	Renault Clio	2:52.134	5	2:52.263	7	2:52.399	4	2:53.268	6	2:55.884	3
41	53	Due	ITA	RAC	8	Oregon Team	ITA	Renault Clio	2:52.241	7	2:53.109	5	2:53.791	4	2:53.817	6	2:54.075	8
42	73	Sandro Cutini	ITA	RAC	9	Faro Racing	ITA	Renault Clio	2:52.299	8	2:52.343	9	2:53.627	7	2:54.160	6	2:54.630	4
43	38	Alessio Alcidi	ITA	CHA	22	Tuder Motorsport	ITA	Renault Clio	2:53.210	9	2:53.730	7	2:54.007	8	2:54.934	6	2:57.507	3
44	13	Raphael Cuadrado	FRA	RAC	10	GM Sport	FRA	Renault Clio	2:53.222	9	2:55.121	7	2:55.373	6	2:56.983	4	2:57.267	8
45	54	Sébastien Gehin	FRA	RAC	11	T2CM	FRA	Renault Clio	2:53.509	5	2:54.349	8	2:57.020	4	2:57.886	3	3:00.887	6
46	16	Lionel Viguier	FRA	RAC	12	T2CM	FRA	Renault Clio	2:53.614	5	2:55.330	4	2:56.245	3	3:02.339	2		
47	51	Henrik Seibel	DEU	TBC	3	Carpek Service	CZE	Renault Clio	2:53.642	7	2:55.050	6	2:57.448	3	2:57.696	4	2:57.800	5
48	122	Ludovico Longoni	ITA	CHA	23	MC Motor Tecnica	ITA	Renault Clio	2:53.861	8	2:54.113	9	2:55.090	7	2:57.394	6	2:59.432	5
49	27	Federico Danova	ITA	CHA	24	ESSECORSE	ITA	Renault Clio	2:53.876	8	2:55.419	7	2:57.481	5	2:58.178	6	3:01.077	4
50	44	Veenesh Shunker	FRA	RAC	13	T2CM	FRA	Renault Clio	2:54.042	8	2:54.709	7	2:56.660	3	2:59.338	4	3:08.416	5
51	43	Damiano Puccetti	ITA	CHA	25	Rangoni Corse	ITA	Renault Clio	2:54.733	7	2:56.780	8	2:57.078	6	2:59.097	4	2:59.134	5
52	118	Francesco Pagano	ITA	CHA	26	Costa Ovest	ITA	Renault Clio	2:56.682	8	2:56.695	6	2:58.207	7	3:01.092	5	3:03.999	4
53	133	Samuel Chaligne	FRA	RAC	14	T2CM	FRA	Renault Clio	2:57.211	5	2:59.411	4	2:59.982	6	3:05.516	3	3:11.392	2
54	372	Andrea Chierichetti	ITA	RAC	15	MC Motor Tecnica	ITA	Renault Clio	2:57.403	6	2:59.534	7	2:59.892	5	3:04.485	4	3:05.261	3
55	17	Daniele Pasquali	ITA	RAC	16	Tuder Motorsport	ITA	Renault Clio	2:59.216	8	2:59.639	6	3:00.384	7	3:01.326	5	3:02.626	4
56	72	Manuel Stefani	ITA	RAC	17	SEVENHILLS	ITA	Renault Clio	2:59.601	8	2:59.650	6	3:02.017	5	3:04.744	4	3:04.976	7



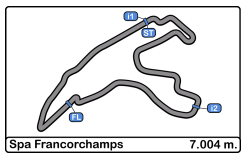


Spa Francorchamps
 Clio Cup Series
 Collective Test 1
 Best 5 Lap Times

CLIO CUP SERIES

Cls	N°	Driver	Nat	Cat	Cls	Team	Nat	Vehicle	Best 1		Best 2		Best 3		Best 4		Best 5	
									Time	Lap	Time	Lap	Time	Lap	Time	Lap	Time	Lap
57	11	Andrea Bonifazi		TBC	4	SEVENHILLS		Renault Clio	3:03.147	6	3:04.104	8	3:04.896	7	3:05.099	5	3:07.016	3





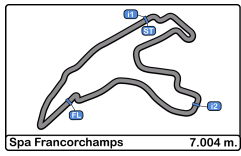
Spa Francorchamps
Clio Cup Series
Collective Test 1
Best 5 Top Speeds

CLIO CUP

SERIES

Clas	Nº	Driver	Nat	Cat	Cls	Team	Nat	Vehicle	Top 1		Top 2		Top 3		Top 4		Top 5		Avg
									Km/h	Lap	Km/h	Lap	Km/h	Lap	Km/h	Lap	Km/h	Lap	
1	91	Luca Franca	ITA	RAC	1	MC Motortecnica	ITA	Renault Clio	208.4	4	205.3	2	205.3	3	201.4	2	199.6	1	204.0
2	1	Anthony Jurado	FRA			Milan Competition	FRA	Renault Clio	208.0	5	204.9	7	204.1	3	203.7	6	202.6	4	204.7
3	5	Nicolas Milan	FRA			Milan Competition	FRA	Renault Clio	208.0	10	204.9	8	204.9	9	203.3	6	201.4	5	204.5
4	30	Alex Lancellotti	ITA	RAC	2	Faro Racing	ITA	Renault Clio	208.0	3	205.3	6	204.9	8	204.1	9	203.0	7	205.1
5	107	Cristian Ricciarini	ITA			ESSECORSE	ITA	Renault Clio	206.8	5	204.9	7	204.1	4	203.7	3	203.3	6	204.6
6	7	Mickael Carree	FRA	CHA	1	T2CM	FRA	Renault Clio	206.5	6	206.5	9	204.9	8	203.7	7	203.0	5	204.9
7	25	Alexandre Albouy	FRA			GPA Racing	FRA	Renault Clio	206.5	6	206.5	9	204.9	10	203.7	3	203.7	7	205.0
8	95	Adam Sascha	ITA	CHA	2	SEVENHILLS	ITA	Renault Clio	206.5	10	205.3	9	201.8	8	199.2	6	193.8	7	201.3
9	82	Jacopo Giuseppe	ITA	CHA	3	ESSECORSE	ITA	Renault Clio	206.1	9	204.5	8	201.1	5	200.0	7	199.6	6	202.2
10	101	Tomas Pekar	CZE			Carpek Racing	CZE	Renault Clio	206.1	7	203.7	8	202.6	6	201.1	9	200.7	5	202.8
11	103	Francesco Miotto	ITA	CHA	4	PROGETTO E20	ITA	Renault Clio	206.1	9	201.8	8	200.3	7	200.3	10	199.2	5	201.5
12	113	Adrian Schimpf	ESP	CHA	5	AST Competition	ESP	Renault Clio	206.1	8	205.3	10	204.5	4	203.3	9	203.0	6	204.4
13	2	Florian Coruble	FRA	CHA	6	GM Sport	FRA	Renault Clio	205.7	4	204.5	5	203.7	6	186.2	3	175.3	2	195.1
14	73	Sandro Cutini	ITA	RAC	3	Faro Racing	ITA	Renault Clio	205.7	8	203.7	10	202.2	4	200.0	7	199.2	9	202.1
15	12	Gabriele Torelli	ITA			Rangoni Corse	ITA	Renault Clio	205.3	6	204.1	7	201.8	8	201.4	4	201.1	5	202.7
16	84	Mattia Lancellotti	ITA	CHA	7	Faro Racing	ITA	Renault Clio	205.3	10	204.9	9	204.5	8	203.3	7	202.2	6	204.0
17	105	Alessandro Brigatti	ITA	CHA	8	PROGETTO E20	ITA	Renault Clio	205.3	6	204.5	8	203.7	5	203.0	3	202.6	7	203.8
18	109	Francesco Savoia	ITA	CHA	9	PROGETTO E20	ITA	Renault Clio	205.3	4	204.5	7	202.6	3	202.6	8	202.6	9	203.5
19	158	Florian Venturi	FRA	CHA	10	GM Sport	FRA	Renault Clio	205.3	3	203.0	5	202.6	4	201.8	7	200.7	9	202.7
20	15	David Pouget	FRA			GPA Racing	FRA	Renault Clio	204.9	9	203.3	10	203.0	6	202.2	7	202.2	8	203.1
21	24	Aurelien Renet	FRA	CHA	11	JSB Competition	FRA	Renault Clio	204.9	8	204.5	3	204.5	10	203.7	5	203.7	6	204.3
22	119	Fernando Navarrete	ESP			ChefoSport	ESP	Renault Clio	204.9	6	203.7	9	203.3	8	203.3	10	201.4	7	203.3
23	42	Mariano Alonso	ESP	TBC	1	GPA Racing	FRA	Renault Clio	204.5	7	203.7	5	203.3	9	203.0	6	201.8	8	203.3
24	85	Benjamin Cauvas	FRA	RAC	4	GPA Racing	FRA	Renault Clio	204.5	8	201.8	7	201.4	9	201.1	5	200.7	10	201.9
25	125	Jerzy Spinkiewicz	POL			UNIQ Racing	POL	Renault Clio	204.5	6	204.5	9	201.1	4	200.3	5	198.1	8	201.7
26	19	Gianalberto Coldani	ITA	CHA	12	MC Motortecnica	ITA	Renault Clio	204.1	6	200.7	5	200.3	3	200.0	4	194.5	2	199.9
27	21	Stephan Polderman	NLD	RAC	5	ChefoSport	ESP	Renault Clio	204.1	4	202.6	8	202.2	5	202.2	7	190.8	3	200.4
28	29	Alexandre Finkelstein	FRA	CHA	13	GPA Racing	FRA	Renault Clio	204.1	5	204.1	10	203.3	8	203.0	6	203.0	9	203.5
29	3	Daniel Nyffeler	CHE	CHA	14	Stucki Motorsport	CHE	Renault Clio	203.7	8	202.2	7	200.3	5	199.6	9	199.2	3	201.0
30	53	Due	ITA	RAC	6	Oregon Team	ITA	Renault Clio	203.7	7	194.5	9	191.8	4	191.4	6	191.1	8	194.5
31	60	Leonardo Arduini	ITA	CHA	15	MC Motortecnica	ITA	Renault Clio	203.7	6	202.6	4	202.2	7	201.4	9	198.1	5	201.6
32	116	Giacomo Trebbi	ITA	CHA	16	MC Motortecnica	ITA	Renault Clio	203.7	9	203.3	7	201.8	8	201.4	4	201.4	5	202.4
33	54	Sébastien Gehin	FRA	RAC	7	T2CM	FRA	Renault Clio	203.3	6	203.0	5	201.8	8	200.7	7	200.0	9	201.8
34	55	René Steemetz	NLD	RAC	8	ChefoSport	ESP	Renault Clio	203.3	4	202.2	6	201.4	5	200.7	7	200.0	8	201.5
35	99	Guillaume Maio	FRA	CHA	17	GM Sport	FRA	Renault Clio	203.3	8	203.0	7	200.0	9	199.2	4	198.1	5	200.7
36	199	Alejandro Schimpf	ESP	CHA	18	AST Competition	ESP	Renault Clio	203.3	6	203.0	5	202.2	4	202.2	7	202.2	8	202.6
37	9	Andrea Stucki	CHE			Stucki Motorsport	CHE	Renault Clio	203.0	9	201.8	3	201.8	6	201.4	8	198.5	7	201.3
38	78	Laurent Dziadus	FRA	RAC	9	TEAM LUCAS	FRA	Renault Clio	203.0	5	202.6	6	201.4	7	200.7	4	200.0	9	201.5
39	211	Nikola Miljkovic	SRB	CHA	19	Tempo Racing Team	SRB	Renault Clio	203.0	10	201.1	9	200.7	6	200.7	8	200.3	5	201.1
40	4	Julien Baziret	FRA	CHA	20	Baziret Sport	FRA	Renault Clio	202.6	6	201.8	10	201.4	9	201.1	8	200.0	5	201.4
41	31	Jeremy Bordagaray	FRA	RAC	10	Milan Competition	FRA	Renault Clio	201.8	6	199.6	9	198.8	8	198.1	10	197.8	7	199.2
42	558	Pierre Bredeaux	FRA	CHA	21	Comte Racing Team	FRA	Renault Clio	201.4	5	200.7	8	199.6	6	199.2	3	199.2	4	200.0
43	41	Simon Di Luca	ITA	TBC	2	Faro Racing	ITA	Renault Clio	201.1	7	200.3	9	200.0	3	199.6	4	199.6	6	200.1
44	51	Henrik Seibel	DEU	TBC	3	Carpek Service	CZE	Renault Clio	200.7	7	198.1	4	196.3	8	191.8	6	190.1	5	195.4
45	44	Veenesh Shunker	FRA	RAC	11	T2CM	FRA	Renault Clio	200.3	8	197.8	7	196.0	6	196.0	9	189.8	3	195.9
46	16	Lionel Viguier	FRA	RAC	12	T2CM	FRA	Renault Clio	199.6	5	196.7	6	189.8	4	181.2	2	167.9	3	187.0
47	38	Alessio Alci di	ITA	CHA	22	Tuder Motorsport	ITA	Renault Clio	199.2	7	199.2	8	198.8	9	197.8	6	196.7	4	198.3
48	27	Federico Danova	ITA	CHA	23	ESSECORSE	ITA	Renault Clio	198.8	8	198.1	9	195.6	6	194.9	7	187.1	5	194.9
49	43	Damiano Puccetti	ITA	CHA	24	Rangoni Corse	ITA	Renault Clio	198.8	8	197.4	7	195.2	6	183.6	5	182.1	9	191.4
50	372	Andrea Chierichetti	ITA	RAC	13	MC Motortecnica	ITA	Renault Clio	198.8	9	198.1	7	197.0	6	191.8	5	187.1	8	194.6
51	13	Raphael Cuadrado	FRA	RAC	14	GM Sport	FRA	Renault Clio	198.1	9	195.2	10	194.9	3	194.9	4	194.9	7	195.6
52	72	Manuel Stefani	ITA	RAC	15	SEVENHILLS	ITA	Renault Clio	197.8	8	196.0	6	195.2	7	192.5	4	191.8	5	194.6
53	122	Ludovico Longoni	ITA	CHA	25	MC Motortecnica	ITA	Renault Clio	196.7	4	195.2	6	193.8	8	193.2	7	193.2	9	194.4
54	118	Francesco Pagano	ITA	CHA	26	Costa Ovest	ITA	Renault Clio	196.0	7	195.6	8	189.8	9	188.8	6	187.8	4	191.6
55	11	Andrea Bonifazi	ITA	TBC	4	SEVENHILLS	ITA	Renault Clio	194.9	6	193.8	9	193.5	8	183.3	7	183.0	5	189.7
56	17	Daniele Pasquali	ITA	RAC	16	Tuder Motorsport	ITA	Renault Clio	194.9	7	193.5	6	190.4	9	187.5	8	185.5	5	190.4





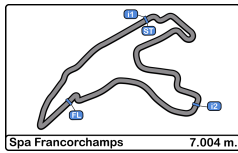
Spa Francorchamps
 Clio Cup Series
 Collective Test 1
 Best 5 Top Speeds

CLIO CUP

SERIES

Clas	N°	Driver	Nat	Cat	Cls	Team	Nat	Vehicle	Top 1		Top 2		Top 3		Top 4		Top 5		Avg
									Km/h	Lap	Km/h	Lap	Km/h	Lap	Km/h	Lap	Km/h	Lap	
57	133	Samuel Chaligne		RAC	17	T2CM		Renault Clio	194.9	9	191.8	5	189.1	4	188.1	6	179.1	7	188.6





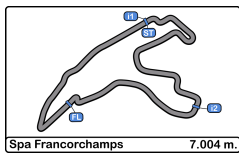
Spa Francorchamps
Clio Cup Series
Collective Test 1
Fastest Laps Sequence

CLIO CUP

SERIES

Lap	Time of Day	Session Time	N°	Driver	Nat	Cat	Team	Nat	Vehicle	Time	Km/h
2	9:06:07.712	6:07.712	99	Guillaume Maio		CHA	GM Sport		Renault Clio	2:58.506	141.2
2	9:06:15.777	6:15.777	5	Nicolas Milan			Milan Competition		Renault Clio	2:57.051	142.4
2	9:06:16.244	6:16.244	1	Anthony Jurado			Milan Competition		Renault Clio	2:56.150	143.1
2	9:06:39.388	6:39.388	105	Alessandro Brigatti		CHA	PROGETTO E20		Renault Clio	2:55.046	144.0
2	9:07:00.980	7:00.980	15	David Pouget			GPA Racing		Renault Clio	2:53.756	145.1
3	9:09:00.461	9:00.461	99	Guillaume Maio		CHA	GM Sport		Renault Clio	2:52.749	145.9
3	9:09:07.134	9:07.134	1	Anthony Jurado			Milan Competition		Renault Clio	2:50.890	147.5
3	9:10:28.179	10:28.179	12	Gabriele Torelli			Rangoni Corse		Renault Clio	2:50.134	148.2
4	9:11:57.675	11:57.675	5	Nicolas Milan			Milan Competition		Renault Clio	2:50.086	148.2
4	9:12:22.124	12:22.124	105	Alessandro Brigatti		CHA	PROGETTO E20		Renault Clio	2:49.967	148.3
4	9:13:16.617	13:16.617	12	Gabriele Torelli			Rangoni Corse		Renault Clio	2:48.438	149.6
5	9:16:04.615	16:04.615	12	Gabriele Torelli			Rangoni Corse		Renault Clio	2:47.998	150.0





Spa Francorchamps
Clio Cup Series
Collective Test 1

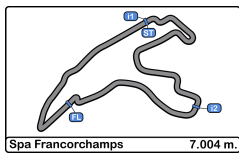
CLIO CUP

SERIES

Event Best Maximum Speed

N°	Driver	Nat	Cat	Clas	Team	Nat	Vehicle	Km/h	Session
91	Luca Franca	ITA	RAC	1	MC Motortecnica	ITA	Renault Clio	208.4	Collective Test 1
30	Alex Lancellotti	ITA	RAC	2	Faro Racing	ITA	Renault Clio	208.0	Collective Test 1
1	Anthony Jurado	FRA			Milan Competition	FRA	Renault Clio	208.0	Collective Test 1
5	Nicolas Milan	FRA			Milan Competition	FRA	Renault Clio	208.0	Collective Test 1
107	Cristian Ricciarini	ITA			ESSECORSE	ITA	Renault Clio	206.8	Collective Test 1
7	Mickael Carree	FRA	CHA	1	T2CM	FRA	Renault Clio	206.5	Collective Test 1
25	Alexandre Albouy	FRA			GPA Racing	FRA	Renault Clio	206.5	Collective Test 1
95	Adam Sascha	ITA	CHA	2	SEVENHILLS	ITA	Renault Clio	206.5	Collective Test 1
101	Tomas Pekar	CZE			Carpek Racing	CZE	Renault Clio	206.1	Collective Test 1
113	Adrian Schimpf	ESP	CHA	3	AST Competition	ESP	Renault Clio	206.1	Collective Test 1
103	Francesco Miotto	ITA	CHA	4	PROGETTO E20	ITA	Renault Clio	206.1	Collective Test 1
82	Jacopo Giuseppe	ITA	CHA	5	ESSECORSE	ITA	Renault Clio	206.1	Collective Test 1
2	Florian Coruble	FRA	CHA	6	GM Sport	FRA	Renault Clio	205.7	Collective Test 1
73	Sandro Cutini	ITA	RAC	3	Faro Racing	ITA	Renault Clio	205.7	Collective Test 1
158	Florian Venturi	FRA	CHA	7	GM Sport	FRA	Renault Clio	205.3	Collective Test 1
109	Francesco Savoia	ITA	CHA	8	PROGETTO E20	ITA	Renault Clio	205.3	Collective Test 1
105	Alessandro Brigatti	ITA	CHA	9	PROGETTO E20	ITA	Renault Clio	205.3	Collective Test 1
12	Gabriele Torelli	ITA			Rangoni Corse	ITA	Renault Clio	205.3	Collective Test 1
84	Mattia Lancellotti	ITA	CHA	10	Faro Racing	ITA	Renault Clio	205.3	Collective Test 1
119	Fernando Navarrete	ESP			ChefoSport	ESP	Renault Clio	204.9	Collective Test 1
24	Aurelien Renet	FRA	CHA	11	JSB Competition	FRA	Renault Clio	204.9	Collective Test 1
15	David Pouget	FRA			GPA Racing	FRA	Renault Clio	204.9	Collective Test 1
125	Jerzy Spinkiewicz	POL			UNIQ Racing	POL	Renault Clio	204.5	Collective Test 1
42	Mariano Alonso	ESP	TBC	1	GPA Racing	ESP	Renault Clio	204.5	Collective Test 1
85	Benjamin Cauvas	FRA	RAC	4	GPA Racing	FRA	Renault Clio	204.5	Collective Test 1
21	Stephan Polderman	NLD	RAC	5	ChefoSport	ESP	Renault Clio	204.1	Collective Test 1
29	Alexandre Finkelstein	FRA	CHA	12	GPA Racing	FRA	Renault Clio	204.1	Collective Test 1
19	Gianalberto Coldani	ITA	CHA	13	MC Motortecnica	ITA	Renault Clio	204.1	Collective Test 1
60	Leonardo Arduini	ITA	CHA	14	MC Motortecnica	ITA	Renault Clio	203.7	Collective Test 1
53	Due	ITA	RAC	6	Oregon Team	ITA	Renault Clio	203.7	Collective Test 1
3	Daniel Nyffeler	CHE	CHA	15	Stucki Motorsport	CHE	Renault Clio	203.7	Collective Test 1
116	Giacomo Trebbi	ITA	CHA	16	MC Motortecnica	ITA	Renault Clio	203.7	Collective Test 1
55	René Steemetz	NLD	RAC	7	ChefoSport	ESP	Renault Clio	203.3	Collective Test 1
54	Sébastien Gehin	FRA	RAC	8	T2CM	FRA	Renault Clio	203.3	Collective Test 1
199	Alejandro Schimpf	ESP	CHA	17	AST Competition	ESP	Renault Clio	203.3	Collective Test 1
99	Guillaume Maio	FRA	CHA	18	GM Sport	FRA	Renault Clio	203.3	Collective Test 1
78	Laurent Dziadus	FRA	RAC	9	TEAM LUCAS	FRA	Renault Clio	203.0	Collective Test 1
9	Andrea Stucki	CHE			Stucki Motorsport	CHE	Renault Clio	203.0	Collective Test 1
211	Nikola Miljkovic	SRB	CHA	19	Tempo Racing Team	SRB	Renault Clio	203.0	Collective Test 1
4	Julien Baziret	FRA	CHA	20	Baziret Sport	FRA	Renault Clio	202.6	Collective Test 1
31	Jeremy Bordagaray	FRA	RAC	10	Milan Competition	FRA	Renault Clio	201.8	Collective Test 1
558	Pierre Bredeaux	FRA	CHA	21	Comte Racing Team	FRA	Renault Clio	201.4	Collective Test 1
41	Simon Di Luca	ITA	TBC	2	Faro Racing	ITA	Renault Clio	201.1	Collective Test 1
51	Henrik Seibel	DEU	TBC	3	Carpek Service	CZE	Renault Clio	200.7	Collective Test 1
44	Veenesh Shunker	FRA	RAC	11	T2CM	FRA	Renault Clio	200.3	Collective Test 1
16	Lionel Viguiet	FRA	RAC	12	T2CM	FRA	Renault Clio	199.6	Collective Test 1
38	Alessio Alcidi	ITA	CHA	22	Tuder Motorsport	ITA	Renault Clio	199.2	Collective Test 1
43	Damiano Puccetti	ITA	CHA	23	Rangoni Corse	ITA	Renault Clio	198.8	Collective Test 1
27	Federico Danova	ITA	CHA	24	ESSECORSE	ITA	Renault Clio	198.8	Collective Test 1
372	Andrea Chierichetti	ITA	RAC	13	MC Motortecnica	ITA	Renault Clio	198.8	Collective Test 1
13	Raphael Cuadrado	FRA	RAC	14	GM Sport	FRA	Renault Clio	198.1	Collective Test 1
72	Manuel Stefani	ITA	RAC	15	SEVENHILLS	ITA	Renault Clio	197.8	Collective Test 1
122	Ludovico Longoni	ITA	CHA	25	MC Motortecnica	ITA	Renault Clio	196.7	Collective Test 1
118	Francesco Pagano	ITA	CHA	26	Costa Ovest	ITA	Renault Clio	196.0	Collective Test 1
11	Andrea Bonifazi	ITA	TBC	4	SEVENHILLS	ITA	Renault Clio	194.9	Collective Test 1
17	Daniele Pasquali	ITA	RAC	16	Tuder Motorsport	ITA	Renault Clio	194.9	Collective Test 1
133	Samuel Chaligne	FRA	RAC	17	T2CM	FRA	Renault Clio	194.9	Collective Test 1





Spa Francorchamps
Clio Cup Series
Collective Test 1
Pit Stop Analysis

CLIO CUP SERIES

7 Mickael Carree Renault Clio
CHA T2CM

N°	In Day Time	In Time	Out Time	Pit Time	T. Pit Time	Handicap	Diff.
1	9:26:47.519	9:26:47.519	9:28:20.541	1:33.022	1:33.022		

12 Gabriele Torelli Renault Clio
Rangoni Corse

N°	In Day Time	In Time	Out Time	Pit Time	T. Pit Time	Handicap	Diff.
1	9:24:31.721	9:24:31.721	9:26:14.966	1:43.245	1:43.245		

21 Stephan Polderman Renault Clio
RAC ChefoSport

N°	In Day Time	In Time	Out Time	Pit Time	T. Pit Time	Handicap	Diff.
1	9:15:55.443	9:15:55.443	9:20:38.926	4:43.483	4:43.483		

30 Alex Lancellotti Renault Clio
RAC Faro Racing

N°	In Day Time	In Time	Out Time	Pit Time	T. Pit Time	Handicap	Diff.
1	9:21:05.190	9:21:05.190	9:22:54.423	1:49.233	1:49.233		

41 Simon Di Luca Renault Clio
TBC Faro Racing

N°	In Day Time	In Time	Out Time	Pit Time	T. Pit Time	Handicap	Diff.
1	9:12:30.061	9:12:30.061	9:14:16.778	1:46.717	1:46.717		

44 Veenesh Shunker Renault Clio
RAC T2CM

N°	In Day Time	In Time	Out Time	Pit Time	T. Pit Time	Handicap	Diff.
1	9:15:54.271	9:15:54.271	9:17:36.189	1:41.918	1:41.918		

51 Henrik Seibel Renault Clio
TBC Carpek Service

N°	In Day Time	In Time	Out Time	Pit Time	T. Pit Time	Handicap	Diff.
1	9:25:39.038	9:25:39.038	9:27:52.185	2:13.147	2:13.147		

54 Sébastien Gehin Renault Clio
RAC T2CM

N°	In Day Time	In Time	Out Time	Pit Time	T. Pit Time	Handicap	Diff.
1	9:18:40.213	9:18:40.213	9:20:03.840	1:23.627	1:23.627		

78 Laurent Dziadus Renault Clio
RAC TEAM LUCAS

N°	In Day Time	In Time	Out Time	Pit Time	T. Pit Time	Handicap	Diff.
1	9:24:03.454	9:24:03.454	9:25:54.086	1:50.632	1:50.632		

82 Jacopo Guiseppe Cimenos Renault Clio
CHA ESSECORSE

N°	In Day Time	In Time	Out Time	Pit Time	T. Pit Time	Handicap	Diff.
1	9:04:42.947	9:04:42.947	9:05:46.241	1:03.294	1:03.294		

99 Guillaume Maio Renault Clio
CHA GM Sport

N°	In Day Time	In Time	Out Time	Pit Time	T. Pit Time	Handicap	Diff.
1	9:26:12.164	9:26:12.164	9:28:08.070	1:55.906	1:55.906		

105 Alessandro Brigatti Renault Clio
CHA PROGETTO E20 Motorsport

N°	In Day Time	In Time	Out Time	Pit Time	T. Pit Time	Handicap	Diff.
1	9:18:03.326	9:18:03.326	9:20:03.056	1:59.730	1:59.730		

109 Francesco Savoia Renault Clio
CHA PROGETTO E20 Motorsport

N°	In Day Time	In Time	Out Time	Pit Time	T. Pit Time	Handicap	Diff.
1	9:21:04.170	9:21:04.170	9:22:58.919	1:54.749	1:54.749		

125 Jerzy Spinkiewicz Renault Clio
UNIQ Racing

N°	In Day Time	In Time	Out Time	Pit Time	T. Pit Time	Handicap	Diff.
1	9:07:02.591	9:07:02.591	9:07:49.666	47.075	47.075		

133 Samuel Chaligne Renault Clio
RAC T2CM

N°	In Day Time	In Time	Out Time	Pit Time	T. Pit Time	Handicap	Diff.
1	9:22:03.517	9:22:03.517	9:23:51.189	1:47.672	1:47.672		

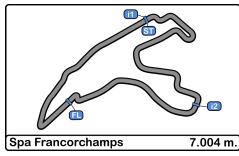
199 Alejandro Schimpf Renault Clio
CHA AST Competition

N°	In Day Time	In Time	Out Time	Pit Time	T. Pit Time	Handicap	Diff.
1	9:24:51.788	9:24:51.788	9:26:58.090	2:06.302	2:06.302		

558 Pierre Bredeaux Renault Clio
CHA Comte Racing Team

N°	In Day Time	In Time	Out Time	Pit Time	T. Pit Time	Handicap	Diff.
1	9:17:50.689	9:17:50.689	9:19:22.068	1:31.379	1:31.379		

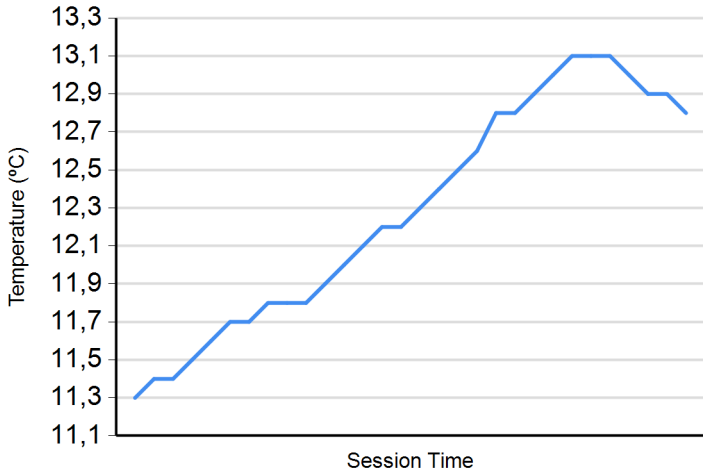




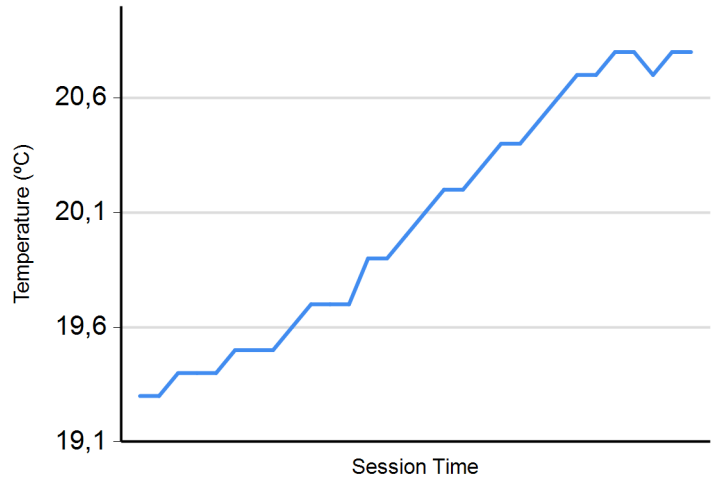
Spa Francorchamps
Clio Cup Series
Collective Test 1
Weather Report

CLIO CUP SERIES

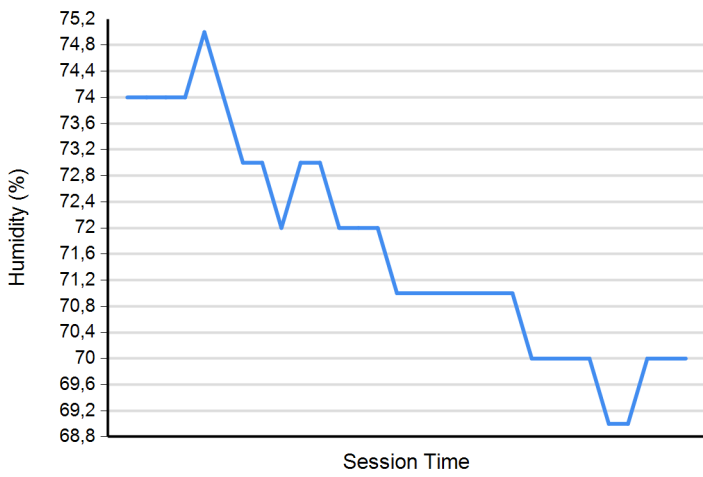
Air Temperature



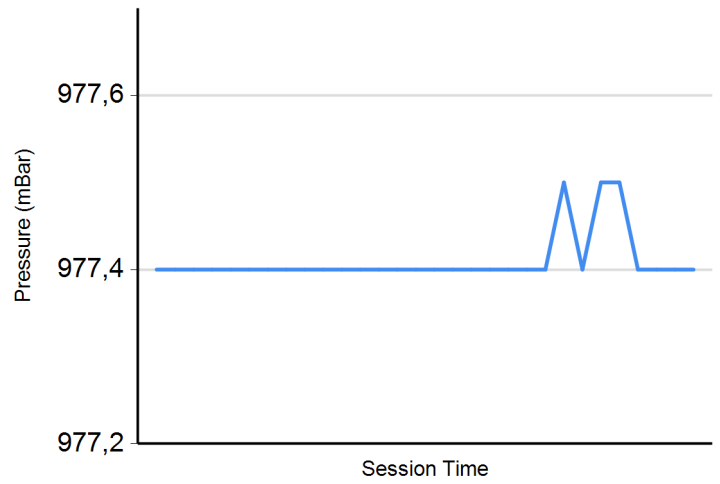
Track Temperature



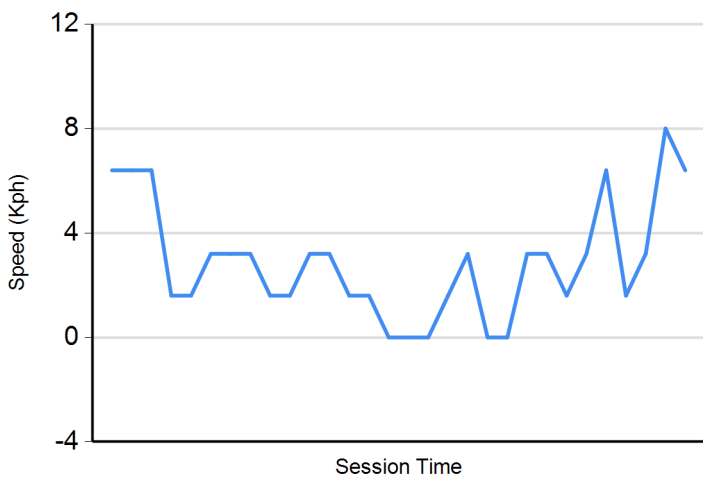
Humidity



Pressure



Wind Speed



Wind direction

