

Result List

Provisional

Autodromo Nazionale di Monza, Length: 5793m

Air temperature: N/A°C

Track temperature: N/A°C

Weather condition: Dry

21 April 2023 09:00:00

Stewards / Race Management

STEWARD	Francois Dumont
STEWARD	Vincent Garbi
STEWARD	Emidio Virgili
RACE DIRECTOR	Pierre Delettre
CLERK OF THE COURSE	Renato Schmidt
TECHNICAL DELEGATE	Elio Ramos/Philippe Molinier
CHIEF TIMEKEEPER	Steffen Ruhl/Daniel Schulze

Weather Start/Finish

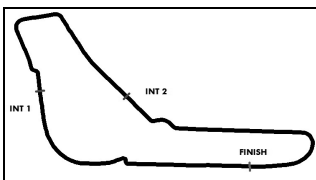
AIR	N/A°C
TRACK	N/A°C
CONDITIONS	Dry
PRESSURE	935 hPa
AIR	N/A°C
TRACK	N/A°C
CONDITIONS	Dry
PRESSURE	935 hPa

Track Information

GREEN FLAG	09:00:00
CHEQUERED FLAG	09:30:01
SAFETY CAR PHASE	0
FULL COURSE YELLOW PHASE	0
TRACK NAME	Autodromo Nazionale di Monza
TRACK LENGTH	5793m
TURN COUNT	11
FASTEST LAP:	#12. TOR - 2:23.094

STARTED: 49 CLASSIFIED: 46 NOT CLASSIFIED: 3 DISQUALIFIED: 0

Nr. Drivers	Team	Lap	Best Time	Gap	Diff	Kph	Day Time
Cl. Car	Entrant						
1 12 G.Torelli	Rangoni Corse	11	2:23.094			145.7	9:31:52
	Renault Clio						
2 5 N.Milan	Milan Competition	6	2:23.647	0.553	0.553	145.1	9:16:41
	Renault Clio						
3 15 D.Pouget	GPA Racing	3	2:23.756	0.662	0.109	145.0	9:07:57
	Renault Clio						
4 119 F.Navarrente	Chefo Sport	8	2:24.095	1.001	0.339	144.7	9:31:01
	Renault Clio						
5 1 A.Jurado	Milan Competition	9	2:24.165	1.071	0.070	144.6	9:29:15
	Renault Clio						
6 199 A.Schimpf	AST Competition	9	2:24.386	1.292	0.221	144.4	9:31:14
	Renault Clio						
7 9 A.Stucki	Stucki Motorsport	9	2:24.388	1.294	0.002	144.4	9:28:28
	Renault Clio						
8 105 A.Brigatti	Progetto E20 Motorsport	8	2:24.518	1.424	0.130	144.3	9:28:33
	Renault Clio						
9 91 L.Franca	MC Motor Tecnica	10	2:24.523	1.429	0.005	144.3	9:30:41
	Renault Clio						
10 116 G.Trebbi	MC Motor Tecnica	10	2:24.531	1.437	0.008	144.2	9:30:42
	Renault Clio						
11 101 T.Pekar	Carpek Service	5	2:24.582	1.488	0.051	144.2	9:13:14
	Renault Clio						
12 125 J.Spienkiewicz	UNIQU RACING	10	2:24.676	1.582	0.094	144.1	9:30:57
	Renault Clio						
13 60 L.Arduni	MC Motor Tecnica	5	2:24.910	1.816	0.234	143.9	9:12:47
	Renault Clio						
14 84 M.Lancellotti	Faro Racing	9	2:24.925	1.831	0.015	143.9	9:28:48
	Renault Clio						
15 113 A.Schimpf	AST Competition	8	2:25.008	1.914	0.083	143.8	9:28:03
	Renault Clio						
16 99 G.Maio	GM SPORT	3	2:25.075	1.981	0.067	143.7	9:30:54
	Renault Clio						
17 30 A.Lancellotti	Faro Racing	10	2:25.327	2.233	0.252	143.5	9:31:15
	Renault Clio						
18 211 N.Miljkovic	Tempo Racing Team	4	2:25.333	2.239	0.006	143.4	9:11:41
	Renault Clio						
19 88 M.Fleurance	T2CM	9	2:25.342	2.248	0.009	143.4	9:29:18
	Renault Clio						
20 333 G.Tim	GM SPORT	4	2:25.456	2.362	0.114	143.3	9:10:45
	Renault Clio						
21 118 F.Pagano	COSTA OVEST	7	2:25.566	2.472	0.110	143.2	9:28:25
	Renault Clio						
	Francesco Pagano						



Result List

Provisional

Autodromo Nazionale di Monza, Length: 5793m

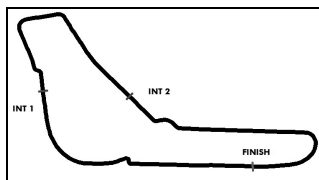
Air temperature: N/A°C

Track temperature: N/A°C

Weather condition: Dry

21 April 2023 09:00:00

Nr.	Drivers	Team	Lap	Best Time	Gap	Diff	Kph	Day Time
Cl.	Car	Entrant						
22	558 P.Bredeaux Renault Clio	Comte Racing Team Pierre Bredeaux	8	2:25.842	2.748	0.276	142.9	9:28:42
23	372 A.Cherichetti Renault Clio	MC Motortecnica Arduini Corse	9	2:25.850	2.756	0.008	142.9	9:30:47
24	7 M.Carree Renault Clio	T2CM Mikael Carree	10	2:26.045	2.951	0.195	142.7	9:31:47
25	69 Q.Stefana Renault Clio	Milan Competition Quinto Stefana	9	2:26.074	2.980	0.029	142.7	9:31:45
26	73 S.Cutini Renault Clio	Faro Racing Sandro Cutini	5	2:26.137	3.043	0.063	142.7	9:14:04
27	233 I.Mandic Renault Clio	Tempo Racing Team Ivan Mandic	10	2:26.495	3.401	0.358	142.3	9:31:27
28	21 S.Polderman Renault Clio	Chefo Sport Stephan Polderman	6	2:26.614	3.520	0.119	142.2	9:16:06
29	19 G.Coldani Renault Clio	MC Motortecnica Arduini Corse	6	2:26.630	3.536	0.016	142.2	9:15:18
30	16 L.Viguiet Renault Clio	T2CM Lionel Viguiet	9	2:26.635	3.541	0.005	142.2	9:29:22
31	38 A.Alcidi Renault Clio	Tuder Motorsport Alessio Alcidi	10	2:26.831	3.737	0.196	142.0	9:30:36
32	103 F.Miotto Renault Clio	Progetto E20 Motorsport Francesco Miotto	8	2:26.867	3.773	0.036	141.9	9:31:57
33	43 D.Puccetti Renault Clio	Rangoni Corse Puccetti Michele	5	2:27.030	3.936	0.163	141.8	9:13:25
34	3 D.Nyffeler Renault Clio	Stucki Motorsport Equipe Bernoise	6	2:27.058	3.964	0.028	141.8	9:16:11
35	169 J.Marinsek Renault Clio	Lema Racing Lema Racing	6	2:27.076	3.982	0.018	141.7	9:16:27
36	53 DUE Renault Clio	Oregon Team DUE	9	2:27.469	4.375	0.393	141.4	9:28:14
37	122 L.Longoni Renault Clio	MC Motortecnica Arduini Corse	6	2:27.558	4.464	0.089	141.3	9:15:45
38	85 B.Cauvas Renault Clio	GPA Racing Benjamin Cauvas	10	2:27.996	4.902	0.438	140.9	9:30:58
39	4 J.Baziret Renault Clio	Baziret Sport Julien Baziret	10	2:28.039	4.945	0.043	140.8	9:31:00
40	54 S.Gehin Renault Clio	T2CM Sebastien Gehin	10	2:28.560	5.466	0.521	140.3	9:31:55
41	39 A.Alcidi Renault Clio	Tuder Motorsport Alcidi Alessandro	9	2:28.632	5.538	0.072	140.3	9:28:12
42	76 M.Danetti Renault Clio	Faro Racing Massillimiano Danetti	9	2:28.944	5.850	0.312	140.0	9:29:06
43	58 C.Lin Renault Clio	UNIQ RACING UNIQ RACING Karol Dabski	9	2:29.057	5.963	0.113	139.9	9:31:21
44	17 D.Pasquali Renault Clio	Tuder Motorsport Daniele Pasquali	6	2:29.929	6.835	0.872	139.0	9:16:03
45	55 R.Steenmetz Renault Clio	Chefo Sport Rene Steenmetz	6	2:50.115	27.021	20.186	122.5	9:30:17
46	27 A.Danova Renault Clio	Essecorse Alessio Danova	3	3:06.401	43.307	16.286	111.8	9:12:29
Not classified								
	107 C.Ricciarini Renault Clio	Essecorse Cristian Ricciarini						



Autodromo Nazionale di Monza, Length: 5793m

Air temperature: N/A°C

Track temperature: N/A°C

Weather condition: Dry

Result List

Provisional

21 April 2023 09:00:00

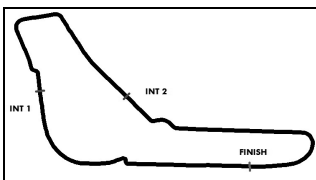
Nr. Drivers	Team	Lap	Best Time	Gap	Diff	Kph	Day Time
Cl. Car	Entrant						
82 J.Cimenes	Essecorse						
Renault Clio	Antonio Cimenes						
109 F.Savoia	Progetto E20 Motorsport						
Renault Clio	Francesco Savoia						

Selected lap times cancelled due to track limits

Subject to final scrutineering!

Publication time:	Race Director: Pierre Delettre	Timekeeper: Steffen Ruhl/Daniel Schulze
-------------------	--------------------------------	---





Pit Stops

Provisional

Autodromo Nazionale di Monza, Length: 5793m

Air temperature: N/A°C

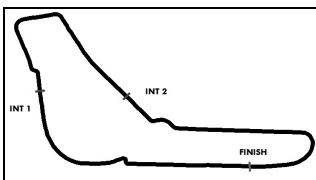
Track temperature: N/A°C

Weather condition: Dry

21 April 2023 09:00:00

Nr	Driver in	Day time in	Time in	Driver out	Day time out	Time out	Reason	Nett Time
107	Cristian Ricciarini	9:03:20.225	3:20.144	Cristian Ricciarini	9:06:09.365	6:09.284		2:49.140
82	Jacopo Guiseppe Cimenes	9:03:36.197	3:36.116	Jacopo Guiseppe Cimenes	9:06:04.785	6:04.704		2:28.588
27	Alessio Danova	9:03:38.444	3:38.363	Alessio Danova	9:06:15.280	6:15.199		2:36.836
55	Rene Steenmetz	9:04:03.354	4:03.273	Rene Steenmetz	9:08:01.082	8:01.001		3:57.728
58	Chen Han Lin	9:04:15.498	4:15.417	Chen Han Lin	9:05:45.821	5:45.740		1:30.323
109	Francesco Savoia	9:06:25.183	6:25.102	Francesco Savoia	9:09:17.656	9:17.575		2:52.473
125	Jerzy Spienkiewicz	9:08:29.332	8:29.251	Jerzy Spienkiewicz	9:09:40.360	9:40.279		1:11.028
55	Rene Steenmetz	9:10:57.647	10:57.566	Rene Steenmetz	9:14:12.005	14:11.924		3:14.358
107	Cristian Ricciarini	9:11:45.898	11:45.817	Cristian Ricciarini	9:29:49.071	29:48.990		18:03.173
82	Jacopo Guiseppe Cimenes	9:12:47.231	12:47.150					
4	Julien Baziret	9:13:23.499	13:23.418	Julien Baziret	9:15:06.394	15:06.313		1:42.895
103	Francesco Miotto	9:15:04.870	15:04.789	Francesco Miotto	9:16:54.745	16:54.664		1:49.875
15	David Pouget	9:15:18.090	15:18.009	David Pouget	9:23:28.926	23:28.845		8:10.836
27	Alessio Danova	9:15:25.893	15:25.812					
118	Francesco Pagano	9:16:00.760	16:00.679	Francesco Pagano	9:23:31.727	23:31.646		7:30.967
113	Adrian Schimpf	9:16:22.538	16:22.457	Adrian Schimpf	9:23:09.830	23:09.749		6:47.292
558	Pierre Bredeaux	9:16:27.734	16:27.653	Pierre Bredeaux	9:23:46.578	23:46.497		7:18.844
60	Leonardo Arduni	9:17:42.163	17:42.082	Leonardo Arduni	9:23:19.149	23:19.068		5:36.986
19	Gianalberto Coldani	9:17:47.299	17:47.218	Gianalberto Coldani	9:23:21.249	23:21.168		5:33.950
53	DUE	9:17:54.930	17:54.849	DUE	9:23:17.046	23:16.965		5:22.116
38	Alessio Alcidi	9:17:57.757	17:57.676	Alessio Alcidi	9:23:14.152	23:14.071		5:16.395
372	Andrea Cherichetti	9:18:04.207	18:04.126	Andrea Cherichetti	9:23:25.872	23:25.791		5:21.665
333	Gabor Tim	9:18:13.527	18:13.446	Gabor Tim	9:23:36.445	23:36.364		5:22.918
101	Tomas Pekar	9:18:19.399	18:19.318	Tomas Pekar	9:23:39.400	23:39.319		5:20.001
39	Alessandro Alcidi	9:18:22.154	18:22.073	Alessandro Alcidi	9:23:12.767	23:12.686		4:50.613
9	Andreas Stucki	9:18:44.610	18:44.529	Andreas Stucki	9:23:35.371	23:35.290		4:50.761
119	Fernando Navarrente	9:18:46.351	18:46.270	Fernando Navarrente	9:23:48.528	23:48.447		5:02.177
43	Damiano Puccetti	9:18:50.230	18:50.149	Damiano Puccetti	9:24:48.143	24:48.062		5:57.913
17	Daniele Pasquali	9:18:51.987	18:51.906	Daniele Pasquali	9:23:15.907	23:15.826		4:23.920
21	Stephan Polderman	9:18:53.953	18:53.872	Stephan Polderman	9:23:50.082	23:50.001		4:56.129
3	Daniel Nyffeler	9:18:55.995	18:55.914	Daniel Nyffeler	9:23:38.068	23:37.987		4:42.073
85	Benjamin Cauvas	9:18:58.360	18:58.279	Benjamin Cauvas	9:23:30.902	23:30.821		4:32.542
84	Mattia Lancellotti	9:19:01.010	19:00.929	Mattia Lancellotti	9:23:56.799	23:56.718		4:55.789
30	Alex Lancelloti	9:19:02.251	19:02.170	Alex Lancelloti	9:23:57.844	23:57.763		4:55.593
169	Jaka Marinsek	9:19:06.753	19:06.672	Jaka Marinsek	9:23:52.139	23:52.058		4:45.386
199	Alejandro Schimpf	9:19:10.193	19:10.112	Alejandro Schimpf	9:23:54.284	23:54.203		4:44.091
73	Sandro Cutini	9:19:14.442	19:14.361	Sandro Cutini	9:23:59.533	23:59.452		4:45.091
211	Nikola Miljkovic	9:19:22.445	19:22.364	Nikola Miljkovic	9:24:03.358	24:03.277		4:40.913
58	Chen Han Lin	9:19:36.282	19:36.201	Chen Han Lin	9:23:44.777	23:44.696		4:08.495
5	Nicolas Milan	9:19:45.930	19:45.849	Nicolas Milan	9:24:20.077	24:19.996		4:34.147
1	Anthony Jurado	9:19:47.945	19:47.864	Anthony Jurado	9:24:22.482	24:22.401		4:34.537
103	Francesco Miotto	9:19:50.048	19:49.967	Francesco Miotto	9:24:31.826	24:31.745		4:41.778
88	Marc Fleurance	9:19:55.512	19:55.431	Marc Fleurance	9:24:25.336	24:25.255		4:29.824
55	Rene Steenmetz	9:20:00.965	20:00.884	Rene Steenmetz	9:24:37.111	24:37.030		4:36.146
7	Mickael Carree	9:20:03.824	20:03.743	Mickael Carree	9:24:26.662	24:26.581		4:22.838



**Pit Stops**

Provisional

21 April 2023 09:00:00

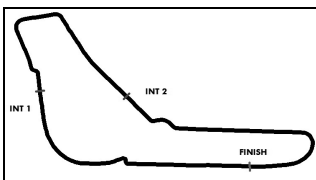
Autodromo Nazionale di Monza, Length: 5793m

Air temperature: N/A°C

Track temperature: N/A°C

Weather condition: Dry

Nr	Driver in	Day time in	Time in	Driver out	Day time out	Time out	Reason	Nett Time
125	Jerzy Spienkiewicz	9:20:06.292	20:06.211	Jerzy Spienkiewicz	9:23:41.214	23:41.133		3:34.922
69	Quinto Stefana	9:20:10.414	20:10.333	Quinto Stefana	9:24:23.703	24:23.622		4:13.289
76	Massimiliano Danetti	9:20:16.396	20:16.315	Massimiliano Danetti	9:24:07.392	24:07.311		3:50.996
105	Alessandro Brigatti	9:20:17.339	20:17.258	Alessandro Brigatti	9:23:42.521	23:42.440		3:25.182
16	Lionel Viguier	9:20:28.725	20:28.644	Lionel Viguier	9:24:27.945	24:27.864		3:59.220
233	Ivan Mandic	9:20:30.357	20:30.276	Ivan Mandic	9:24:04.163	24:04.082		3:33.806
91	Luca Franca	9:20:31.917	20:31.836	Luca Franca	9:23:24.294	23:24.213		2:52.377
54	Sebastien Gehin	9:20:33.094	20:33.013	Sebastien Gehin	9:24:29.015	24:28.934		3:55.921
116	Giacomo Trebbi	9:20:34.864	20:34.783	Giacomo Trebbi	9:23:26.545	23:26.464		2:51.681
4	Julien Baziret	9:20:36.501	20:36.420	Julien Baziret	9:23:32.956	23:32.875		2:56.455
12	Gabriele Torelli	9:20:37.867	20:37.786	Gabriele Torelli	9:24:42.193	24:42.112		4:04.326
122	Ludovic Longoni	9:23:00.195	23:00.114	Ludovic Longoni	9:25:06.587	25:06.506		2:06.392
105	Alessandro Brigatti	9:31:03.380	31:03.299					
101	Tomas Pekar	9:31:06.554	31:06.473					
107	Cristian Ricciarini	9:32:38.377	32:38.296					



Sector List

Provisional

Autodromo Nazionale di Monza, Length: 5793m

Air temperature: N/A°C

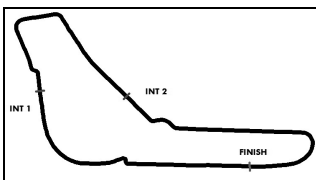
Track temperature: N/A°C

Weather condition: Dry

21 April 2023 09:00:00

Lap Id	Time	SE1	SP1	SE2	SP2	SE3	SP3	TSP	Lap Id	Time	SE1	SP1	SE2	SP2	SE3	SP3	TSP		
1 Jurado, FRA(#1)									theoretical besttime: 2:23.646										
1	0	4:35.765	2:53.692	185	50.625	196	51.448	177	140	6	0	2:24.960	45.419	192	50.135	198	49.406	180	190
2	0	2:25.768	46.155	191	49.969	199	49.644	180	170	7	0	3:14.039	45.434	192	1:04.824	102	1:23.781	31	187
3	0	2:24.705	45.832	191	49.238	199	49.635	179	180	8	0	6:53.196	5:13.155	191	49.781	201	50.260	177	154
4	0	2:27.644	47.719	154	50.146	200	49.779	180	177	9	0	2:24.165	45.716	191	48.955	199	49.494	179	193
5	0	2:24.346	45.433	193	49.641	200	49.272	180	187	10	0	2:24.411	45.520	191	49.598	199	49.293	180	188
3 Nyffeler, CHE(#1)									theoretical besttime: 2:26.640										
1	0	3:31.887	1:41.753	153	54.684	148	55.450	176	105	6	0	2:27.058	46.283	189	49.961	191	50.814	176	171
2	0	2:35.457	50.442	181	51.869	181	53.146	177	137	7	0	2:54.585	46.199	190	52.968	139	1:15.418	31	170
3	0	2:32.304	46.958	184	50.875	179	54.471	176	168	8	0	7:05.329	5:20.128	180	52.831	127	52.370	178	135
4	0	2:35.399	47.375	190	55.676	173	52.348	179	156	9	0	2:27.898	46.028	191	50.603	163	51.267	177	177
5	0	2:28.391	47.176	189	49.904	187	51.311	179	155	10	0	2:27.626	46.690	190	49.798	198	51.138	176	161
4 Baziret, FRA(#1)									theoretical besttime: 2:27.644										
1	0	3:15.462	1:29.131	170	53.006	182	53.325	170	109	6	0	4:06.925	2:23.503	175	51.838	192	51.584	171	153
2	0	2:30.920	47.612	183	50.754	190	52.554	172	173	7	0	3:12.980	51.373	172	53.250	144	1:28.357	21	136
3	0	2:35.995	47.420	183	55.820	141	52.755	173	178	8	0	5:12.834	3:30.388	185	51.006	189	51.440	175	143
4	0	2:28.824	47.002	184	50.824	194	50.998	173	182	9	0	2:28.935	46.912	185	50.758	195	51.265	177	170
5	0	2:38.670	47.020	185	50.360	192	1:01.290	48	173	10	0	2:28.039	47.307	187	49.821	195	50.911	177	165
5 Milan, FRA(#1)									theoretical besttime: 2:23.647										
1	0	4:36.603	2:53.041	187	50.358	196	53.204	178	141	6	0	2:23.647	45.297	191	49.028	198	49.322	179	197
2	0	2:26.283	46.334	193	49.777	200	50.172	181	169	7	0	3:13.757	45.317	192	1:06.575	98	1:21.865	32	194
3	0	2:25.026	45.948	193	49.078	197	50.000	182	177	8	0	6:56.446	5:15.002	191	49.526	199	51.918	174	148
4	0	2:24.363	45.531	191	49.152	199	49.680	179	186	9	0	2:26.845	46.246	193	49.475	199	51.124	178	186
5	0	2:24.609	45.394	191	49.685	198	49.530	179	190	10	0	2:28.046	48.368	193	49.603	203	50.075	181	141
7 Carree, FRA(#1)									theoretical besttime: 2:25.750										
1	0	4:45.300	2:59.562	187	53.640	190	52.098	177	91	6	0	2:27.421	45.959	190	50.136	198	51.326	180	183
2	0	2:28.034	46.165	190	50.209	196	51.660	178	181	7	0	3:05.396	55.117	118	59.636	152	1:10.643	38	157
3	0	2:26.954	46.002	191	49.731	198	51.221	179	184	8	0	6:43.256	5:02.037	190	50.377	199	50.842	180	144
4	0	2:29.331	48.238	178	50.350	198	50.743	179	179	9	0	2:26.714	45.960	192	50.217	200	50.537	180	167
5	0	2:28.917	45.954	193	51.124	188	51.839	178	173	10	0	2:26.045	45.841	193	50.026	201	50.178	180	180
9 Stucki, CHE(#1)									theoretical besttime: 2:24.388										
1	0	3:30.292	1:40.925	155	54.193	158	55.174	177	103	6	0	2:25.621	45.658	190	49.634	198	50.329	178	193
2	0	2:31.410	47.462	187	50.855	162	53.093	178	157	7	0	3:00.920	45.736	191	49.854	197	1:25.330	48	193
3	0	2:27.847	46.026	190	50.301	192	51.520	179	170	8	0	7:12.094	5:31.361	175	50.056	198	50.677	181	141
4	0	2:28.620	46.049	180	51.295	185	51.276	180	178	9	0	2:24.388	45.363	192	49.379	199	49.646	180	181
5	0	2:26.259	45.916	190	49.525	197	50.818	177	176	10	0	2:25.465	45.473	193	49.653	200	50.339	181	182
12 Torelli, ITA(#1)									theoretical besttime: 2:22.935										
1	0	3:08.937	1:27.902	170	50.594	199	50.441	181	117	7	0	2:27.893	45.617	193	48.796	200	53.480	158	190
2	0	2:25.115	46.245	194	49.010	202	49.860	183	167	8	0	3:14.666	51.862	170	54.043	148	1:28.761	20	135
3	0	2:23.475	45.242	193	48.644	199	49.589	180	188	9	0	6:13.983	4:35.747	193	48.790	200	49.446	179	155
4	0	2:23.252	45.372	194	48.495	205	49.385	181	187	10	0	2:23.372	45.498	194	48.526	202	49.348	179	195
5	0	2:24.852	45.641	195	49.372	195	49.839	180	182	11	0	2:23.094	45.184	194	48.403	201	49.507	180	199
6	0	2:23.671	45.417	192	48.598	201	49.656	178	195										
15 Pouget, FRA(#1)									theoretical besttime: 2:23.101										
1	0	3:07.726	1:27.463	171	50.066	194	50.197	180	119	6	0	2:39.515	49.933	189	49.665	200	59.917	47	202
2	0	2:25.049	46.021	193	48.906	199	50.122	180	175	7	0	10:36.054	8:52.761	187	51.835	167	51.458	180	144
3	0	2:23.756	45.346	192	49.383	199	49.027	181	193	8	0	2:26.053	45.599	195	50.410	199	50.044	181	187
4	0	2:24.356	45.168	191	49.514	200	49.674	184	192	9	0	2:26.056	45.289	196	50.270	202	50.497	179	182
5	0	2:24.107	45.211	192	49.225	200	49.671	179	186										
16 Viguier, FRA(#1)									theoretical besttime: 2:26.290										
1	0	4:46.076	3:00.950	186	52.730	173	52.396	180	90	6	0	2:28.276	46.114	195	51.262	193	50.900	179	170
2	0	2:29.273	46.671	189	50.936	184	51.666	180	167	7	0	3:23.030	56.645	110	1:05.822	117	1:20.563	31	173
3	0	2:27.777	45.917	192	50.257	188	51.603	179	193	8	0	6:18.045	4:37.193	191	50.364	190	50.488	182	156
4	0	2:32.132	49.353	157	51.326	188	51.453	181	155	9	0	2:26.635	46.262	192	50.173	199	50.200	182	165





Sector List

Autodromo Nazionale di Monza, Length: 5793m

Air temperature: N/A°C

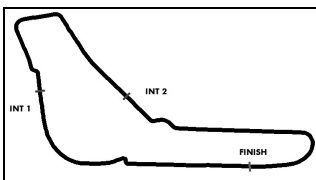
Track temperature: N/A°C

Weather condition: Dry

Provisional

21 April 2023 09:00:00

Lap	Id	Time	SE1	SP1	SE2	SP2	SE3	SP3	TSP	Lap	Id	Time	SE1	SP1	SE2	SP2	SE3	SP3	TSP
5	0	2:30.618	46.574	195	53.098	181	50.946	181	165	10	0	2:28.349	46.054	194	51.398	198	50.897	180	163
17 Pasquali, ITA(#1)										theoretical besttime: 2:29.654									
1	0	3:05.512	1:13.925	151	55.383	175	56.204	177	110	6	0	2:29.929	46.833	170	51.437	189	51.659	178	171
2	0	2:38.389	51.126	172	53.699	179	53.564	177	140	7	0	2:56.563	47.081	188	54.835	129	1:14.647	37	164
3	0	2:40.186	52.379	166	53.972	169	53.835	178	154	8	0	6:47.568	5:02.306	186	51.517	187	53.745	174	145
4	0	2:36.220	50.091	171	52.617	171	53.512	178	170	9	0	2:34.793	50.792	178	51.514	200	52.487	177	170
5	0	2:32.740	48.705	188	51.167	184	52.868	178	132	10	0	2:30.836	46.828	189	51.359	196	52.649	175	159
19 Coldani, ITA(#1)										theoretical besttime: 2:26.164									
1	0	2:49.929	1:01.077	168	55.094	170	53.758	177	118	6	0	2:26.630	45.836	192	49.936	199	50.858	177	193
2	0	2:31.190	47.714	182	51.372	191	52.104	177	169	7	0	2:35.289	46.068	191	50.069	199	59.152	48	182
3	0	2:29.811	46.335	191	51.848	193	51.628	177	177	8	0	7:54.220	6:13.246	191	50.309	199	50.665	180	135
4	0	2:28.929	46.213	190	51.039	194	51.677	177	177	9	0	2:27.220	46.800	192	49.990	199	50.430	179	166
5	0	2:31.683	48.712	188	51.305	195	51.666	177	190	10	0	2:27.091	45.798	194	50.860	194	50.433	178	183
21 Polderman, NLD(#1)										theoretical besttime: 2:23.633									
1	0	3:46.661	2:00.837	158	52.878	158	52.946	180	101	6	0	2:26.614	45.463	193	50.173	188	50.978	180	177
2	0	2:27.437	46.454	185	48.050	181	52.933	181	160	7	0	2:56.076	45.376	186	54.501	125	1:16.199	38	180
3	0	2:30.088	47.233	183	52.095	173	50.760	182	152	8	0	7:18.178	5:34.522	171	50.894	175	52.762	183	155
4	0	2:27.879	46.503	192	50.664	188	50.712	181	156	9	0	2:28.879	45.887	189	50.130	194	52.862	183	168
5	0	2:26.812	46.204	187	49.793	189	50.815	181	155	10	0	2:28.605	48.470	186	49.928	199	50.207	183	165
27 Danova, ITA(#1)										theoretical besttime: 2:51.486									
1	0	3:45.032	1:31.692	142	1:00.718	151	1:12.622	46	110	3	0	3:06.401	1:10.915	116	58.627	162	56.859	142	115
2	0	5:37.737	3:22.678	151	1:04.108	132	1:10.951	111	133	4	0	3:03.025	56.000	153	1:00.041	158	1:06.984	48	160
30 Lancellotti, ITA(#1)										theoretical besttime: 2:24.748									
1	0	4:04.589	2:12.921	132	57.594	165	54.074	176	100	6	0	2:26.150	45.781	191	49.539	195	50.830	179	173
2	0	2:29.914	47.915	187	50.852	199	51.147	179	150	7	0	2:45.684	45.405	191	50.479	193	1:09.800	29	183
3	0	2:31.587	46.178	192	52.855	155	52.554	180	166	8	0	7:10.721	5:30.312	188	49.882	181	50.527	179	155
4	0	2:26.042	45.798	188	49.642	199	50.602	179	174	9	0	2:25.687	46.064	192	49.358	200	50.265	180	170
5	0	2:29.220	47.839	188	50.085	195	51.296	179	179	10	0	2:25.327	45.592	194	49.750	199	49.985	181	164
38 Alci, ITA(#1)										theoretical besttime: 2:26.711									
1	0	3:01.834	1:11.555	158	55.529	171	54.750	178	112	6	0	2:27.567	46.409	191	50.077	199	51.081	179	171
2	0	2:32.129	47.595	184	51.527	188	53.007	181	154	7	0	2:36.266	46.250	192	49.806	200	1:00.210	50	170
3	0	2:29.217	46.540	193	50.564	197	52.113	177	170	8	0	7:38.744	5:57.185	193	50.524	196	51.035	178	143
4	0	2:28.172	46.337	191	50.411	196	51.424	177	171	9	0	2:26.931	46.416	191	49.823	198	50.692	177	171
5	0	2:27.955	46.626	191	50.130	198	51.199	178	170	10	0	2:26.831	46.213	191	49.816	198	50.802	178	179
39 Alci, ITA(#1)										theoretical besttime: 2:28.373									
1	0	3:00.516	1:11.202	158	54.697	164	54.617		123	6	0	2:31.779	47.525	190	51.939	179	52.315	178	155
2	0	2:32.203	47.625	186	51.599	184	52.979	178	162	7	0	2:49.027	46.784	190	50.974	190	1:11.269	30	161
3	0	2:34.594	50.140	189	51.907	182	52.547	178	173	8	0	7:11.891	5:28.456	187	51.730	184	51.705	178	140
4	0	2:30.554	47.444	188	50.907	187	52.203	179	150	9	0	2:28.632	46.534	191	50.763	192	51.335	179	159
5	0	2:32.776	47.495	189	52.462	183	52.819	160	155	10	0	2:33.174	47.334	190	54.764	188	51.076	180	168
43 Puccetti, ITA(#1)										theoretical besttime: 2:26.781									
1	0	3:25.241	1:29.403	146	58.276	157	57.562	164	129	6	0	2:28.464	46.423	192	50.589	197	51.452	175	185
2	0	2:33.192	48.505	187	51.270	191	53.417	176	147	7	0	3:04.459	50.356	186	51.354	167	1:22.749	39	189
3	0	2:30.048	47.563	191	50.891	185	51.594	177	148	8	0	8:20.700	6:38.089	177	50.898	184	51.713	176	142
4	0	2:29.179	46.435	184	51.109	196	51.635	177	175	9	0	2:27.466	46.533	189	49.904	196	51.029	176	177
5	0	2:27.030	46.672	185	49.576	194	50.782	181	167	10	0	2:27.963	46.490	189	50.153	197	51.320	176	177
53 DUE, ITA(#1)										theoretical besttime: 2:26.678									
1	0	2:57.075	1:09.065	156	53.966	182	54.044	176	126	6	0	2:29.082	46.683	190	51.101	196	51.298	176	168
2	0	2:32.022	48.112	189	51.555	194	52.355	178	176	7	0	2:35.584	46.359	190	50.943	196	58.282	45	186
3	0	2:30.483	47.286	183	51.651	191	51.546	177	171	8	0	7:45.522	6:01.601	188	51.643	192	52.278	175	157
4	0	2:28.104	46.169	191	50.816	196	51.119	177	187	9	0	2:27.469	46.525	193	49.851	188	51.093	180	181
5	0	2:28.217	46.526	190	50.188	196	51.503	176	166	10	0	2:33.499	46.078	194	56.672	190	50.749	178	180



Sector List

Provisional

Autodromo Nazionale di Monza, Length: 5793m

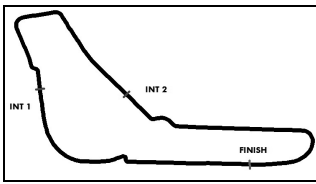
Air temperature: N/A°C

Track temperature: N/A°C

Weather condition: Dry

21 April 2023 09:00:00

Lap Id	Time	SE1	SP1	SE2	SP2	SE3	SP3	TSP	Lap Id	Time	SE1	SP1	SE2	SP2	SE3	SP3	TSP		
54	Gehin, FRA(#1)	theoretical besttime: 2:27.827																	
1	0	4:53.849	3:04.148	179	55.671	179	54.030	176	86	6	0	2:28.612	46.577	185	51.242	200	50.793	179	172
2	0	2:31.594	47.435	187	51.577	194	52.582	176	169	7	0	3:18.692	51.828	129	1:00.282	119	1:26.582	24	147
3	0	2:31.325	47.674	187	51.255	190	52.396	176	168	8	0	6:12.234	4:30.495	191	50.767	195	50.972	179	151
4	0	2:31.297	47.743	186	51.485	191	52.069	177	158	9	0	2:29.294	46.457	191	51.228	196	51.609	179	167
5	0	2:29.653	46.875	188	51.079	195	51.699	177	167	10	0	2:28.560	46.267	192	51.175	200	51.118	179	173
55	Steenmetz, NLD(#1)	theoretical besttime: 2:49.958																	
1	0	4:09.766	2:00.646	132	1:01.049	149	1:08.071	48	92	4	0	3:08.300	58.785	127	59.053	158	1:10.462	34	160
2	0	6:54.203	4:48.404	151	58.485	153	1:07.314	48	127	5	0	7:17.250	5:22.343	151	57.308	159	57.599	144	126
3	0	5:56.925	4:01.926	152	57.486	158	57.513	144	128	6	0	2:50.115	55.672	150	56.773	137	57.670	145	157
58	Lin, TPE(#1)	theoretical besttime: 2:28.278																	
1	0	4:23.069	2:04.875	125	1:02.096	136	1:16.098	37	89	6	0	3:07.556	46.814	181	58.751	120	1:21.991	34	157
2	0	4:18.116	2:19.708	156	1:00.143	152	58.265	162	128	7	0	6:35.988	4:49.756	162	52.221	176	54.011	171	143
3	0	2:40.546	52.465	164	53.161	164	54.920	175	121	8	0	2:31.810	48.100	183	52.296	175	51.414	180	151
4	0	2:42.300	48.963	160	56.477	174	56.860	171	152	9	0	2:29.057	46.488	184	50.376	186	52.193	180	163
5	0	2:32.700	47.804	163	52.195	177	52.701	178	162										
60	Arduni, ITA(#1)	theoretical besttime: 2:24.910																	
1	0	2:57.609	1:08.716	164	55.066	185	53.827	176	117	6	0	2:26.565	45.962	192	50.238	198	50.365	175	183
2	0	2:30.610	48.088	184	51.172	196	51.350	178	166	7	0	2:35.166	45.957	191	50.730	197	58.479	49	189
3	0	2:27.325	46.463	190	50.640	197	50.222	178	174	8	0	7:57.697	6:16.605	186	50.150	199	50.942	176	143
4	0	2:26.174	46.250	183	49.794	190	50.130	182	179	9	0	2:26.972	46.703	190	49.716	198	50.553	178	176
5	0	2:24.910	45.633	194	49.387	199	49.890	179	172	10	0	2:30.380	45.933	190	51.535	193	52.912	151	185
69	Stefana, ITA(#1)	theoretical besttime: 2:26.074																	
1	0	4:37.620	2:55.570	177	51.176	195	50.874	180	126	5	0	2:27.807	46.677	191	50.409	201	50.721	180	151
2	0	2:27.551	46.250	189	50.456	198	50.845	178	175	6	0	3:10.072	54.327	114	1:01.221	143	1:14.524	32	162
3	0	2:28.106	46.596	193	50.958	198	50.552	178	164	7	0	6:33.835	4:52.426	187	51.180	187	50.229	180	148
4	0	2:34.126	50.596	161	51.384	194	52.146	180	148	8	0	2:26.348	46.237	185	49.788	200	50.323	180	157
5	0	2:33.692	44.460	189	53.784	168	55.354	180	170	9	0	2:26.074	46.097	192	49.748	200	50.229	178	170
73	Cutini, ITA(#1)	theoretical besttime: 2:26.098																	
1	0	4:10.121	2:15.104	118	59.748	163	55.269	178	89	6	0	2:26.394	45.892	195	49.664	201	50.838	178	182
2	0	2:30.706	47.341	189	50.806	190	52.559	180	154	7	0	2:54.778	45.912	193	55.336	152	1:13.530	27	186
3	0	2:29.026	46.580	183	50.602	186	51.844	180	165	8	0	7:02.764	5:21.070	193	50.193	200	51.501	179	144
4	0	2:27.824	46.722	191	49.781	187	51.321	181	171	9	0	2:27.138	46.305	192	49.839	200	50.994	178	179
5	0	2:26.137	45.931	193	49.418	199	50.788	180	179	10	0	2:28.032	47.069	191	50.137	200	50.826	180	183
76	Danetti, ITA(#1)	theoretical besttime: 2:28.944																	
1	0	4:14.092	2:15.336	124	1:00.080	160	58.676	176	90	6	0	2:30.579	47.088	192	51.364	178	52.127	179	147
2	0	2:37.166	48.941	169	53.264	175	54.961	176	142	7	0	3:15.638	58.300	115	1:00.438	139	1:16.900	28	160
3	0	2:40.134	50.641	172	55.244	162	54.249	177	146	8	0	6:10.972	4:27.672	180	51.231	186	52.069	177	135
4	0	2:35.752	51.902	171	51.501	187	52.349	175	132	9	0	2:28.944	46.850	191	50.450	197	51.644	176	162
5	0	2:32.522	47.314	177	52.818	177	52.390	176	149	10	0	2:31.438	48.427	188	51.065	190	51.946	177	167
82	Cimenes, ITA(#1)	theoretical besttime: 3:26.735																	
1	0	3:42.505	1:24.906	124	1:05.164	125	1:12.435	47	101	3	0	3:31.185	1:10.586	111	1:06.414	117	1:14.185	49	120
2	0	5:39.716	3:23.567	118	1:04.773	127	1:11.376	115	106										
84	Lancellotti, ITA(#1)	theoretical besttime: 2:24.590																	
1	0	4:04.983	2:13.625	125	58.128	175	53.230	180	98	6	0	2:25.649	45.534	191	49.955	198	50.160	178	182
2	0	2:28.002	46.946	190	50.460	197	50.596	178	164	7	0	2:53.287	45.889	191	50.781	141	1:16.617	31	180
3	0	2:26.517	45.866	191	50.050	192	50.601	180	176	8	0	7:11.252	5:30.917	189	49.963	196	50.372	178	154
4	0	2:26.608	46.530	191	49.791	196	50.287	179	155	9	0	2:24.925	44.673	192	49.802	201	50.450	180	180
5	0	2:26.258	45.891	192	49.881	198	50.486	178	176	10	0	2:41.333	1:01.125	169	50.082	199	50.126	171	186



Sector List

Provisional

Autodromo Nazionale di Monza, Length: 5793m

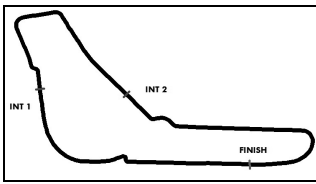
Air temperature: N/A°C

Track temperature: N/A°C

Weather condition: Dry

21 April 2023 09:00:00

Lap Id	Time	SE1	SP1	SE2	SP2	SE3	SP3	TSP	Lap Id	Time	SE1	SP1	SE2	SP2	SE3	SP3	TSP		
85 Cauvas, FRA(#1)									theoretical besttime: 2:26.782										
1	0	3:29.599	1:35.405	136	57.509	143	56.685	175	107	6	0	2:31.530	49.657	187	50.511	197	51.362	177	185
2	0	2:38.979	51.653	182	52.416	184	54.910	177	159	7	0	2:53.624	45.672	190	52.180	135	1:15.772	32	183
3	0	2:32.968	48.664	186	51.416	194	52.888	178	153	8	0	6:54.235	5:10.986	181	51.530	173	51.719	179	144
4	0	2:31.428	46.478	190	52.474	196	52.476	179	176	9	0	2:28.255	47.145	188	49.798	198	51.312	179	170
5	0	2:29.556	46.749	191	50.602	196	52.205	177	151	10	0	2:27.996	46.425	192	50.044	199	51.527	178	172
88 Fleurance, FRA(#1)									theoretical besttime: 2:25.013										
1	0	4:47.337	3:02.925	173	51.940	167	52.472	179	92	6	0	2:25.870	46.019	191	49.521	201	50.330	178	173
2	0	2:28.567	46.546	188	50.237	184	51.784	180	155	7	0	2:57.325	52.387	126	56.579	139	1:08.359	35	173
3	0	2:27.435	46.159	190	50.022	185	51.254	182	173	8	0	6:49.367	5:09.507	191	49.912	198	49.948	179	151
4	0	2:29.753	48.606	149	50.079	197	51.068	179	164	9	0	2:25.342	45.698	192	49.850	200	49.794	177	169
5	0	2:26.470	45.819	191	49.962	191	50.689	177	168	10	0	2:25.961	46.056	191	49.837	198	50.068	178	185
91 Franca, ITA(#1)									theoretical besttime: 2:23.858										
1	0	2:46.902	1:01.407	180	52.638	179	52.857	176	126	6	0	2:24.842	45.174	192	49.755	199	49.913	178	193
2	0	2:30.881	49.386	186	50.900	196	50.595	177	187	7	0	3:18.959	52.577	133	1:01.027	121	1:25.355	25	150
3	0	2:26.089	45.826	190	50.072	198	50.191	178	188	8	0	5:05.574	3:26.391	193	49.459	200	49.724	181	156
4	0	2:25.379	45.464	190	49.682	198	50.233	178	191	9	0	2:27.521	48.837	189	49.261	200	49.423	181	188
4	0	2:24.910	45.624	191	49.445	199	49.841	179	191	10	0	2:24.523	45.269	194	49.742	202	49.512	179	191
5	0	2:25.096	45.817	191	49.535	200	49.744	179	196										
99 Maio, FRA(#1)									theoretical besttime: 2:25.009										
1	0	26:03.694	24:23.005	145	50.518	202	50.171	181	139	3	0	2:25.075	45.488	193	49.350	201	50.237	179	184
2	0	2:25.520	45.761	192	49.544	202	50.215	180	173										
101 Pekar, CZE(#1)									theoretical besttime: 2:24.024										
1	0	3:28.812	1:38.217	185	51.521	193	59.074	163	115	6	0	2:25.549	45.510	194	50.156	200	49.883	179	183
2	0	2:29.464	47.336	187	50.332	183	51.796	179	189	7	0	2:47.584	45.401	194	49.425	201	1:12.758	37	184
3	0	2:26.048	45.644	192	50.310	200	50.094	182	184	8	0	7:38.852	5:59.214	185	50.142	202	49.496	181	147
4	0	2:25.152	45.103	195	49.992	199	50.057	180	182	9	0	2:24.872	45.305	195	49.435	193	50.132	182	180
5	0	2:24.582	45.395	194	49.488	200	49.699	180	192	10	0	2:47.203	48.647	138	52.227	198	1:06.329	20	174
103 Miotto, ITA(#1)									theoretical besttime: 2:26.867										
1	0	4:54.969	3:05.876	168	55.290	163	53.803	176	87	5	0	4:48.346	2:29.684	152	1:01.206	113	1:17.456	30	156
2	0	2:33.275	48.548	168	52.252	180	52.475	178	151	6	0	7:02.365	5:18.513	161	51.884	188	51.968	178	147
3	0	2:30.749	47.176	187	51.201	190	52.372	177	152	7	0	2:28.144	45.997	191	50.553	197	51.594	178	188
4	0	2:30.156	46.890	190	50.961	187	52.305	177	155	8	0	2:26.867	45.570	192	49.949	199	51.348	179	190
5	0	2:41.969	46.376	192	51.674	189	1:04.009	48	164										
105 Brigatti, ITA(#1)									theoretical besttime: 2:24.127										
1	0	4:48.807	2:59.444	158	54.758	168	54.605	178	125	5	0	2:26.148	46.318	191	49.531	198	50.299	180	172
2	0	2:28.294	47.317	184	50.045	198	50.932	180	154	6	0	3:15.975	58.681	115	1:00.031	145	1:17.263	27	166
3	0	2:26.576	46.425	191	48.825	186	51.326	182	166	7	0	5:40.916	4:01.589	193	49.441	192	49.886	179	140
3	0	2:31.836	49.270	165	51.566	197	51.000	181	151	8	0	2:24.518	45.427	194	48.814	203	50.277	180	183
4	0	2:29.398	48.899	189	50.179	198	50.320	180	157	9	0	2:37.252	46.942	167	49.677	181	1:00.633	47	153
107 Ricciarini, ITA(#1)									theoretical besttime: 2:46.729										
1	0	3:26.433	1:21.968	134	58.286	155	1:06.179	47	108	3	0	2:57.870	55.039	150	58.151	164	1:04.680	48	141
2	0	5:27.957	3:35.719	159	56.340	175	55.898	150	121	4	0	20:52.497	18:50.314	157	55.792	164	1:06.391	48	124
109 Savoia, ITA(#1)									theoretical besttime: 2:30.350										
1	0	3:32.464	1:45.875	170	52.902	175	53.687	179	120	3									140
2	0	2:57.283	46.944	192	49.719	195	1:20.620	64	153										
113 Schimpf, ESP(#1)									theoretical besttime: 2:24.335										
1	0	4:06.959	2:11.046	116	1:01.937	167	53.976	172	88	6	0	2:33.390	45.211	193	49.335	199	58.844	49	190
2	0	2:30.736	47.322	187	50.275	196	53.139	179	165	7	0	9:08.967	7:29.072	187	49.885	196	50.010	177	155
3	0	2:26.969	45.486	192	49.772	178	51.711	179	186	8	0	2:25.008	45.431	191	49.788	197	49.789	178	192
4	0	2:25.202	45.328	193	49.791	198	50.083	179	189	9	0	2:24.277	45.449	191	48.757	197	50.074	178	195
5	0	2:25.430	45.244	193	50.098	199	50.088	179	177	9			50.072	142	57.864	155			142



Sector List

Provisional

Autodromo Nazionale di Monza, Length: 5793m

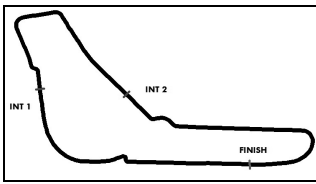
Air temperature: N/A°C

Track temperature: N/A°C

Weather condition: Dry

21 April 2023 09:00:00

Lap Id	Time	SE1	SP1	SE2	SP2	SE3	SP3	TSP	Lap Id	Time	SE1	SP1	SE2	SP2	SE3	SP3	TSP		
116 Trebbi, ITA(#1)									theoretical besttime: 2:24.468										
1	0	2:48.403	1:02.996	167	52.534	169	52.873	178	126	6	0	2:25.674	45.657	191	49.567	199	50.450	178	188
2	0	2:30.401	48.431	185	50.796	180	51.174	180	178	7	0	3:18.360	50.025	121	1:00.169	118	1:28.166	23	142
3	0	2:27.085	46.183	192	50.349	198	50.553	180	167	8	0	5:05.241	3:24.848	188	49.878	199	50.515	179	143
4	0	2:25.663	45.742	192	49.244	195	50.680	180	180	9	0	2:25.073	45.877	191	49.634	201	49.562	180	173
4	0	2:25.676	45.937	192	49.654	199	50.085	179	180	10	0	2:24.531	45.676	192	49.249	201	49.606	182	184
5	0	2:26.042	46.294	192	49.379	199	50.369	178	174										
118 Pagano, ITA(#1)									theoretical besttime: 2:25.122										
1	0	3:23.961	1:30.130	151	57.474	154	56.357	173	115	5	0	2:40.732	46.349	191	50.169	189	1:04.214	43	174
2	0	2:34.850	49.121	185	51.655	181	54.074	182	155	6	0	9:51.359	8:10.172	184	50.801	180	50.386	178	145
3	0	2:33.982	50.611	188	52.259	162	51.112	179	172	7	0	2:25.566	46.050	189	48.686	183	50.830	178	178
4	0	2:27.792	46.579	190	50.136	175	51.077	181	164	8	0	2:34.294	46.281	191	49.928	192	58.085	144	162
5	0	2:26.609	46.864	190	48.674	174	51.074	176	166										
119 Navarrente, ESP(#1)									theoretical besttime: 2:23.752										
1	0	3:45.798	1:59.368	177	52.628	170	53.802	175	105	5	0	2:24.314	45.836	192	48.545	191	49.933	179	163
2	0	2:27.697	47.997	177	48.515	176	51.185	179	143	6	0	2:54.538	45.699	191	48.498	192	1:20.341	47	167
3	0	2:28.899	48.444	185	50.191	182	50.264	181	162	7	0	7:20.380	5:41.409	172	49.257	189	49.714	180	143
4	0	2:26.866	45.776	189	50.402	188	50.688	178	161	8	0	2:23.336	45.433	194	47.984	199	49.949	180	174
5	0	2:24.698	46.542	194	48.092	188	50.094	184	154	8	0	2:24.095	45.540	194	48.793	196	49.762	180	170
122 Longoni, ITA(#1)									theoretical besttime: 2:27.237										
1	0	3:04.044	1:09.073	147	58.866	172	56.105	178	117	6	0	2:27.558	46.315	193	50.275	199	50.968	179	169
2	0	2:35.274	48.138	186	53.708	193	53.428	178	146	7	0	7:21.177	45.994	193	5:23.166	144	1:12.017	49	169
3	0	2:30.610	47.114	192	50.492	183	53.004	178	146	8	0	4:35.282	2:50.045	188	52.377	196	52.860	177	142
4	0	2:37.165	47.669	187	55.434	194	54.062	180	153	9	0	2:28.722	46.525	191	50.589	199	51.608	177	165
5	0	2:30.544	46.098	193	52.947	199	51.499	180	169										
125 Spienkiewicz, POL(#1)									theoretical besttime: 2:24.509										
1	0	3:31.029	1:45.152	163	52.844	176	53.033	179	116	6	0	2:25.533	46.000	192	49.082	193	50.451	179	170
2	0	2:27.964	47.124	193	49.806	197	51.034	182	158	7	0	3:05.035	53.348	116	59.838	157	1:11.849	35	177
3	0	2:36.529	46.283	192	50.876	199	59.370	49	173	8	0	5:53.355	4:14.027	192	49.469	202	49.859	178	146
4	0	3:40.283	1:55.534	126	54.496	175	50.253	181	154	9	0	2:24.891	45.725	192	48.973	201	50.193	181	186
5	0	2:27.378	46.566	193	50.124	199	50.688	178	156	10	0	2:24.676	45.677	194	49.024	200	49.975	178	178
169 Marinsek, SLO(#1)									theoretical besttime: 2:26.594										
1	0	3:51.453	2:01.694	142	54.021	162	55.738	173	104	6	0	2:27.076	46.337	186	50.091	195	50.648	174	174
2	0	2:35.903	50.206	169	51.886	174	53.811	174	165	7	0	2:51.135	46.879	186	52.263	154	1:11.993	27	164
3	0	2:31.083	47.753	188	51.437	190	51.893	175	149	8	0	7:01.386	5:19.798	179	50.472	184	51.116	175	154
4	0	2:29.432	48.118	165	50.652	185	50.662	177	154	9	0	2:28.456	46.936	186	50.180	199	51.340	179	151
5	0	2:32.046	46.219	189	54.000	188	51.827	175	162	10	0	2:28.773	48.398	187	49.880	199	50.495	178	181
199 Schimpf, ESP(#1)									theoretical besttime: 2:24.284										
1	0	4:08.214	2:12.550	118	1:01.328	161	54.336	179	104	5	0	2:25.614	45.730	193	49.625	200	50.259	178	177
2	0	2:34.703	47.842	177	54.726	185	52.436	179	138	6	0	2:53.098	45.863	189	53.579	158	1:13.656	27	173
2	0	2:29.193	46.763	176	51.037	195	51.393	178	155	7	0	7:03.305	5:20.321	188	51.122	193	51.862	181	151
3	0	2:27.633	46.330	185	50.667	198	50.636	178	169	8	0	2:24.889	45.592	192	49.271	202	50.026	183	172
4	0	2:26.187	45.936	191	49.883	197	50.368	179	175	9	0	2:24.386	45.214	193	49.373	199	49.799	179	180
211 Miljkovic, SRB(#1)									theoretical besttime: 2:24.008										
1	0	4:21.452	2:28.917	145	59.233	150	53.302	177	72	6	0	2:25.821	45.461	194	50.595	199	49.765	180	187
2	0	2:27.960	46.577	191	49.889	200	51.494	177	168	7	0	2:56.587	45.242	193	59.158	140	1:12.187	43	195
3	0	2:26.174	46.334	191	49.723	199	50.117	178	179	8	0	6:59.875	5:20.275	192	50.005	200	49.595	179	154
4	0	2:25.333	45.921	192	49.292	200	50.120	178	180	9	0	2:26.053	45.398	194	50.894	200	49.761	182	182
5	0	2:25.852	45.612	192	50.391	198	49.849	180	189	10	0	2:25.383	45.121	193	50.034	200	50.228	179	186
233 Mandic, SRB(#1)									theoretical besttime: 2:26.495										
1	0	4:29.683	2:31.384	159	1:01.723	177	56.576	174	72	6	0	2:31.096	47.692	189	51.695	199	51.709	179	172
2	0	2:31.183	48.684	184	51.101	194	51.398	175	162	7	0	3:24.648	1:00.759	127	1:01.293	117	1:22.596	30	174
3	0	2:36.110	49.830	190	54.401	197	51.879	177	154	8	0	5:53.013	4:11.054	192	51.036	199	50.923	178	147
4	0	2:37.550	51.208	175	53.908	177	52.434	177	166	9	0	2:27.199	46.738	190	49.861	198	50.600	177	180



Sector List

Provisional

Autodromo Nazionale di Monza, Length: 5793m

Air temperature: N/A°C

Track temperature: N/A°C

Weather condition: Dry

21 April 2023 09:00:00

Lap Id	Time	SE1	SP1	SE2	SP2	SE3	SP3	TSP	Lap Id	Time	SE1	SP1	SE2	SP2	SE3	SP3	TSP
5 0	2:29.676	46.953	190	51.010	187	51.713	179	165	10 0	2:26.495	46.474	190	49.858	198	50.163	178	182

333 Tim, HUN(#1)

theoretical besttime: 2:24.654

1 0	3:24.176	1:34.611	154	55.426	158	54.139	179	113	6 0	2:26.724	45.865	191	50.708	200	50.151	180	185
2 0	2:28.060	46.729	192	50.115	193	51.216	179	164	7 0	2:43.528	45.857	192	49.698	199	1:07.973	42	171
3 0	2:27.121	46.392	192	50.018	195	50.711	179	163	8 0	7:43.878	6:03.545	181	50.342	201	49.991	181	134
4 0	2:25.456	45.946	191	49.678	200	49.832	179	183	9 0	2:26.148	45.556	195	50.344	196	50.248	182	171
5 0	2:25.689	46.256	191	49.266	199	50.167	180	177	10 0	2:27.973	46.249	194	50.345	202	51.379	180	158

372 Cherichetti, ITA(#1)

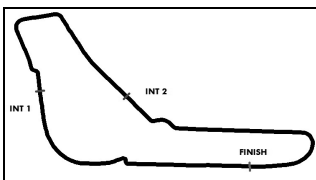
theoretical besttime: 2:25.662

1 0	2:58.857	1:06.583	173	55.274	165	57.000	175	118	6 0	2:27.093	45.927	193	50.061	199	51.105	180	178
2 0	2:36.285	48.171	185	52.376	175	55.738	179	162	7 0	2:41.344	45.797	193	49.473	196	1:06.074	47	172
3 0	2:29.508	46.913	192	50.555	196	52.040	179	152	7 0	7:43.980	6:00.942	189	51.430	185	51.608	180	151
4 0	2:29.265	46.726	193	50.571	195	51.968	179	154	8 0	2:27.194	45.906	192	49.859	198	51.429	178	181
5 0	2:28.002	46.254	192	50.343	190	51.405	180	164	9 0	2:25.850	45.648	191	50.047	199	50.155	182	189

558 Bredeaux, FRA(#1)

theoretical besttime: 2:25.285

1 0	3:52.143	1:53.969	138	1:00.175	129	57.999	178	88	6 0	2:40.544	45.609	184	53.841	180	1:01.094	47	171
2 0	2:38.457	48.668	161	53.648	110	56.141	178	142	7 0	9:41.729	7:59.889	176	50.123	179	51.717	178	139
3 0	2:29.156	47.269	182	50.257	186	51.630	181	143	8 0	2:25.842	46.064	188	49.540	198	50.238	179	162
4 0	2:27.236	46.628	186	49.849	180	50.759	180	152	9 0	2:25.987	45.992	192	49.859	199	50.136	180	177
5 0	2:26.485	45.823	191	49.956	200	50.706	179	174									



Top speed list

Provisional

Autodromo Nazionale di Monza, Length: 5793m

Air temperature: N/A°C

Track temperature: N/A°C

Weather condition: Dry

21 April 2023 09:00:00

#	Name (NAT)	Team	Car name	Speed	Lap	Race time
15	David Pouget (FRA)	GPA Racing (FRA)	Renault Clio	202.24	6	12:58.575
12	Gabriele Torelli (ITA)	Rangoni Corse (ITA)	Renault Clio	199.26	11	29:42.750
5	Nicolas Milan (FRA)	Milan Competition (FRA)	Renault Clio	197.44	6	14:30.531
91	Luca Franca (ITA)	MC Motor Tecnica (ITA)	Renault Clio	196.36	5	12:47.774
211	Nikola Miljkovic (SRB)	Tempo Racing Team (SRB)	Renault Clio	195.65	7	16:46.122
16	Lionel Viguier (FRA)	T2CM (FRA)	Renault Clio	193.89	3	7:28.972
19	Gianalberto Coldani (ITA)	MC Motor Tecnica (ITA)	Renault Clio	193.89	6	13:05.235
9	Andreas Stucki (CHE)	Stucki Motorsport (CHE)	Renault Clio	193.89	7	16:03.762
1	Anthony Jurado (FRA)	Milan Competition (FRA)	Renault Clio	193.20	9	27:04.162
101	Tomas Pekar (CZE)	Carpek Service (CZE)	Renault Clio	192.85	5	11:03.007
113	Adrian Schimpf (ESP)	AST Competion (ESP)	Renault Clio	192.17	8	25:51.471
103	Francesco Miotto (ITA)	Progetto E20 Motorsport (ITA)	Renault Clio	190.47	8	29:43.617
60	Leonardo Arduni (ITA)	MC Motor Tecnica (ITA)	Renault Clio	189.47	7	15:26.968
43	Damiano Puccetti (ITA)	Rangoni Corse (ITA)	Renault Clio	189.47	7	16:06.901
372	Andrea Cherichetti (ITA)	MC Motor Tecnica (ITA)	Renault Clio	189.14	9	28:35.187
116	Giacomo Trebbi (ITA)	MC Motor Tecnica (ITA)	Renault Clio	188.15	6	15:16.915
53	DUE (ITA)	Oregon Team (ITA)	Renault Clio	187.82	4	8:13.338
84	Mattia Lancellotti (ITA)	Faro Racing (ITA)	Renault Clio	186.85	10	29:01.122
73	Sandro Cutini (ITA)	Faro Racing (ITA)	Renault Clio	186.52	7	16:43.865
125	Jerzy Spienkiewicz (POL)	UNIQU RACING (POL)	Renault Clio	186.20	9	26:20.758
333	Gabor Tim (HUN)	GM SPORT (FRA)	Renault Clio	185.88	6	13:24.153
85	Benjamin Cauvas (FRA)	GPA Racing (FRA)	Renault Clio	185.88	6	13:56.300
88	Marc Fleurance (FRA)	T2CM (FRA)	Renault Clio	185.24	10	29:31.249
7	Mickael Carree (FRA)	T2CM (FRA)	Renault Clio	184.93	3	7:27.109
99	Guillaume Maio (FRA)	GM SPORT (FRA)	Renault Clio	184.61	3	28:42.806
105	Alessandro Brigatti (ITA)	Progetto E20 Motorsport (ITA)	Renault Clio	183.36	8	26:21.594
30	Alex Lancellotti (ITA)	Faro Racing (ITA)	Renault Clio	183.05	7	16:41.066
233	Ivan Mandic (SRB)	Tempo Racing Team (SRB)	Renault Clio	182.74	10	29:13.911
4	Julien Baziret (FRA)	Baziret Sport (FRA)	Renault Clio	182.12	4	8:36.568
169	Jaka Marinsek (SLO)	Lema Racing (SLO)	Renault Clio	181.51	10	29:01.674
21	Stephan Polderman (NLD)	Chefo Sport (ESP)	Renault Clio	180.60	7	16:19.049
199	Alejandro Schimpf (ESP)	AST Competion (ESP)	Renault Clio	180.00	9	29:03.138
38	Alessio Alcidì (ITA)	Tuder Motorsport (ITA)	Renault Clio	179.40	10	28:22.625
118	Francesco Pagano (ITA)	COSTA OVEST (ITA)	Renault Clio	178.51	7	26:13.120
3	Daniel Nyffeler (CHE)	Stucki Motorsport (CHE)	Renault Clio	177.92	9	26:24.173
558	Pierre Bredeaux (FRA)	Comte Racing Team	Renault Clio	177.63	9	28:55.306
69	Quinto Stefana (ITA)	Milan Competition (FRA)	Renault Clio	175.89	2	4:51.365
54	Sebastien Gehin (FRA)	T2CM (FRA)	Renault Clio	173.35	10	29:40.239
39	Alessandro Alcidì (ITA)	Tuder Motorsport (ITA)	Renault Clio	173.07	3	5:46.720
17	Daniele Pasquali (ITA)	Tuder Motorsport (ITA)	Renault Clio	171.70	6	13:46.877
119	Fernando Navarrente (ESP)	Chefo Sport (ESP)	Renault Clio	170.88	8	28:50.255
122	Ludovic Longoni (ITA)	MC Motor Tecnica (ITA)	Renault Clio	169.54	5	11:00.782
76	Massimiliano Danetti (ITA)	Faro Racing (ITA)	Renault Clio	167.18	10	29:19.718
58	Chen Han Lin (TPE)	UNIQU RACING (POL)	Renault Clio	163.63	9	29:05.934
27	Alessio Danova (ITA)	Essecorse (ITA)	Renault Clio	160.71	4	12:46.508
55	Rene Steenmetz (NLD)	Chefo Sport (ESP)	Renault Clio	160.00	4	17:18.097
109	Francesco Savoia (ITA)	Progetto E20 Motorsport (ITA)	Renault Clio	153.19	2	3:46.915
107	Cristian Ricciarini (ITA)	Essecorse (ITA)	Renault Clio	141.54	3	9:11.143
82	Jacopo Guiseppe Cimenès (ITA)	Essecorse (ITA)	Renault Clio	120.53	3	9:45.134