

## Peroni Race Weekend Red Bull Ring

Gruppo Peroni Race

**Clio Cup Italia - Gara 2 - Race 2**

**23 - 25 May 2014**


**Revision 1**

**Red Bull Ring - 4326 mtr.**

Pos	Nbr	Name	Entrant	Cls	PIC	Gap	Total time	Fastest	In	Avg. Speed
1	14	SIMONE IACONE (ITA)	IACONE SIMONE	E	1	-- 14 laps --	25:40.040	1:49.074	10	141.57
2	41	MASSIMO FERRARO (ITA)	FERRARO MASSIMO	G	1	7.083	25:47.123	1:49.187	9	140.92
3	46	OSCAR NOGUES (ESP)	NOGUES FARRE' OSCAR	H	1	12.777	25:52.817	1:48.373	12	140.40
4	9	ENRICO BETTERA (ITA)	BETTERA ENRICO	H	2	16.106	25:56.146	1:49.511	3	140.10
5	17	DANIELE PASQUALI (ITA)	PASQUALI DANIELE	G	2	16.569	25:56.609	1:49.702	3	140.06
6	27	MICHELE PUCETTI (ITA)	PUCETTI MICHELE	G	3	17.562	25:57.602	1:48.439	10	139.97
7	12	LUCIANO GIOIA (ITA)	GIOIA LUCIANO	G	4	18.542	25:58.582	1:50.279	10	139.89
8	11	CHRISTIAN RICCIARINI (ITA)	TBA	H	3	21.167	26:01.207	1:49.113	10	139.65
9	99	LORENZO NICOLI (ITA)	NICOLI LORENZO	H	4	24.845	26:04.885	1:49.015	7	139.32
10	91	LORENZO PEGORARO (ITA)	PEGORARO LORENZO	E - J	1	51.489	26:31.529	1:52.692	3	136.99
NOT CLASSIFIED IN CLASS E - J Classification Limit (75% of 14 laps) = 10 laps										
DNC	55	ZELJKO CUMURDZIC (SLO)	LEMA RACING	E - J	2	1 laps	3:03.714		0	84.77
NOT CLASSIFIED IN CLASS H Classification Limit (75% of 14 laps) = 10 laps										
DNC	83	SIMONE MELATINI (ITA)	MELATINI SIMONE	H	5	1 laps	1:54.824	1:54.824	1	135.63
NOT CLASSIFIED IN CLASS J Classification Limit (75% of 14 laps) = 10 laps										
EX	44	IVAN PULIC (HR)	LEMA RACING	J	1	14 laps	25:41.855	1:49.369	3	141.40

Fastest time : 1:48.373 in lap 12 by nbr. 46 : OSCAR NOGUES ()

**Publication-time**

Clerk of the Course	Steward	Timekeeper	
Gianfranco Bonifacio		Bernd Jung	
Page 1 of 1			

## Peroni Race Weekend Red Bull Ring

Gruppo Peroni Race

Clio Cup Italia - Gara 2 - Race 2

23 - 25 May 2014

Laptimes

Red Bull Ring - 4326 mtr.

Nbr	Name	Laps	lap	Lap ..1	Lap ..2	Lap ..3	Lap ..4	Lap ..5	Lap ..6	Lap ..7	Lap ..8	Lap ..9	Lap ..0
14	SIMONE IACONE	14	1 - 10	1:54.905	1:50.016	1:50.028	1:50.254	1:49.296	1:49.194	1:49.138	1:49.127	1:49.260	1:49.074
			11 - 20	1:49.487	1:49.440	1:49.941	1:50.880						
44	IVAN PULIC	14	1 - 10	1:55.565	1:51.058	1:49.369	1:49.528	1:49.647	1:49.407	1:49.635	1:49.555	1:49.384	1:49.442
			11 - 20	1:50.221	1:49.681	1:49.672	1:49.691						
41	MASSIMO FERRARO	14	1 - 10	1:57.053	1:50.863	1:49.510	1:52.212	1:49.782	1:49.428	1:49.435	1:49.375	1:49.187	1:49.336
			11 - 20	1:49.885	1:50.864	1:49.730	1:50.463						
46	OSCAR NOGUES	14	1 - 10	1:55.164	1:50.292	1:49.580	1:49.716	1:49.360	1:48.808	1:48.982	1:49.275	1:48.931	1:48.519
			11 - 20	2:07.722	1:48.373	1:49.128	1:48.967						
9	ENRICO BETTERA	14	1 - 10	1:55.082	1:52.140	1:49.511	1:52.491	1:50.421	1:51.724	1:50.384	1:51.294	1:50.529	1:50.156
			11 - 20	1:49.922	1:50.463	1:50.361	1:51.668						
17	DANIELE PASQUALI	14	1 - 10	1:56.885	1:52.181	1:49.702	1:51.102	1:50.230	1:51.018	1:50.375	1:51.950	1:50.573	1:50.094
			11 - 20	1:49.965	1:50.303	1:50.458	1:51.773						
27	MICHELE PUCETTI	14	1 - 10	1:55.357	1:52.816	1:49.593	1:49.334	1:49.934	1:49.584	1:49.453	1:49.375	1:49.091	1:48.439
			11 - 20	1:49.516	1:48.053	2:07.938	1:49.119						
12	LUCIANO GIOIA	14	1 - 10	1:58.625	1:51.081	1:50.530	1:50.890	1:50.492	1:50.674	1:50.977	1:50.883	1:50.627	1:50.279
			11 - 20	1:50.390	1:50.445	1:50.875	1:51.814						
11	CHRISTIAN RICCIARINI	14	1 - 10	1:55.826	1:51.526	1:49.447	1:49.806	1:50.017	1:49.598	1:49.549	1:49.831	1:49.490	1:49.113
			11 - 20	1:49.379	2:08.935	1:49.335	1:49.355						
99	LORENZO NICOLI	14	1 - 10	1:56.132	1:52.361	1:49.535	1:50.838	1:49.937	1:49.204	1:49.015	1:49.187	1:49.553	1:49.755
			11 - 20	1:50.318	1:51.770	2:07.212	1:50.068						
91	LORENZO PEGORARO	14	1 - 10	2:00.380	1:53.222	1:52.692	1:53.030	1:53.027	1:52.753	1:53.053	1:53.105	1:53.328	1:53.326
			11 - 20	1:52.915	1:53.318	1:53.457	1:53.923						
55	ZELJKO CUMURDZIC	1	1 - 10	3:03.714									
83	SIMONE MELATINI	1	1 - 10	1:54.824									

**Peroni Race Weekend Red Bull Ring**  
Gruppo Peroni Race

**Lapchart for Gara 2 - Race 2**

**23 - 25 May 2014**  
**Red Bull Ring - 4326 mtr.**

Nr.	Name	Pos	Laps	1	2	3	4	5	6	7	8	9	10	11	12	13	14
83	SIMONE MELATINI	1		83	14	14	46	46	46	46	46	46	46	14	14	14	14
14	SIMONE IACONE	2		14	46	46	14	14	14	14	14	14	14	27	27	44	44
9	ENRICO BETTERA	3		9	44	44	44	44	44	44	44	44	44	44	44	41	41
46	OSCAR NOGUES	4		46	9	9	11	11	11	11	27	27	27	11	41	46	46
27	MICHELE PUCETTI	5		27	11	11	27	27	27	27	11	11	11	99	99	9	9
44	IVAN PULIC	6		44	41	41	99	99	99	99	99	99	99	41	9	17	17
11	CHRISTIAN RICCIARINI	7		11	27	27	9	41	41	41	41	41	41	9	17	12	27
99	LORENZO NICOLI	8		99	99	99	41	9	17	17	9	9	9	17	46	27	12
17	DANIELE PASQUALI	9		17	17	17	17	17	9	9	17	17	17	12	12	11	11
41	MASSIMO FERRARO	10		41	12	12	12	12	12	12	12	12	12	46	11	99	99
12	LUCIANO GIOIA	11		12	91	91	91	91	91	91	91	91	91	91	91	91	91
91	LORENZO PEGORARO	13		91													
55	ZELJKO CUMURDZIC	12		55													

# Peroni Race Weekend Red Bull Ring

Gruppo Peroni Race

Clio Cup Italia - Gara 2 - Race 2

Laps and Sector Times

23 - 25 May 2014

Red Bull Ring - 4326 mtr.

9 ENRICO BETTERA (ITA)																			
lap	Sect-1	Speed	Sect-2	Speed	Sect-3	Speed	TopSpeed	laptime	pit	lap	Sect-1	Speed	Sect-2	Speed	Sect-3	Speed	Topspeed	laptime	pit
1		183.4	48.682		35.465	0	168.0	1:55.082		8	28.350	182.4	48.537		34.407	166.7	0	1:51.294	
2	29.509	185.9	48.533		34.098	0	168.0	1:52.140		9	28.126	185.2	47.769		34.634	161.4	0	1:50.529	
3	27.708	188.2	47.424		34.379	0		1:49.511		10	28.058	186.2	47.757		34.341		0	1:50.156	
4	28.391	180.6	49.160		34.940	0	166.7	1:52.491		11	27.960	184.6	47.641		34.321	165.9	0	1:49.922	
5	27.957	187.8	48.398		34.066	0	165.9	1:50.421		12	28.211	185.2	47.893		34.359	165.4	0	1:50.463	
6	28.298	184.9	47.882		35.544	0		1:51.724		13	27.976	183.1	47.959		34.426	165.9	0	1:50.361	
7	28.007	186.9	48.100		34.277	0		1:50.384		14	28.044	186.9	49.216		34.408		0	1:51.668	

11 CHRISTIAN RICCIARINI (ITA)																			
lap	Sect-1	Speed	Sect-2	Speed	Sect-3	Speed	TopSpeed	laptime	pit	lap	Sect-1	Speed	Sect-2	Speed	Sect-3	Speed	Topspeed	laptime	pit
1		187.8	48.348		34.360	0	168.0	1:55.826		8	28.178	183.4	47.444		34.209	166.7	0	1:49.831	
2	28.951	185.9	48.493		34.082	0	167.7	1:51.526		9	28.149	187.5	47.360		33.981	168.5	0	1:49.490	
3	27.857	188.5	47.435		34.155	0	168.2	1:49.447		10	27.746	188.2	47.546		33.821	168.5	0	1:49.113	
4	28.115	186.5	47.686		34.005	0	166.7	1:49.806		11	27.965	186.9	47.592		In		0	1:49.379	P
5	28.138	186.2	47.903		33.976	0	166.7	1:50.017		12	Out	181.8	47.617		34.231	166.9	0	2:08.935	
6	27.941	185.9	47.602		34.055	0	168.2	1:49.598		13	28.003	185.9	47.182		34.150	168.0	0	1:49.335	
7	27.854	188.5	47.602		34.093	0	168.0	1:49.549		14	27.831	186.2	47.542		33.982	168.0	0	1:49.355	

12 LUCIANO GIOIA (ITA)																			
lap	Sect-1	Speed	Sect-2	Speed	Sect-3	Speed	TopSpeed	laptime	pit	lap	Sect-1	Speed	Sect-2	Speed	Sect-3	Speed	Topspeed	laptime	pit
1		185.2	49.384		34.596	0	166.4	1:58.625		8	28.397	184.3	47.920		34.566	165.6	0	1:50.883	
2	28.368	185.9	48.286		34.427	0	167.4	1:51.081		9	28.133	185.2	48.066		34.428	165.9	0	1:50.627	
3	28.147	186.2	47.946		34.437	0	166.2	1:50.530		10	28.161	184.6	47.845		34.273	166.2	0	1:50.279	
4	28.427	184.0	48.115		34.348	0	165.9	1:50.890		11	28.162	184.6	47.736		34.492	165.9	0	1:50.390	
5	28.257	185.2	47.862		34.373	0	164.4	1:50.492		12	28.374	180.6	47.909		34.162	166.2	0	1:50.445	
6	28.270	184.6	48.058		34.346	0	167.2	1:50.674		13	28.297	183.1	48.087		34.491	164.9	0	1:50.875	
7	28.385	184.3	47.772		34.820	0	160.2	1:50.977		14	28.617	182.4	48.597		34.600	166.2	0	1:51.814	

14 SIMONE IACONE (ITA)																			
lap	Sect-1	Speed	Sect-2	Speed	Sect-3	Speed	TopSpeed	laptime	pit	lap	Sect-1	Speed	Sect-2	Speed	Sect-3	Speed	Topspeed	laptime	pit
1		185.9	47.948		35.005	0	166.4	1:54.905		8	27.950	186.9	47.081		34.096	167.7	0	1:49.127	
2	28.335	184.0	47.480		34.201	0	167.2	1:50.016		9	27.965	186.9	47.116		34.179	168.2	0	1:49.260	
3	27.867	185.9	47.437		34.724	0	168.5	1:50.028		10	27.961	187.2	47.033		34.080	167.4	0	1:49.074	
4	28.015	186.2	48.139		34.100	0	168.2	1:50.254		11	28.038	185.2	47.117		34.332	167.7	0	1:49.487	
5	27.866	188.2	47.295		34.135	0	168.0	1:49.296		12	27.919	186.2	47.321		34.200	166.9	0	1:49.440	
6	27.910	185.9	47.110		34.174	0	167.2	1:49.194		13	28.184	184.9	47.487		34.270	166.4	0	1:49.941	
7	27.954	186.5	47.092		34.092	0	168.0	1:49.138		14	28.247	184.9	47.979		34.654	159.3	0	1:50.880	

17 DANIELE PASQUALI (ITA)																			
lap	Sect-1	Speed	Sect-2	Speed	Sect-3	Speed	TopSpeed	laptime	pit	lap	Sect-1	Speed	Sect-2	Speed	Sect-3	Speed	Topspeed	laptime	pit
1		185.6	48.586		34.656	0	168.0	1:56.885		8	28.464	184.0	49.054		34.432	168.2	0	1:51.950	
2	28.967	189.1	48.796		34.418	0	167.7	1:52.181		9	27.900	187.2	47.918		34.755	166.9	0	1:50.573	
3	27.799	190.1	47.742		34.161	0	168.5	1:49.702		10	27.772	187.8	47.914		34.408	167.7	0	1:50.094	
4	27.824	189.8	48.293		34.985	0	166.7	1:51.102		11	27.743	187.2	47.880		34.342	167.7	0	1:49.965	
5	27.845	190.5	48.090		34.295	0	167.7	1:50.230		12	27.909	187.2	48.124		34.270	166.2	0	1:50.303	
6	27.760	186.2	48.363		34.895	0	165.9	1:51.018		13	28.020	185.6	48.138		34.300	167.4	0	1:50.458	
7	28.077	188.8	47.998		34.300	0	166.4	1:50.375		14	27.852	189.5	49.332		34.589	164.1	0	1:51.773	

27 MICHELE PUCCETTI (ITA)																			
lap	Sect-1	Speed	Sect-2	Speed	Sect-3	Speed	TopSpeed	laptime	pit	lap	Sect-1	Speed	Sect-2	Speed	Sect-3	Speed	Topspeed	laptime	pit
1		186.9	48.847		34.906	0	168.5	1:55.357		8	27.893	185.9	47.164		34.318	166.2	0	1:49.375	
2	30.393	186.2	48.305		34.118	0	170.3	1:52.816		9	27.841	188.5	47.174		34.076	168.8	0	1:49.091	
3	27.470	191.2	47.934		34.189	0	169.5	1:49.593		10	27.559	189.8	46.944		33.936	169.5	0	1:48.439	
4	27.543	189.8	47.679		34.112	0	167.2	1:49.334		11	27.718	188.2	47.707		34.091	166.7	0	1:49.516	
5	27.773	188.5	48.018		34.143	0	169.5	1:49.934		12	27.856	187.8	47.166		In		0	1:48.053	P
6	27.603	190.1	47.818		34.163	0	169.5	1:49.584		13	Out	185.2	47.075		34.115	166.7	0	2:07.938	
7	27.627	181.5	47.855		33.971	0	169.5	1:49.453		14	27.798	188.8	47.337		33.984	169.3	0	1:49.119	

# Peroni Race Weekend Red Bull Ring

Gruppo Peroni Race

Clio Cup Italia - Gara 2 - Race 2

Laps and Sector Times

23 - 25 May 2014

Red Bull Ring - 4326 mtr.

41 MASSIMO FERRARO (ITA)																			
lap	Sect-1	Speed	Sect-2	Speed	Sect-3	Speed	TopSpeed	laptime	pit	lap	Sect-1	Speed	Sect-2	Speed	Sect-3	Speed	Topspeed	laptime	pit
1		184.9	50.457		34.526	0	170.6	1:57.053		8	27.706	189.1	47.496		34.173	168.5	0	1:49.375	
2	28.371	188.2	48.310		34.182	0	169.0	1:50.863		9	27.692	189.8	47.456		34.039	169.0	0	1:49.187	
3	27.462	188.2	47.832		34.216	0	169.5	1:49.510		10	27.602	191.8	47.580		34.154	166.7	0	1:49.336	
4	27.880	172.5	49.269		35.063	0	166.7	1:52.212		11	27.840	190.8	47.593		34.452	169.5	0	1:49.885	
5	27.824	190.8	47.761		34.197	0	168.0	1:49.782		12	28.973	186.9	47.385		34.506	166.4	0	1:50.864	
6	27.678	190.8	47.671		34.079	0	168.8	1:49.428		13	27.927	185.9	47.552		34.251	167.4	0	1:49.730	
7	27.808	189.5	47.336		34.291	0	168.2	1:49.435		14	27.954	186.5	47.916		34.593	167.4	0	1:50.463	

44 IVAN PULIC (HR)																			
lap	Sect-1	Speed	Sect-2	Speed	Sect-3	Speed	TopSpeed	laptime	pit	lap	Sect-1	Speed	Sect-2	Speed	Sect-3	Speed	Topspeed	laptime	pit
1		185.2	48.820		34.854	0	168.8	1:55.565		8	27.839	186.5	47.663		34.053	167.2	0	1:49.555	
2	28.779	185.6	48.243		34.036	0	168.0	1:51.058		9	27.937	185.9	47.308		34.139	167.4	0	1:49.384	
3	27.732	187.2	47.364		34.273	0	168.0	1:49.369		10	27.924	186.5	47.465		34.053	166.9	0	1:49.442	
4	27.827	185.6	47.598		34.103	0	168.8	1:49.528		11	28.092	183.7	47.932		34.197	168.2	0	1:50.221	
5	27.739	186.2	47.730		34.178	0	167.4	1:49.647		12	27.816	189.5	47.325		34.540	166.9	0	1:49.681	
6	27.779	187.8	47.288		34.340	0	165.4	1:49.407		13	28.064	184.6	47.423		34.185	167.7	0	1:49.672	
7	27.932	185.9	47.554		34.149	0	168.0	1:49.635		14	28.008	185.2	47.560		34.123	167.2	0	1:49.691	

46 OSCAR NOGUES (ESP)																			
lap	Sect-1	Speed	Sect-2	Speed	Sect-3	Speed	TopSpeed	laptime	pit	lap	Sect-1	Speed	Sect-2	Speed	Sect-3	Speed	Topspeed	laptime	pit
1		188.8	47.693		34.787	0	167.7	1:55.164		8	27.879	185.2	47.249		34.147	165.6	0	1:49.275	
2	29.040	186.2	47.530		33.722	0	170.1	1:50.292		9	27.918	184.9	47.094		33.919	168.2	0	1:48.931	
3	27.599	190.1	47.292		34.689	0	168.8	1:49.580		10	27.919	186.2	47.168		In		0	1:48.519	P
4	28.022	186.5	47.624		34.070	0	166.4	1:49.716		11	Out	186.2	46.900		33.806	169.5	0	2:07.722	
5	28.024	184.9	47.124		34.212	0	167.4	1:49.360		12	27.522	189.1	47.000		33.851	169.0	0	1:48.373	
6	27.923	185.2	46.899		33.986	0	167.2	1:48.808		13	27.762	189.1	47.330		34.036	167.7	0	1:49.128	
7	27.867	185.2	47.190		33.925	0	167.4	1:48.982		14	27.955	185.9	46.968		34.044	168.8	0	1:48.967	

55 ZELJKO CUMURDZIC (SLO)																			
lap	Sect-1	Speed	Sect-2	Speed	Sect-3	Speed	TopSpeed	laptime	pit	lap	Sect-1	Speed	Sect-2	Speed	Sect-3	Speed	Topspeed	laptime	pit
1		185.9	1:33.347		In	0		3:03.714	P	2							0		

83 SIMONE MELATINI (ITA)																			
lap	Sect-1	Speed	Sect-2	Speed	Sect-3	Speed	TopSpeed	laptime	pit	lap	Sect-1	Speed	Sect-2	Speed	Sect-3	Speed	Topspeed	laptime	pit
1		185.9	48.561		35.200	0	164.9	1:54.824		2							0		

91 LORENZO PEGORARO (ITA)																			
lap	Sect-1	Speed	Sect-2	Speed	Sect-3	Speed	TopSpeed	laptime	pit	lap	Sect-1	Speed	Sect-2	Speed	Sect-3	Speed	Topspeed	laptime	pit
1		178.8	50.487		35.159	0	161.2	2:00.380		8	29.249	175.6	48.688		35.168	160.5	0	1:53.105	
2	29.124	176.8	49.079		35.019	0	161.2	1:53.222		9	29.097	175.6	49.075		35.156	160.5	0	1:53.328	
3	28.599	177.3	48.940		35.153	0	161.9	1:52.692		10	29.135	175.9	49.042		35.149	160.5	0	1:53.326	
4	28.929	175.6	48.870		35.231	0	160.7	1:53.030		11	28.996	176.5	48.616		35.303	160.5	0	1:52.915	
5	29.050	175.3	48.921		35.056	0	159.3	1:53.027		12	28.887	175.9	49.270		35.161	160.2	0	1:53.318	
6	28.939	175.9	48.829		34.985	0	160.0	1:52.753		13	29.088	175.9	48.941		35.428	156.5	0	1:53.457	
7	28.971	175.6	48.878		35.204	0	158.4	1:53.053		14	29.144	175.9	49.517		35.262	160.7	0	1:53.923	

99 LORENZO NICOLI (ITA)																			
lap	Sect-1	Speed	Sect-2	Speed	Sect-3	Speed	TopSpeed	laptime	pit	lap	Sect-1	Speed	Sect-2	Speed	Sect-3	Speed	Topspeed	laptime	pit
1		187.5	49.432		34.439	0	167.7	1:56.132		8	27.722	186.5	47.378		34.087	167.4	0	1:49.187	
2	29.391	184.9	48.827		34.143	0	168.5	1:52.361		9	27.767	186.9	47.777		34.009	168.5	0	1:49.553	
3	27.658	186.9	47.832		34.045	0	169.3	1:49.535		10	28.316	185.6	47.454		33.985	166.9	0	1:49.755	
4	28.003	186.5	48.337		34.498	0	163.1	1:50.838		11	28.037	187.2	47.626		34.655	167.2	0	1:50.318	
5	28.051	184.3	47.670		34.216	0	165.9	1:49.937		12	28.135	184.9	47.320		In		0	1:51.770	P
6	27.888	185.6	47.383		33.933	0	168.2	1:49.204		13	Out	183.7	47.601		34.223	166.7	0	2:07.212	
7	27.590	185.9	47.499		33.926	0	167.7	1:49.015		14	27.840	186.5	47.685		34.543	165.9	0	1:50.068	

## Peroni Race Weekend Red Bull Ring

Gruppo Peroni Race

23 - 25 May 2014  
Red Bull Ring - 4326 mtr.

### Startgrid - Clio Cup Italia - Gara 2 - Race 2

Start Time : 13:45 - Heat Duration: 25 Minutes

Pos	Nbr	Name	time
12	91	LORENZO PEGORARO	
10	55	ZELJKO CUMURDZIC	
8	46	OSCAR NOGUES	
6	41	MASSIMO FERRARO	
4	14	SIMONE IACONE	
2	83	SIMONE MELATINI	

Row 7

Row 6

Row 5

Row 4

Row 3


Row 2

Row 1

Pos	Nbr	Name	time
13	12	LUCIANO GIOIA	
11	17	DANIELE PASQUALI	
9	11	CHRISTIAN RICCIARINI	
7	99	LORENZO NICOLI	
5	44	IVAN PULIC	
3	27	MICHELE PUCETTI	
1	9	ENRICO BETTERA	

Pole Left

----- STARTLINE -----

			Publication-time
Clerk of the Course	Steward	Timekeeper	
Gianfranco Bonifacio		Bernd Jung	
Page 1 of 1			

## Peroni Race Weekend Red Bull Ring

Gruppo Peroni Race

Clio Cup Italia - Gara 2 - Race 2

23 - 25 May 2014

Revision 1

Red Bull Ring - 4326 mtr.

### Class = E

Pos	Nbr	Name	Car	Gap	Diff	Total time	Fastest	In
1	14	SIMONE IACONE (ITA)	IACONE SIMONE	-- 14 laps --		25:40.040	1:49.074	10

### Class = E - J

Pos	Nbr	Name	Car	Gap	Diff	Total time	Fastest	In
1	91	LORENZO PEGORARO (ITA)	PEGORARO LORENZO	-- 14 laps --		26:31.529	1:52.692	3
NOT CLASSIFIED IN CLASS E - J			Classification Limit (75% of 14 laps) = 10 laps					
DNC	55	ZELJKO CUMURDZIC (SLO)	LEMA RACING	1 laps		3:03.714		0

### Class = G

Pos	Nbr	Name	Car	Gap	Diff	Total time	Fastest	In
1	41	MASSIMO FERRARO (ITA)	FERRARO MASSIMO	-- 14 laps --		25:47.123	1:49.187	9
2	17	DANIELE PASQUALI (ITA)	PASQUALI DANIELE	9.486	9.486	25:56.609	1:49.702	3
3	27	MICHELE PUCCETTI (ITA)	PUCCETTI MICHELE	10.479	0.993	25:57.602	1:48.439	10
4	12	LUCIANO GIOIA (ITA)	GIOIA LUCIANO	11.459	0.980	25:58.582	1:50.279	10

### Class = H


Pos	Nbr	Name	Car	Gap	Diff	Total time	Fastest	In
1	46	OSCAR NOGUES (ESP)	NOGUES FARRE' OSCAR	-- 14 laps --		25:52.817	1:48.373	12
2	9	ENRICO BETTERA (ITA)	BETTERA ENRICO	3.329	3.329	25:56.146	1:49.511	3
3	11	CHRISTIAN RICCIARINI (ITA)	TBA	8.390	5.061	26:01.207	1:49.113	10
4	99	LORENZO NICOLI (ITA)	NICOLI LORENZO	12.068	3.678	26:04.885	1:49.015	7
NOT CLASSIFIED IN CLASS H			Classification Limit (75% of 14 laps) = 10 laps					
DNC	83	SIMONE MELATINI (ITA)	MELATINI SIMONE	1 laps		1:54.824	1:54.824	1

### Class = J

Pos	Nbr	Name	Car	Gap	Diff	Total time	Fastest	In
NOT CLASSIFIED IN CLASS J			Classification Limit (75% of 14 laps) = 10 laps					
EX	44	IVAN PULIC (HR)	LEMA RACING	14 laps		25:41.855	1:49.369	3

Fastest time : 1:48.373 in lap 12 by nbr. 46 : OSCAR NOGUES ()

Publication-time

Clerk of the Course	Steward	Timekeeper	
Gianfranco Bonifacio		Bernd Jung	
Page 1 of 1			



## Peroni Race Weekend Red Bull Ring

Gruppo Peroni Race

### Heat Statistics

Heat name : Clio Cup Italia - Gara 2 - Race 2  
 Heat Date : 25 May 2014  
 Circuit name : Red Bull Ring - 4326 mtr.

Participants Started : 13                      Participants Classified : 11  
 Participants Finished : 11                    Participants Not Classified : 2  
 Participants Not Finished : 2

Green flag at : 25.05.2014 - 14:11:19      Heat recording start time : 25.05.2014 - 13:52:02  
 Finish flag waved at : 25.05.2014 - 14:36:59      Heat recording end time :  
 Total time under Green : 25:40                      Total of All Laps in Heat : 156  
 Number of cautions : 0                              Total time under Yellow : 00:00:00  
 Number of code-60's : 0                              Total time under Code-60 : 00:00:00

### Summary of winners per class

Nbr	Name / Team name	Cls	Fastest Laptime	In	Avg. Speed	Laps	Race Time
14	SIMONE IACONE	E	1:49.074	10	141.57	14	25:40.040
44	IVAN PULIC	J	1:49.369	3	141.40	14	25:41.855
41	MASSIMO FERRARO	G	1:49.187	9	140.92	14	25:47.123
46	OSCAR NOGUES	H	1:48.373	12	140.40	14	25:52.817
91	LORENZO PEGORARO	E - J	1:52.692	3	136.99	14	26:31.529

### Leader history during the Heat

#	Nbr	Lap	to Lap	Name
1	83	1	1	SIMONE MELATINI
2	14	2	3	SIMONE IACONE
3	46	4	10	OSCAR NOGUES
4	14	11	14	SIMONE IACONE

### Best Lap time history during the Heat

#	Nbr	lap time	in lap	Name	time of day
1	83	1:54.824	1	SIMONE MELATINI	14:13:14
2	14	1:50.016	2	SIMONE IACONE	14:15:04
3	46	1:49.580	3	OSCAR NOGUES	14:16:54
4	44	1:49.369	3	IVAN PULIC	14:16:55
5	27	1:49.334	4	MICHELE PUC CETTI	14:18:46
6	14	1:49.296	5	SIMONE IACONE	14:20:34
7	46	1:48.808	6	OSCAR NOGUES	14:22:22
8	27	1:48.439	10	MICHELE PUC CETTI	14:29:42
9	46	1:48.373	12	OSCAR NOGUES	14:33:34

### Summary of best laptimes per class

Nbr	Name / Team name	Cls	Fastest Laptime	In	Avg. Speed
14	SIMONE IACONE	E	1:49.074	10	141.57
91	LORENZO PEGORARO	E - J	1:52.692	3	136.99
27	MICHELE PUC CETTI	G	1:48.439	10	139.97
46	OSCAR NOGUES	H	1:48.373	12	140.40
44	IVAN PULIC	J	1:49.369	3	141.40