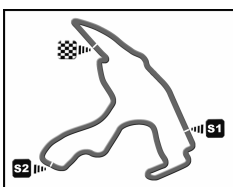


FORMULA RENAULT 2.0

ALPS



FR 2.0 ALPS SPA EURORACE QUALIFYING GROUP A

SPA FRANCORCHAMPS 7.003,93 m.

Provisional Classification

Nr.	Driver	Nat	Team	Car	Time	Lap	Total	Gap	Kph	
1	30 Antonio FUOCO	ITA	PREMA JUNIOR		2:18.568	10	12	-	-	182.0
2	32 Luca GHIOTTO	ITA	PREMA POWERTEAM		2:18.826	8	12	+0.258	+0.258	181.6
3	3 Hans VILLEMI	EST	SMP RACING by KOIRANEN GP		2:19.131	11	12	+0.563	+0.305	181.2
4	40 Nicolas JAMIN	FRA	AV FORMULA		2:19.589	12	12	+1.021	+0.458	180.6
5	55 Jakub DALEWSKI	POL	JD MOTORSPORT		2:19.807	4	8	+1.239	+0.218	180.3
6	71 Gregor RAMSAY	GBR	EURONOVA RACING		2:19.862	8	12	+1.294	+0.055	180.3
7	16 Parth GHORPADE	IND	BVM RACING		2:19.896	11	12	+1.328	+0.034	180.2
8	2 Luke CHUDLEIGH	CAN	TECH 1 RACING		2:19.922	12	12	+1.354	+0.026	180.2
9	22 Francisco MORA	POR	INTERWETTEN.COM RACING TEAM		2:20.086	11	12	+1.518	+0.164	180.0
10	39 Kevin GILARDONI	ITA	GSK GRAND PRIX		2:20.101	9	12	+1.533	+0.015	180.0
11	47 Levin AMWEG	SUI	JENZER MOTORSPORT		2:20.316	9	12	+1.748	+0.215	179.7
12	25 Simon GACHET	FRA	ARTA ENGINEERING		2:20.348	11	12	+1.780	+0.032	179.7
13	36 Denis KORNEEV	RUS	JENZER MOTORSPORT		2:20.388	12	12	+1.820	+0.040	179.6
14	9 Alex BOSAK	POL	SMP RACING by KOIRANEN GP		2:21.408	12	12	+2.840	+1.020	178.3
15	88 Dzhon SIMONYAN	RUS	GSK GRAND PRIX		2:21.950	10	11	+3.382	+0.542	177.6
16	73 Pietro PECCENINI	ITA	TS CORSE		2:22.468	8	12	+3.900	+0.518	177.0

Fastest Lap	Lap 10	Antonio FUOCO	2:18.568	182.0 Kph
--------------------	--------	---------------	-----------------	-----------

Published at:


Track Status:

DRY

Race Director:	Timekeeper:
-----------------------	--------------------

FORMULA RENAULT 2.0

ALPS



FR 2.0 ALPS SPA EURORACE QUALIFYING GROUP B

Provisional Classification

Nr.	Driver	Nat	Team	Car	Time	Lap	Total	Gap	Kph	
1	33 Bruno BONIFACIO	BRA	PREMA POWERTEAM		2:18.231	9	11	-	-	182.4
2	11 Egor ORUDZHEV	RUS	TECH 1 RACING		2:18.672	9	11	+0.441	+0.441	181.8
3	35 Kevin JOERG	SUI	JENZER MOTORSPORT		2:18.909	9	11	+0.678	+0.237	181.5
4	6 Guilherme SILVA	BRA	KOIRANEN GP		2:18.965	7	11	+0.734	+0.056	181.4
5	38 Andrew TANG	SIN	JENZER MOTORSPORT		2:19.207	10	12	+0.976	+0.242	181.1
6	46 Marcos SIEBERT	ARG	JENZER MOTORSPORT		2:19.378	8	12	+1.147	+0.171	180.9
7	24 Joffrey de NARDA	FRA	ARTA ENGINEERING		2:19.533	9	12	+1.302	+0.155	180.7
8	20 Konstantin TERESHCHENKO	RUS	INTERWETTEN.COM RACING TEAM		2:19.715	5	9	+1.484	+0.182	180.5
9	15 Dario CAPITANIO	ITA	BVM RACING		2:19.902	10	12	+1.671	+0.187	180.2
10	1 Ivan TARANOV	RUS	TECH 1 RACING		2:20.025	10	12	+1.794	+0.123	180.1
11	70 Ukyo SASAHARA	JAP	EURONOVA RACING		2:20.052	8	10	+1.821	+0.027	180.0
12	41 Dennis OLSEN	NOR	AV FORMULA		2:20.069	9	12	+1.838	+0.017	180.0
13	18 Daniele CAZZANIGA	ITA	VIOLA FORMULA RACING		2:20.815	12	12	+2.584	+0.746	179.1
14	21 Alejandro ABOGADO	MEX	INTERWETTEN.COM RACING TEAM		2:20.989	9	12	+2.758	+0.174	178.8
15	8 Semen EYSTIGNEEV	RUS	SMP RACING by KOIRANEN GP		2:22.078	10	12	+3.847	+1.089	177.5


Fastest Lap	Lap 9	Bruno BONIFACIO	2:18.231	182.4 Kph
--------------------	-------	-----------------	-----------------	-----------

Published at:

Track Status: **DRY**

Race Director:	Timekeeper:
-----------------------	--------------------

FORMULA RENAULT 2.0 ALPS



SPA EURORACE FR 2.0 ALPS QUALIFYING GROUP A

Provisional Classification by 2nd Fastest Lap

Driver	Nation	ASN	Team	Time	Gap
1 30 Antonio FUOCO	ITA	ITA	PREMA JUNIOR	2:18.639	-
2 32 Luca GHIOTTO	ITA	ITA	PREMA POWERTEAM	2:19.110	+0.471
3 3 Hans VILLEMI	EST	EST	SMP RACING by KOIRANEN GP	2:19.493	+0.854
4 40 Nicolas JAMIN	FRA	FRA	AV FORMULA	2:19.653	+1.014
5 55 Jakub DALEWSKI	POL	POL	JD MOTORSPORT	2:19.896	+1.257
6 16 Parth GHORPADE	IND	IND	BVM RACING	2:20.058	+1.419
7 71 Gregor RAMSAY	GBR	ITA	EURONOVA RACING	2:20.096	+1.457
8 2 Luke CHUDLEIGH	CAN	CAN	TECH 1 RACING	2:20.184	+1.545
9 39 Kevin GILARDONI	ITA	ITA	GSK GRAND PRIX	2:20.245	+1.606
10 47 Levin AMWEG	SUI	SUI	JENZER MOTORSPORT	2:20.347	+1.708
11 22 Francisco MORA	POR	POR	INTERWETTEN.COM RACING TEAM	2:20.367	+1.728
12 25 Simon GACHET	FRA	FRA	ARTA ENGINEERING	2:20.519	+1.880
13 36 Denis KORNEEV	RUS	RUS	JENZER MOTORSPORT	2:21.047	+2.408
14 9 Alex BOSAK	POL	POL	SMP RACING by KOIRANEN GP	2:21.442	+2.803
15 88 Dzhon SIMONYAN	RUS	RUS	GSK GRAND PRIX	2:22.117	+3.478
16 73 Pietro PECCENINI	ITA	ITA	TS CORSE	2:22.522	+3.883

Fastest Lap Lap 10 Antonio FUOCO **2:18.568** 182.0 Kph

Published at:


Track Status:

DRY

Race Director:

Timekeeper:

FORMULA RENAULT 2.0 ALPS



SPA EURORACE FR 2.0 ALPS QUALIFYING GROUP B

Provisional Classification by 2nd Fastest Lap

	Driver	Nation	ASN	Team	Time	Gap	
1	33 Bruno BONIFACIO	BRA	BRA	PREMA POWERTEAM	2:18.402	-	-
2	11 Egor ORUDZHEV	RUS	RUS	TECH 1 RACING	2:18.795	+0.393	+0.393
3	6 Guilherme SILVA	BRA	BRA	KOIRANEN GP	2:19.089	+0.687	+0.294
4	35 Kevin JOERG	SUI	SUI	JENZER MOTORSPORT	2:19.114	+0.712	+0.025
5	38 Andrew TANG	SIN	SIN	JENZER MOTORSPORT	2:19.424	+1.022	+0.310
6	46 Marcos SIEBERT	ARG	ARG	JENZER MOTORSPORT	2:19.487	+1.085	+0.063
7	24 Joffrey de NARDA	FRA	FRA	ARTA ENGINEERING	2:19.539	+1.137	+0.052
8	20 Konstantin TERESHCHENK	RUS	RUS	INTERWETTEN.COM RACING TEAM	2:19.879	+1.477	+0.340
9	15 Dario CAPITANIO	ITA	ITA	BVM RACING	2:20.019	+1.617	+0.140
10	70 Ukyo SASAHARA	JAP	RSM	EURONOVA RACING	2:20.126	+1.724	+0.107
11	1 Ivan TARANOV	RUS	GBR	TECH 1 RACING	2:20.146	+1.744	+0.020
12	41 Dennis OLSEN	NOR	NOR	AV FORMULA	2:20.236	+1.834	+0.090
13	18 Daniele CAZZANIGA	ITA	ITA	VIOLA FORMULA RACING	2:20.851	+2.449	+0.615
14	21 Alejandro ABOGADO	MEX	MEX	INTERWETTEN.COM RACING TEAM	2:21.576	+3.174	+0.725
15	8 Semen EVSTIGNEEV	RUS	RUS	SMP RACING by KOIRANEN GP	2:22.085	+3.683	+0.509

Fastest Lap Lap 9 Bruno BONIFACIO **2:18.231** 182.4 Kph

Published at:

Track Status:


DRY

Race Director:

Timekeeper:

FORMULA RENAULT 2.0

ALPS




FR 2.0 ALPS SPA EURORACE QUALIFYING GROUP A

Best Sector Times

SECTOR 1			SECTOR 2			SECTOR 3			Pos	Driver	Ideal Lap	Best Lap
Pos	Driver	Time	Driver	Time	Driver	Time						
1	32 L.GHIOTTO	41.033	30 A.FUOCO	1:00.693	32 L.GHIOTTO	36.587	1	30 A.FUOCO	2'18.355	2:18.568	(1)	
2	71 G.RAMSAY	41.042	32 L.GHIOTTO	1:01.019	30 A.FUOCO	36.613	2	32 L.GHIOTTO	2'18.639	2:18.826	(2)	
3	16 P.GHORPADE	41.045	3 H.VILLEMI	1:01.119	3 H.VILLEMI	36.669	3	3 H.VILLEMI	2'19.114	2:19.131	(3)	
4	30 A.FUOCO	41.049	40 N.JAMIN	1:01.494	47 L.AMWEG	36.750	4	71 G.RAMSAY	2'19.439	2:19.862	(6)	
5	39 K.GILARDONI	41.156	71 G.RAMSAY	1:01.535	40 N.JAMIN	36.766	5	40 N.JAMIN	2'19.440	2:19.589	(4)	
6	40 N.JAMIN	41.180	55 J.DALEWSKI	1:01.566	16 P.GHORPADE	36.778	6	16 P.GHORPADE	2'19.527	2:19.896	(7)	
7	22 F.MORA	41.223	39 K.GILARDONI	1:01.588	2 L.CHUDLEIGH	36.799	7	39 K.GILARDONI	2'19.623	2:20.101	(10)	
8	47 L.AMWEG	41.229	25 S.GACHET	1:01.612	22 F.MORA	36.853	8	55 J.DALEWSKI	2'19.701	2:19.807	(5)	
9	2 L.CHUDLEIGH	41.235	16 P.GHORPADE	1:01.704	55 J.DALEWSKI	36.861	9	2 L.CHUDLEIGH	2'19.917	2:19.922	(8)	
10	25 S.GACHET	41.242	2 L.CHUDLEIGH	1:01.883	71 G.RAMSAY	36.862	10	25 S.GACHET	2'19.942	2:20.348	(12)	
11	36 D.KORNEEV	41.250	22 F.MORA	1:01.985	39 K.GILARDONI	36.879	11	47 L.AMWEG	2'19.978	2:20.316	(11)	
12	55 J.DALEWSKI	41.274	47 L.AMWEG	1:01.999	36 D.KORNEEV	36.880	12	22 F.MORA	2'20.061	2:20.086	(9)	
13	3 H.VILLEMI	41.326	36 D.KORNEEV	1:02.249	9 A.BOSAK	37.055	13	36 D.KORNEEV	2'20.379	2:20.388	(13)	
14	9 A.BOSAK	41.352	88 D.SIMONYAN	1:02.511	25 S.GACHET	37.088	14	9 A.BOSAK	2'21.289	2:21.408	(14)	
15	73 P.PECCENINI	41.564	9 A.BOSAK	1:02.882	73 P.PECCENINI	37.249	15	88 D.SIMONYAN	2'21.558	2:21.950	(15)	
16	88 D.SIMONYAN	41.601	73 P.PECCENINI	1:03.255	88 D.SIMONYAN	37.446	16	73 P.PECCENINI	2'22.068	2:22.468	(16)	

FORMULA RENAULT 2.0

ALPS




FR 2.0 ALPS SPA EURORACE QUALIFYING GROUP B

Best Sector Times

SECTOR 1			SECTOR 2			SECTOR 3			Pos	Driver	Ideal Lap	Best Lap
Pos	Driver	Time	Driver	Time	Driver	Time						
1	33 B.BONIFACIO	40.962	33 B.BONIFACIO	1:00.596	11 E.ORUDZHEV	36.541	1	33 B.BONIFACIO	2'18.114	2:18.231	(1)	
2	15 D.CAPITANIO	41.024	35 K.JOERG	1:00.807	33 B.BONIFACIO	36.556	2	11 E.ORUDZHEV	2'18.532	2:18.672	(2)	
3	11 E.ORUDZHEV	41.049	6 G.SILVA	1:00.844	15 D.CAPITANIO	36.594	3	6 G.SILVA	2'18.660	2:18.965	(4)	
4	38 A.TANG	41.087	11 E.ORUDZHEV	1:00.942	6 G.SILVA	36.631	4	35 K.JOERG	2'18.739	2:18.909	(3)	
5	24 J.de NARDA	41.180	46 M.SIEBERT	1:01.122	38 A.TANG	36.642	5	38 A.TANG	2'18.911	2:19.207	(5)	
6	6 G.SILVA	41.185	38 A.TANG	1:01.182	35 K.JOERG	36.676	6	46 M.SIEBERT	2'19.128	2:19.378	(6)	
7	35 K.JOERG	41.256	24 J.de NARDA	1:01.229	46 M.SIEBERT	36.719	7	15 D.CAPITANIO	2'19.143	2:19.902	(9)	
8	1 I.TARANOV	41.261	20 K.TERESHCHENKO	1:01.361	1 I.TARANOV	36.732	8	24 J.de NARDA	2'19.180	2:19.533	(7)	
9	46 M.SIEBERT	41.287	15 D.CAPITANIO	1:01.525	24 J.de NARDA	36.771	9	20 K.TERESHCHENKO	2'19.565	2:19.715	(8)	
10	70 U.SASAHARA	41.304	41 D.OLSEN	1:01.635	18 D.CAZZANIGA	36.804	10	1 I.TARANOV	2'19.699	2:20.025	(10)	
11	18 D.CAZZANIGA	41.349	70 U.SASAHARA	1:01.638	41 D.OLSEN	36.820	11	70 U.SASAHARA	2'19.786	2:20.052	(11)	
12	20 K.TERESHCHENKO	41.369	1 I.TARANOV	1:01.706	20 K.TERESHCHENKO	36.835	12	41 D.OLSEN	2'19.950	2:20.069	(12)	
13	8 S.EVSTIGNEEV	41.390	21 A.ABOGADO	1:02.347	70 U.SASAHARA	36.844	13	18 D.CAZZANIGA	2'20.546	2:20.815	(13)	
14	21 A.ABOGADO	41.463	18 D.CAZZANIGA	1:02.393	8 S.EVSTIGNEEV	37.004	14	21 A.ABOGADO	2'20.900	2:20.989	(14)	
15	41 D.OLSEN	41.495	8 S.EVSTIGNEEV	1:03.159	21 A.ABOGADO	37.090	15	8 S.EVSTIGNEEV	2'21.553	2:22.078	(15)	

FORMULA RENAULT **2.0** ALPS




FR 2.0 ALPS SPA EURORACE QUALIFYING GROUP A

Fastest Lap Sequence

Practice Time	Driver	Team	Car	Class	Time	Kph	Lap
4:42.740	30 Antonio FUOCO	PREMA JUNIOR			2:20.332	179.7	2
7:02.580	30 Antonio FUOCO	PREMA JUNIOR			2:19.840	180.3	3
7:08.137	32 Luca GHIOTTO	PREMA POWERTEAM			2:19.662	180.5	3
9:22.064	30 Antonio FUOCO	PREMA JUNIOR			2:19.484	180.8	4
11:41.179	30 Antonio FUOCO	PREMA JUNIOR			2:19.115	181.2	5
21:52.123	32 Luca GHIOTTO	PREMA POWERTEAM			2:18.826	181.6	8
23:07.581	30 Antonio FUOCO	PREMA JUNIOR			2:18.639	181.9	9
25:26.149	30 Antonio FUOCO	PREMA JUNIOR			2:18.568	182.0	10

FORMULA RENAULT **2.0** ALPS




FR 2.0 ALPS SPA EURORACE QUALIFYING GROUP B

Fastest Lap Sequence

Practice Time	Driver	Team	Car	Class	Time	Kph	Lap
4:48.324	33 Bruno BONIFACIO	PREMA POWERTEAM			2:19.565	180.7	2
7:07.166	33 Bruno BONIFACIO	PREMA POWERTEAM			2:18.842	181.6	3
9:25.568	33 Bruno BONIFACIO	PREMA POWERTEAM			2:18.402	182.2	4
24:28.450	33 Bruno BONIFACIO	PREMA POWERTEAM			2:18.231	182.4	9

FORMULA RENAULT 2.0

ALPS




FR 2.0 ALPS SPA EURORACE QUALIFYING GROUP A

Analysis

Lap	Time	Sector 1	Sector 2	Sector 3	Kph	Elapsed	Lap	Time	Sector 1	Sector 2	Sector 3	Kph	Elapsed	
2	Luke CHUDLEIGH CAN TECH 1 RACING							9	2:20.058	41.297	1:01.749	37.012	180.0	24:23.025
1	2:28.824	45.757	1:05.705	37.362	169.4	2:28.824	10	2:20.530	41.276	1:02.020	37.234	179.4	26:43.555	
2	2:21.502	41.881	1:02.546	37.075	178.2	4:50.326	11	2:19.896	41.068	1:02.050	36.778	180.2	29:03.451	
3	2:20.778	41.416	1:02.306	37.056	179.1	7:11.104	12	2:34.070 B	41.045	1:03.667	49.358	163.7	31:37.521	
4	2:32.555	52.021	1:03.373	37.161	165.3	9:43.659								
5	2:22.141	41.244	1:03.855	37.042	177.4	12:05.800								
6	2:27.928 B	41.386	1:02.401	44.141	170.4	14:33.728								
7	4:42.163	2:57.715	1:07.037	37.411	89.4	19:15.891								
8	2:20.446	41.516	1:01.982	36.948	179.5	21:36.337								
9	2:20.318	41.235	1:02.162	36.921	179.7	23:56.655								
10	2:20.739	41.552	1:02.270	36.917	179.2	26:17.394								
11	2:20.184	41.280	1:02.105	36.799	179.9	28:37.578								
12	2:19.922	41.236	1:01.883	36.803	180.2	30:57.500								
22	Francisco MORA POR INTERWETTEN.COM RACING TEAM							1	2:44.806	1:00.645	1:05.919	38.242	153.0	2:44.806
2	2:21.432	41.841	1:02.573	37.018	178.3	5:06.238	3	2:21.208	41.673	1:02.315	37.220	178.6	7:27.446	
3	2:21.208	41.673	1:02.315	37.220	178.6	7:27.446	4	2:21.725	41.380	1:03.309	37.036	177.9	9:49.171	
4	2:21.725	41.380	1:03.309	37.036	177.9	9:49.171	5	2:33.120 B	41.424	1:03.205	48.491	164.7	12:22.291	
5	2:33.120 B	41.424	1:03.205	48.491	164.7	12:22.291	6	4:15.410	2:31.886	1:05.596	37.928	98.7	16:37.701	
6	4:15.410	2:31.886	1:05.596	37.928	98.7	16:37.701	7	2:21.134	41.660	1:02.405	37.069	178.7	18:58.835	
7	2:21.134	41.660	1:02.405	37.069	178.7	18:58.835	8	2:20.472	41.556	1:01.985	36.931	179.5	21:19.307	
8	2:20.472	41.556	1:01.985	36.931	179.5	21:19.307	9	2:20.684	41.503	1:02.032	37.149	179.2	23:39.991	
9	2:20.684	41.503	1:02.032	37.149	179.2	23:39.991	10	2:25.360	41.432	1:06.813	37.115	173.5	26:05.351	
10	2:25.360	41.432	1:06.813	37.115	173.5	26:05.351	11	2:20.086	41.223	1:02.010	36.853	180.0	28:25.437	
11	2:20.086	41.223	1:02.010	36.853	180.0	28:25.437	12	2:20.367	41.395	1:02.008	36.964	179.6	30:45.804	
12	2:20.367	41.395	1:02.008	36.964	179.6	30:45.804								
25	Simon GACHET FRA ARTA ENGINEERING							1	2:35.512	52.707	1:05.129	37.676	162.1	2:35.512
2	2:22.266	41.935	1:03.093	37.238	177.2	4:57.778	3	2:25.637	41.598	1:06.085	37.954	173.1	7:23.415	
3	2:25.637	41.598	1:06.085	37.954	173.1	7:23.415	4	2:21.053	41.492	1:02.473	37.088	178.8	9:44.468	
4	2:21.053	41.492	1:02.473	37.088	178.8	9:44.468	5	2:22.165	41.242	1:03.794	37.129	177.4	12:06.633	
5	2:22.165	41.242	1:03.794	37.129	177.4	12:06.633	6	2:28.041 B	41.314	1:02.609	44.118	170.3	14:34.674	
6	2:28.041 B	41.314	1:02.609	44.118	170.3	14:34.674	7	3:59.406	2:18.869	1:03.161	37.376	105.3	18:34.080	
7	3:59.406	2:18.869	1:03.161	37.376	105.3	18:34.080	8	2:20.717	41.380	1:02.113	37.224	179.2	20:54.797	
8	2:20.717	41.380	1:02.113	37.224	179.2	20:54.797	9	2:20.695	41.549	1:01.895	37.251	179.2	23:15.492	
9	2:20.695	41.549	1:01.895	37.251	179.2	23:15.492	10	2:20.519	41.583	1:01.612	37.324	179.4	25:36.011	
10	2:20.519	41.583	1:01.612	37.324	179.4	25:36.011	11	2:20.348	41.314	1:01.802	37.232	179.7	27:56.359	
11	2:20.348	41.314	1:01.802	37.232	179.7	27:56.359	12	2:29.925 B	41.350	1:02.154	46.421	168.2	30:26.284	
12	2:29.925 B	41.350	1:02.154	46.421	168.2	30:26.284								
30	Antonio FUOCO ITA PREMA JUNIOR							1	2:22.408	41.989	1:03.236	37.183	177.1	2:22.408
2	2:20.332	41.901	1:01.634	36.797	179.7	4:42.740	3	2:19.840	41.629	1:01.408	36.803	180.3	7:02.580	
3	2:19.840	41.629	1:01.408	36.803	180.3	7:02.580	4	2:19.484	41.487	1:01.169	36.828	180.8	9:22.064	
4	2:19.484	41.487	1:01.169	36.828	180.8	9:22.064	5	2:19.115	41.162	1:01.236	36.717	181.2	11:41.179	
5	2:19.115	41.162	1:01.236	36.717	181.2	11:41.179	6	2:27.348 B	41.263	1:02.431	43.654	171.1	14:08.527	
6	2:27.348 B	41.263	1:02.431	43.654	171.1	14:08.527	7	4:21.239	2:41.892	1:02.424	36.923	96.5	18:29.766	
7	4:21.239	2:41.892	1:02.424	36.923	96.5	18:29.766	8	2:19.176	41.360	1:01.099	36.717	181.2	20:48.942	
8	2:19.176	41.360	1:01.099	36.717	181.2	20:48.942	9	2:18.639	41.256	1:00.770	36.613	181.9	23:07.581	
9	2:18.639	41.256	1:00.770	36.613	181.9	23:07.581	10	2:18.568	41.120	1:00.693	36.755	182.0	25:26.149	
10	2:18.568	41.120	1:00.693	36.755	182.0	25:26.149	11	2:33.970	41.049	1:07.881	45.040	163.8	28:00.119	
11	2:33.970	41.049	1:07.881	45.040	163.8	28:00.119	12	2:36.384 B	41.191	1:03.115	52.078	161.2	30:36.503	
12	2:36.384 B	41.191	1:03.115	52.078	161.2	30:36.503								
32	Luca GHIOTTO ITA PREMA POWERTEAM							1	2:27.511	44.891	1:05.339	37.281	170.9	2:27.511
2	2:20.964	41.761	1:02.292	36.911	178.9	4:48.475	3	2:19.662	41.494	1:01.345	36.823	180.5	7:08.137	
3	2:19.662	41.494	1:01.345	36.823	180.5	7:08.137	4	2:19.773	41.170	1:01.547	37.056	180.4	9:27.910	
4	2:19.773	41.170	1:01.547	37.056	180.4	9:27.910								

FORMULA RENAULT 2.0

ALPS




FR 2.0 ALPS SPA EURORACE QUALIFYING GROUP A

Analysis

Personal Best							Session Best		B Crossing the finish line in pit lane					
Lap	Time	Sector 1	Sector 2	Sector 3	Kph	Elapsed	Lap	Time	Sector 1	Sector 2	Sector 3	Kph	Elapsed	
36 Denis KORNEEV RUS														
JENZER MOTORSPORT														
1	2:39.786	55.006	1:07.107	37.673	157.8	2:39.786								
2	2:23.804	42.036	1:04.241	37.527	175.3	5:03.590								
3	2:23.294	41.790	1:04.228	37.276	176.0	7:26.884								
4	2:23.568	41.390	1:04.764	37.414	175.6	9:50.452								
5	2:21.047	41.384	1:02.561	37.102	178.8	12:11.499								
6	2:30.120B	41.467	1:04.637	44.016	168.0	14:41.619								
7	4:28.346	2:45.385	1:05.692	37.269	94.0	19:09.965								
8	2:21.140	41.588	1:02.672	36.880	178.6	21:31.105								
9	2:23.627	41.417	1:03.690	38.520	175.6	23:54.732								
10	2:21.147	41.564	1:02.381	37.202	178.6	26:15.879								
11	2:22.266	41.548	1:02.696	38.022	177.2	28:38.145								
12	2:20.388	41.250	1:02.249	36.889	179.6	30:58.533								
39 Kevin GILARDONI ITA														
GSK GRAND PRIX														
1	2:43.416	59.838	1:05.929	37.649	154.3	2:43.416								
2	2:21.032	41.927	1:02.095	37.010	178.8	5:04.448								
3	2:22.025	41.464	1:03.167	37.394	177.5	7:26.473								
4	2:20.579	41.605	1:01.835	37.139	179.4	9:47.052								
5	2:31.324B	41.390	1:02.430	47.504	166.6	12:18.376								
6	4:47.295	2:53.936	1:15.537	37.822	87.8	17:05.671								
7	2:20.652	41.691	1:01.886	37.075	179.3	19:26.323								
8	2:20.245	41.535	1:01.714	36.996	179.8	21:46.568								
9	2:20.101	41.478	1:01.588	37.035	180.0	24:06.669								
10	2:35.117	44.815	1:12.106	38.196	162.5	26:41.786								
11	2:20.271	41.427	1:01.965	36.879	179.8	29:02.057								
12	2:21.987	41.156	1:03.481	37.350	177.6	31:24.044								
40 Nicolas JAMIN FRA														
AV FORMULA														
1	3:01.481	1:05.374	1:11.875	44.232	138.9	3:01.481								
2	2:21.814	41.944	1:02.659	37.211	177.8	5:23.295								
3	2:21.435	41.493	1:02.749	37.193	178.3	7:44.730								
4	2:23.495	41.424	1:04.915	37.156	175.7	10:08.225								
5	2:20.517	41.372	1:02.187	36.958	179.4	12:28.742								
6	2:26.996B	41.351	1:02.116	43.529	171.5	14:55.738								
7	4:06.235	2:20.752	1:06.113	39.370	102.4	19:01.973								
8	2:22.369	41.547	1:03.838	36.984	177.1	21:24.342								
9	2:19.653	41.393	1:01.494	36.766	180.5	23:43.995								
10	2:20.381	41.315	1:02.223	36.843	179.6	26:04.376								
11	2:20.193	41.180	1:02.142	36.871	179.9	28:24.569								
12	2:19.589	41.251	1:01.514	36.824	180.6	30:44.158								
47 Levin AMWEG SUI														
JENZER MOTORSPORT														
1	2:37.727	52.384	1:07.673	37.670	159.9	2:37.727								
2	2:22.515	41.805	1:03.688	37.022	176.9	5:00.242								
3	2:21.277	41.768	1:02.598	36.911	178.5	7:21.519								
4	2:20.742	41.229	1:02.763	36.750	179.2	9:42.261								
5	2:20.951	41.312	1:02.585	37.054	178.9	12:03.212								
6	2:27.169B	41.580	1:02.792	42.797	171.3	14:30.381								
7	4:15.998	2:33.241	1:04.080	38.677	98.5	18:46.379								
8	2:21.787	41.560	1:03.054	37.173	177.8	21:08.166								
9	2:20.316	41.419	1:01.999	36.898	179.7	23:28.482								
10	2:20.347	41.319	1:02.048	36.980	179.7	25:48.829								
11	2:20.390	41.314	1:02.060	37.016	179.6	28:09.219								
12	2:23.466	41.363	1:03.833	38.270	175.7	30:32.685								
55 Jakub DALEWSKI POL														
JD MOTORSPORT														
1	12:51.388	...	1:23.067	37.661	32.7	12:51.388								
2	2:20.725	41.746	1:02.010	36.969	179.2	15:12.113								
3	2:20.087	41.443	1:01.773	36.871	180.0	17:32.200								
4	2:19.807	41.380	1:01.566	36.861	180.3	19:52.007								
5	2:23.811	41.413	1:05.328	37.070	175.3	22:15.818								
6	2:20.021	41.333	1:01.814	36.874	180.1	24:35.839								
7	2:19.896	41.274	1:01.623	36.999	180.2	26:55.735								
8	2:26.750B	41.365	1:02.870	42.515	171.8	29:22.485								
71 Gregor RAMSAY GBR														
EURONOVA RACING														
1	2:30.780	48.740	1:03.663	38.377	167.2	2:30.780								
2	2:20.980	41.675	1:02.338	36.967	178.8	4:51.760								
3	2:20.362	41.509	1:01.867	36.986	179.6	7:12.122								
4	2:20.894	41.822	1:01.901	37.171	179.0	9:33.016								
5	2:27.220B	41.375	1:02.421	43.424	171.3	12:00.236								
6	5:16.641	3:36.118	1:03.228	37.295	79.6	17:16.877								
7	2:20.439	41.574	1:01.901	36.964	179.5	19:37.316								
8	2:19.862	41.405	1:01.595	36.862	180.3	21:57.178								
9	2:20.096	41.397	1:01.535	37.164	180.0	24:17.274								
10	2:23.456	41.374	1:02.632	39.450	175.8	26:40.730								
11	2:20.264	41.458	1:01.795	37.011	179.8	29:00.994								
12	2:27.771B	41.042	1:01.814	44.915	170.6	31:28.765								
73 Pietro PECCENINI ITA														
TS CORSE														
1	2:52.876	1:03.585	1:10.715	38.576	145.9	2:52.876								
2	2:25.528	42.139	1:05.308	38.081	173.3	5:18.404								
3	2:27.943	42.777	1:07.093	38.073	170.4	7:46.347								
4	2:24.073	42.025	1:04.580	37.468	175.0	10:10.420								
5	2:23.676	41.741	1:04.339	37.596	175.5	12:34.096								
6	2:33.097B	41.940	1:04.748	46.409	164.7	15:07.193								
7	4:21.056	2:35.107	1:07.725	38.224	96.6	19:28.249								
8	2:22.468	41.845	1:03.374	37.249	177.0	21:50.717								
9	2:22.903	41.916	1:03.469	37.518	176.4	24:13.620								
10	2:22.522	41.828	1:03.255	37.439	176.9	26:36.142								
11	2:22.742	41.564	1:03.264	37.914	176.6	28:58.884								
12	2:41.208B	42.940	1:04.058	54.210	156.4	31:40.092								
88 Dzhon SIMONYAN RUS														
GSK GRAND PRIX														

FORMULA RENAULT 2.0

ALPS



FR 2.0 ALPS SPA EURORACE QUALIFYING GROUP A

Analysis

■ Personal Best
 ■ Session Best
 B Crossing the finish line in pit lane

Lap	Time	Sector 1	Sector 2	Sector 3	Kph	Elapsed	Lap	Time	Sector 1	Sector 2	Sector 3	Kph	Elapsed
1	2:45.611	59.512	1:08.073	38.026	152.2	2:45.611							
2	2:23.124	42.134	1:03.544	37.446	176.2	5:08.735							
3	2:22.848	41.889	1:03.228	37.731	176.5	7:31.583							
4	2:22.978	41.628	1:03.514	37.836	176.3	9:54.561							
5	2:24.375	43.345	1:03.460	37.570	174.6	12:18.936							
6	2:22.117	41.814	1:02.784	37.519	177.4	14:41.053							
7	2:34.082 B	42.889	1:06.022	45.171	163.6	17:15.135							
8	4:01.811	2:16.392	1:06.771	38.648	104.3	21:16.946							
9	2:24.170	42.337	1:03.162	38.671	174.9	23:41.116							
10	2:21.950	41.795	1:02.511	37.644	177.6	26:03.066							
11	2:25.509	41.943	1:05.974	37.592	173.3	28:28.575							

