

# Italia Motorsport Week End Special

## Formula Renault 2.0 Alps - Results Race 2

Laps 16 = 78,544 km - Avg 169,883 km/h - Race Time 27'44.426

No.	Driver	Competitor	Team	Car	Laps	Time	Gap	Rel.	Fastest Lap
1	<b>30 FUOCO</b> Antonio (ITA)	Prema Junior	Prema Junior	F.Renault 2.0 Alps	16	27'44.426		12	<b>1'43.146</b>
2	<b>26 VERMONT</b> William (FRA)	Arta Engineering	Arta Engineering	F.Renault 2.0 Alps	16	27'46.469	<b>2.043</b>	<b>2.043</b>	10 1'43.234
3	<b>33 BONIFACIO</b> Bruno (BRA)	Prema Powerteam	Prema Powerteam	F.Renault 2.0 Alps	16	27'48.997	<b>4.571</b>	<b>2.528</b>	13 1'43.380
4	<b>10 GASLY</b> Pierre (FRA)	Tech 1 Racing	Tech 1 Racing	F.Renault 2.0 Alps	16	27'49.444	<b>5.018</b>	<b>0.447</b>	10 1'43.379
5	<b>4 DE VRIES</b> Nyck (NED)	Koiranen GP	Koiranen GP	F.Renault 2.0 Alps	16	27'56.341	<b>11.915</b>	<b>6.897</b>	12 1'43.639
6P	<b>32 GHIOTTO</b> Luca (ITA)	Prema Powerteam	Prema Powerteam	F.Renault 2.0 Alps	16	28'00.024	<b>15.598</b>	<b>3.683</b>	10 1'43.242
7	<b>12 VAXIVIERE</b> Matthieu (FRA)	Tech 1 Racing	Tech 1 Racing	F.Renault 2.0 Alps	16	28'00.333	<b>15.907</b>	<b>0.309</b>	14 1'43.484
8	<b>55 DALEWSKI</b> Jakub (POL)	JD Motorsport	JD Motorsport	F.Renault 2.0 Alps	16	28'04.601	<b>20.175</b>	<b>4.268</b>	7 1'44.045
9	<b>27 TIRMAN</b> Simon (FRA)	Arta Engineering	Arta Engineering	F.Renault 2.0 Alps	16	28'10.237	<b>25.811</b>	<b>5.636</b>	14 1'44.475
10	<b>2 CHUDLEIGH</b> Luke (CAN)	Tech 1 Racing	Tech 1 Racing	F.Renault 2.0 Alps	16	28'13.475	<b>29.049</b>	<b>3.238</b>	15 1'44.361
11	<b>11 ORUDZHEV</b> Egor (RUS)	Tech 1 Racing	Tech 1 Racing	F.Renault 2.0 Alps	16	28'13.801	<b>29.375</b>	<b>0.326</b>	13 1'43.548
12	<b>3 VILLEMI</b> Hans (EST)	Koiranen GP	SMP Racing by Koiranen GP	F.Renault 2.0 Alps	16	28'14.095	<b>29.669</b>	<b>0.294</b>	14 1'44.352
13	<b>71 RAMSAY</b> Gregor (GBR)	Euronova Racing by F.I.M.	Euronova Racing	F.Renault 2.0 Alps	16	28'14.367	<b>29.941</b>	<b>0.272</b>	11 1'44.203
14	<b>38 TANG</b> Andrew (SIN)	Jenzer Motorsport	Jenzer Motorsport	F.Renault 2.0 Alps	16	28'14.684	<b>30.258</b>	<b>0.317</b>	13 1'44.490
15	<b>35 JOERG</b> Kevin (SUI)	Jenzer Motorsport	Jenzer Motorsport	F.Renault 2.0 Alps	16	28'18.447	<b>34.021</b>	<b>3.763</b>	15 1'43.986
16	<b>20 TERESHCHENKO</b> Konstantin (RUS)	Interwetten.com Racing Team	Interwetten.com Racing Team	F.Renault 2.0 Alps	16	28'20.023	<b>35.597</b>	<b>1.576</b>	15 1'44.366
17	<b>24 DE NARDA</b> Joffrey (FRA)	Arta Engineering	Arta Engineering	F.Renault 2.0 Alps	16	28'23.504	<b>39.078</b>	<b>3.481</b>	13 1'44.610
18	<b>70 SASAHARA</b> Ukyo (JPN)	Euronova Racing by F.I.M.	Euronova Racing	F.Renault 2.0 Alps	16	28'26.145	<b>41.719</b>	<b>2.641</b>	13 1'44.966
19	<b>88 SIMONYAN</b> Dzhon (RUS)	Cane Sergio	GSK Grand Prix	F.Renault 2.0 Alps	16	28'43.858	<b>59.432</b>	<b>17.713</b>	9 1'45.749
20	<b>15 CAPITANIO</b> Dario (ITA)	BVM Racing	BVM Racing	F.Renault 2.0 Alps	16	28'52.859	<b>1'08.433</b>	<b>9.001</b>	14 1'44.611
21	<b>18 CAZZANIGA</b> Daniele (ITA)	Viola Andrea	Viola Formula Racing	F.Renault 2.0 Alps	16	28'54.578	<b>1'10.152</b>	<b>1.719</b>	10 1'45.847
22	<b>36 KORNEEV</b> Denis (RUS)	Jenzer Motorsport	Jenzer Motorsport	F.Renault 2.0 Alps	16	29'01.861	<b>1'17.435</b>	<b>7.283</b>	9 1'45.299
23	<b>72 AMADO</b> Javier (VEN)	Euronova Racing by F.I.M.	Euronova Racing	F.Renault 2.0 Alps	16	29'02.818	<b>1'18.392</b>	<b>0.957</b>	10 1'45.621
24	<b>58 DI FOLCO</b> Alberto (ITA)	Torino Motorsport	Torino Motorsport	F.Renault 2.0 Alps	16	29'07.385	<b>1'22.959</b>	<b>4.567</b>	9 1'45.610
25	<b>21 ABOGADO</b> Alejandro (MEX)	Interwetten.com Racing Team	Interwetten.com Racing Team	F.Renault 2.0 Alps	16	29'17.078	<b>1'32.652</b>	<b>9.693</b>	10 1'46.613
26	<b>8 EVSTIGNEEV</b> Semen (RUS)	Koiranen GP	SMP Racing by Koiranen GP	F.Renault 2.0 Alps	15	27'58.519	<b>1 Lap</b>	<b>1 Lap</b>	12 1'47.307
27	<b>7 ZLOBIN</b> Nikita (RUS)	Koiranen GP	SMP Racing by Koiranen GP	F.Renault 2.0 Alps	14	27'57.649	<b>2 Laps</b>	<b>1 Lap</b>	13 1'46.589
28	<b>16 GHORPADE</b> Parth (IND)	BVM Racing	BVM Racing	F.Renault 2.0 Alps	12	21'24.512	<b>4 Laps</b>	<b>2 Laps</b>	9 1'44.578
29	<b>19 BAIGUERA</b> Andrea (ITA)	Baiguera Andrea	Brixia Horse Power by F.R.	F.Renault 2.0 Alps	12	21'48.711	<b>4 Laps</b>	<b>24.199</b>	11 1'45.618
----- Not Classified -----									
RET	<b>37 SCHAUMBURG-LIPPE</b> Max (GER)	Jenzer Motorsport	Jenzer Motorsport	F.Renault 2.0 Alps	10	18'08.020	<b>6 Laps</b>		10 1'45.587
RET	<b>9 BOSAK</b> Alex (POL)	Koiranen GP	SMP Racing by Koiranen GP	F.Renault 2.0 Alps	6	10'52.586	<b>10 Laps</b>		5 1'46.248
RET	<b>39 GILARDONI</b> Kevin (ITA)	Gilardoni Kevin	GSK Grand Prix	F.Renault 2.0 Alps	6	10'53.760	<b>10 Laps</b>		6 1'45.859
RET	<b>22 MORA</b> Francisco (POR)	Interwetten.com Racing Team	Interwetten.com Racing Team	F.Renault 2.0 Alps	6	10'54.536	<b>10 Laps</b>		5 1'45.371
RET	<b>73 PECCENINI</b> Pietro (ITA)	Peccenini Pietro	TS Corse	F.Renault 2.0 Alps	6	11'05.092	<b>10 Laps</b>		4 1'46.510
RET	<b>56 BRANGER</b> Juan (VEN)	JD Motorsport	JD Motorsport	F.Renault 2.0 Alps	1	1'57.500	<b>15 Laps</b>		
RET	<b>57 RANERI</b> Joshua (AUS)	Torino Motorsport	Torino Motorsport	F.Renault 2.0 Alps	1	2'02.808	<b>15 Laps</b>		
RET	<b>25 GACHET</b> Simon (FRA)	Arta Engineering	Arta Engineering	F.Renault 2.0 Alps	0				

Starting: 37 Not Started: 0 Retired: 8 Not Classified: 0 Classified: 29 Disqualified: 0

Fastest Lap N. 12 No. 30 Antonio Fuoco Time 1'43.146 Avg. 171,334 Km/h

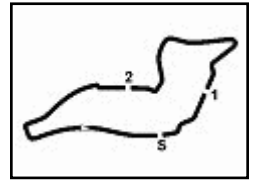
Driver. n. 32 penalty 10" for Position Grid as for Stewards' Decision n. 17

Humidity:	40%	AIR	24°C
Condition:	Dry	Temp:	44°C

Race Director : Fondacci Fabrizio

Start 13:24 End 13:54





Enzo e Dino Ferrari 4.909 m

# Italia Motorsport Week End Special

## Formula Renault 2.0 Alps - Analysis Race 2

2 CHUDLEIGH LUKE					
Lap	Sector 1	Sector 2	Sector 3	Lap Time	km/h
1	28.966	45.849	40.701	1'55.516	
2	23.325	44.705	39.383	1'47.413	
3	22.393	44.625	39.125	1'46.143	
4	22.263	43.801	39.113	1'45.177	
5	22.354	43.663	<b>38.795</b>	1'44.812	
6	22.941	44.086	39.131	1'46.158	
7	22.435	43.443	39.295	1'45.173	
8	22.164	43.450	38.995	1'44.609	
9	22.226	43.496	39.042	1'44.764	
10	22.103	43.398	39.020	1'44.521	
11	<b>22.043</b>	43.504	38.825	1'44.372	
12	23.073	43.732	38.973	1'45.778	
13	22.226	<b>43.314</b>	38.929	1'44.469	
14	22.054	43.684	38.936	1'44.674	
15	22.182	43.335	38.844	<b>1'44.361</b>	
16	22.118	43.621	39.796	1'45.535	

3 VILLEMI HANS					
Lap	Sector 1	Sector 2	Sector 3	Lap Time	km/h
1	27.866	45.853	40.416	1'54.135	
2	23.073	45.221	39.698	1'47.992	
3	22.356	44.241	39.279	1'45.876	
4	22.157	43.513	39.132	1'44.802	
5	22.158	43.468	39.020	1'44.646	
6	22.135	43.323	39.126	1'44.584	
7	22.696	43.441	39.061	1'45.198	
8	22.304	43.561	39.078	1'44.943	
9	22.127	43.415	38.872	1'44.414	
10	22.136	43.677	39.016	1'44.829	
11	22.186	43.415	39.052	1'44.653	
12	22.056	43.451	39.790	1'45.297	
13	22.769	<b>43.290</b>	39.056	1'45.115	
14	22.042	43.451	<b>38.859</b>	<b>1'44.352</b>	
15	<b>22.007</b>	43.386	39.610	1'45.003	
16	22.435	43.537	42.284	1'48.256	

4 DE VRIES NYCK					
Lap	Sector 1	Sector 2	Sector 3	Lap Time	km/h
1	25.929	45.063	39.582	1'50.574	
2	22.585	43.885	38.879	1'45.349	
3	22.325	43.697	38.861	1'44.883	
4	22.406	43.768	38.713	1'44.887	
5	22.315	44.307	38.710	1'45.332	
6	22.146	43.298	38.812	1'44.256	
7	22.126	43.093	38.752	1'43.971	
8	22.129	43.453	38.682	1'44.264	
9	21.988	43.288	38.714	1'43.990	
10	22.054	43.156	38.582	1'43.792	
11	22.332	<b>42.989</b>	<b>38.558</b>	1'43.879	
12	21.965	43.079	38.595	<b>1'43.639</b>	
13	22.149	43.029	38.644	1'43.822	
14	<b>21.905</b>	43.185	38.870	1'43.960	
15	22.162	43.777	38.911	1'44.850	
16	22.177	43.404	39.312	1'44.893	

7 ZLOBIN NIKITA					
Lap	Sector 1	Sector 2	Sector 3	Lap Time	km/h
1	32.945	48.801	41.387	2'03.133	
2	26.166	48.223	41.891	1'56.280	
3	24.668	47.667	41.847	1'54.182	
4	23.996	48.141	41.217	1'53.354	
5	23.624	46.309	41.082	1'51.015	
6	23.470	46.479	2'35.719	3'45.668 P	
7	36.268	46.131	40.228	2'02.627 P	
8	22.630	44.838	39.596	1'47.064	
9	22.495	44.500	39.744	1'46.739	
10	22.603	44.528	39.613	1'46.744	
11	22.500	<b>44.474</b>	39.682	1'46.656	
12	23.151	45.466	41.897	1'50.514	
13	22.460	44.526	39.603	<b>1'46.589</b>	
14	<b>22.442</b>	45.171	<b>39.471</b>	1'47.084	

8 EVSTIGNEEV SEMEN					
Lap	Sector 1	Sector 2	Sector 3	Lap Time	km/h
1	33.397	49.484	41.493	2'04.374	
2	24.079	1'12.972	40.770	2'17.821	

3	23.213	46.221	40.594	1'50.028	
4	22.917	45.406	40.348	1'48.671	
5	23.298	45.489	40.223	1'49.010	
6	23.028	45.339	40.219	1'48.586	
7	22.755	45.581	40.413	1'48.749	
8	23.305	45.594	40.584	1'49.483	
9	22.519	45.225	40.193	1'47.937	
10	23.502	45.158	40.522	1'49.182	
11	22.564	45.054	40.160	1'47.778	
12	<b>22.515</b>	<b>44.916</b>	39.876	<b>1'47.307</b>	
13	22.543	45.117	39.760	1'47.420	
14	23.902	49.731	40.045	1'53.678	
15	22.740	46.098	<b>39.657</b>	1'48.495	

9 BOSAK ALEX					
Lap	Sector 1	Sector 2	Sector 3	Lap Time	km/h
1	29.287	46.512	40.651	1'56.450	
2	23.335	44.903	39.759	1'47.997	
3	22.818	44.450	39.645	1'46.913	
4	<b>22.353</b>	44.262	39.742	1'46.357	
5	22.458	<b>44.151</b>	<b>39.639</b>	<b>1'46.248</b>	
6	22.768	44.388	41.465	1'48.621	

10 GASLY PIERRE					
Lap	Sector 1	Sector 2	Sector 3	Lap Time	km/h
1	25.348	44.605	39.310	1'49.263	
2	22.496	43.944	38.913	1'45.353	
3	22.504	43.851	39.010	1'45.365	
4	22.634	43.881	38.759	1'45.274	
5	22.163	43.087	38.597	1'43.847	
6	22.048	43.137	38.732	1'43.917	
7	22.340	42.949	38.534	1'43.823	
8	22.105	43.128	38.646	1'43.879	
9	21.950	42.983	38.655	1'43.588	
10	21.938	42.960	<b>38.481</b>	<b>1'43.379</b>	
11	21.971	43.166	38.698	1'43.835	
12	22.202	42.990	38.643	1'43.835	
13	21.982	43.023	38.596	1'43.601	
14	21.965	42.756	38.698	1'43.419	
15	21.944	<b>42.708</b>	38.763	1'43.415	
16	<b>21.891</b>	43.056	38.704	1'43.651	

11 ORUDZHEV EGOR					
Lap	Sector 1	Sector 2	Sector 3	Lap Time	km/h
1	27.586	45.455	44.321	1'57.362	
2	23.467	44.914	39.715	1'48.096	
3	23.495	44.029	39.527	1'47.051	
4	22.241	43.913	40.594	1'46.748	
5	23.015	43.825	38.905	1'45.745	
6	22.205	44.141	40.116	1'46.462	
7	22.564	42.937	38.667	1'44.168	
8	22.108	43.372	38.813	1'44.293	
9	23.439	43.254	38.719	1'45.412	
10	21.966	43.158	39.035	1'44.159	
11	23.055	43.406	38.618	1'45.079	
12	22.095	42.897	38.746	1'43.738	
13	22.120	42.861	<b>38.567</b>	<b>1'43.548</b>	
14	22.014	<b>42.672</b>	38.909	1'43.595	
15	22.062	42.915	38.703	1'43.680	
16	<b>21.926</b>	43.274	39.465	1'44.665	

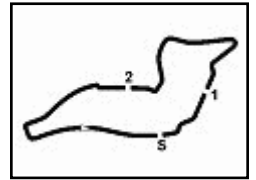
12 VAXIVIERE MATTHIEU					
Lap	Sector 1	Sector 2	Sector 3	Lap Time	km/h
1	27.372	45.528	40.202	1'53.102	
2	23.683	44.959	39.068	1'47.710	
3	22.561	43.494	39.022	1'45.077	
4	22.353	43.165	39.093	1'44.611	
5	22.410	43.241	38.974	1'44.625	
6	22.310	43.186	39.082	1'44.578	
7	22.287	43.094	39.020	1'44.401	
8	22.235	43.333	39.482	1'45.050	
9	22.142	43.133	38.918	1'44.193	
10	22.187	43.138	38.792	1'44.117	
11	22.098	42.835	38.793	1'43.726	
12	22.578	43.164	38.900	1'44.642	
13	<b>22.041</b>	42.809	38.706	1'43.556	
14	22.105	<b>42.704</b>	<b>38.675</b>	<b>1'43.484</b>	
15	22.208	42.919	38.753	1'43.880	

16	22.126	42.726	38.729	1'43.581	
----	--------	--------	--------	----------	--

15 CAPITANIO DARIO					
Lap	Sector 1	Sector 2	Sector 3	Lap Time	km/h
1	25.790	44.922	39.679	1'50.391	
2	53.348	45.788	39.649	2'18.785	
3	22.814	43.975	39.373	1'46.162	
4	23.079	46.349	40.438	1'49.866	
5	22.475	43.536	39.212	1'45.223	
6	22.313	44.017	39.380	1'45.710	
7	22.491	44.664	39.370	1'46.525	
8	22.382	43.998	39.211	1'45.591	
9	<b>22.194</b>	43.476	39.312	1'44.982	
10	22.652	43.499	39.115	1'45.266	
11	22.239	<b>43.453</b>	39.139	1'44.831	
12	22.242	43.658	40.138	1'46.038	
13	22.691	44.849	39.251	1'46.791	
14	22.224	43.467	<b>38.920</b>	<b>1'44.611</b>	
15	22.242	44.491	39.767	1'46.500	
16	22.464	43.931	39.192	1'45.587	

16 GHORPADE PARTH					
Lap	Sector 1	Sector 2	Sector 3	Lap Time	km/h
1	26.877	45.832	40.951	1'53.660	
2	26.269	45.260	40.220	1'51.749	
3	22.792	44.196	39.443	1'46.431	
4	22.407	44.081	40.200	1'46.688	
5	22.446	43.842	39.280	1'45.568	
6	22.343	<b>43.357</b>	39.108	1'44.808	
7	22.250	43.458	39.425	1'45.133	
8	22.572	43.580	<b>38.872</b>	1'45.024	
9	<b>22.066</b>	43.506	39.006	<b>1'44.578</b>	
10	22.229	44.294	39.135	1'45.658	
11	23.291	44.322	39.064	1'46.677	
12	25.547	43.981	39.010	1'48.538	

18 CAZZANIGA DANIELE					
Lap	Sector 1	Sector 2	Sector 3	Lap Time	km/h
1	31.341	47.841	41.084	2'00.266	
2	23.348	45.337	39.817	1'48.502	
3	23.253	45.363	40.811	1'49.427	
4	23.085	44.356	39.270	1'46.711	
5	23.856	47.627	40.237	1'51.720	
6	22.785	45.189	41.935	1'49.90	



Enzo e Dino Ferrari 4.909 m

Italia Motorsport Week End Special  
Formula Renault 2.0 Alps - Analysis Race 2

8	22.342	43.452	38.993	1'44.787
9	22.229	43.454	38.876	1'44.559
10	22.198	43.344	39.212	1'44.754
11	22.443	43.659	39.039	1'45.141
12	22.403	43.474	39.193	1'45.070
13	22.183	43.536	38.799	1'44.518
14	22.471	<b>43.312</b>	38.976	1'44.759
15	<b>22.148</b>	43.483	<b>38.735</b>	<b>1'44.366</b>
16	22.235	43.356	38.961	1'44.552

2	22.705	43.840	39.223	1'45.768
3	22.248	43.462	39.014	1'44.724
4	22.131	43.471	40.136	1'45.738
5	22.859	43.723	39.081	1'45.663
6	22.276	43.615	39.073	1'44.964
7	22.252	43.415	39.087	1'44.754
8	22.245	43.605	39.671	1'45.521
9	22.676	43.669	39.187	1'45.532
10	22.585	44.887	<b>38.940</b>	1'46.412
11	<b>22.105</b>	43.568	39.025	1'44.698
12	22.238	43.423	39.717	1'45.378
13	22.219	43.518	39.070	1'44.807
14	22.159	<b>43.355</b>	38.961	<b>1'44.475</b>
15	22.177	43.525	39.261	1'44.963
16	22.308	43.615	39.033	1'44.956

4	22.170	43.971	40.641	1'46.782
5	23.111	43.478	39.027	1'45.616
6	22.280	44.269	39.946	1'46.495
7	23.324	43.526	38.861	1'45.711
8	22.208	43.491	38.997	1'44.696
9	22.189	43.740	38.772	1'44.701
10	<b>21.960</b>	43.406	38.819	1'44.185
11	22.294	44.546	38.962	1'45.802
12	22.505	43.340	38.857	1'44.702
13	22.108	43.647	38.815	1'44.570
14	22.049	43.612	<b>38.725</b>	1'44.386
15	22.020	<b>43.091</b>	38.875	<b>1'43.986</b>
16	22.334	43.283	38.933	1'44.550

21 ABOGADO ALEJANDRO				
Lap	Sector 1	Sector 2	Sector 3	Lap Time km/h
1	31.643	47.879	42.428	2'01.950
2	23.712	45.576	40.616	1'49.904
3	23.076	45.178	54.633	2'02.887
4	23.409	46.509	41.326	1'51.244
5	23.044	44.667	39.996	1'47.707
6	23.051	44.468	39.633	1'47.152
7	22.895	45.388	39.892	1'48.175
8	22.810	44.790	40.071	1'47.671
9	22.752	44.728	39.589	1'47.069
10	22.605	44.385	39.623	<b>1'46.613</b>
11	<b>22.426</b>	<b>44.379</b>	40.202	1'47.007
12	22.534	44.650	39.626	1'46.810
13	22.610	44.666	<b>39.475</b>	1'46.751
14	22.535	44.689	39.768	1'46.992
15	22.659	44.469	39.848	1'46.976
16	22.586	49.614	39.970	1'52.170

30 FUOCO ANTONIO				
Lap	Sector 1	Sector 2	Sector 3	Lap Time km/h
1	24.742	44.327	39.114	1'48.183
2	22.582	44.020	38.793	1'45.395
3	22.220	43.286	38.704	1'44.210
4	22.091	43.129	38.544	1'43.764
5	22.109	42.982	38.445	1'43.536
6	22.287	43.091	38.503	1'43.881
7	22.143	43.064	38.549	1'43.756
8	22.093	43.596	38.456	1'44.145
9	21.983	42.947	38.572	1'43.502
10	21.945	42.972	38.494	1'43.411
11	21.969	43.157	38.453	1'43.579
12	21.908	<b>42.781</b>	38.457	<b>1'43.146</b>
13	21.917	42.812	38.563	1'43.292
14	<b>21.905</b>	43.038	<b>38.395</b>	1'43.338
15	21.991	42.937	38.412	1'43.340
16	21.995	43.287	38.666	1'43.948

36 KORNEEV DENIS				
Lap	Sector 1	Sector 2	Sector 3	Lap Time km/h
1	32.052	48.476	41.543	2'02.071
2	23.371	45.466	40.386	1'49.223
3	22.555	44.535	40.621	1'47.711
4	22.804	44.160	39.326	1'46.290
5	23.751	46.182	41.438	1'51.371
6	23.116	45.274	42.059	1'50.449
7	26.066	45.116	39.340	1'50.522
8	22.440	43.949	39.391	1'45.780
9	<b>22.267</b>	43.868	<b>39.164</b>	<b>1'45.299</b>
10	22.948	<b>43.727</b>	39.188	1'45.863
11	22.613	43.812	39.557	1'45.982
12	23.398	44.047	40.200	1'47.645
13	22.801	51.028	40.223	1'54.052
14	22.841	44.288	39.443	1'46.572
15	22.741	<b>43.727</b>	39.326	1'45.794
16	22.706	45.095	39.436	1'47.237

22 MORA FRANCISCO				
Lap	Sector 1	Sector 2	Sector 3	Lap Time km/h
1	31.856	48.302	41.713	2'01.871
2	23.032	45.190	40.181	1'48.403
3	22.453	44.885	39.970	1'47.308
4	<b>22.320</b>	<b>43.592</b>	39.728	1'45.640
5	22.479	43.729	<b>39.163</b>	<b>1'45.371</b>
6	22.553	44.110	39.280	1'45.943

32 GHIOTTO LUCA				
Lap	Sector 1	Sector 2	Sector 3	Lap Time km/h
1	26.445	44.939	39.405	1'50.789
2	22.747	43.781	39.172	1'45.700
3	22.315	43.611	38.632	1'44.558
4	22.258	43.956	38.737	1'44.951
5	22.066	43.702	38.508	1'44.276
6	22.071	42.983	38.586	1'43.640
7	22.059	43.123	38.575	1'43.757
8	22.201	43.274	38.568	1'44.043
9	21.921	43.174	38.604	1'43.699
10	21.869	42.898	38.475	<b>1'43.242</b>
11	<b>21.836</b>	42.861	38.605	1'43.302
12	21.916	43.333	38.505	1'43.754
13	21.947	42.977	38.680	1'43.604
14	22.007	42.948	38.551	1'43.506
15	22.300	42.984	<b>38.341</b>	1'43.625
16	21.880	<b>42.822</b>	38.876	1'43.578

37 SCHAUMBURG-LIPPE MAX				
Lap	Sector 1	Sector 2	Sector 3	Lap Time km/h
1	30.988	46.981	42.220	2'00.189
2	23.692	46.519	41.204	1'51.415
3	23.018	44.874	39.653	1'47.545
4	23.046	44.225	39.466	1'46.737
5	23.375	46.574	40.575	1'50.524
6	22.513	45.212	40.083	1'47.808
7	22.318	44.683	39.416	1'46.417
8	22.552	44.019	39.396	1'45.967
9	22.390	44.244	<b>39.197</b>	1'45.831
10	22.309	<b>43.955</b>	39.323	<b>1'45.587</b>

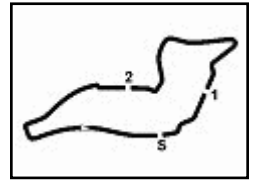
24 DE NARDA JOFFREY				
Lap	Sector 1	Sector 2	Sector 3	Lap Time km/h
1				1'55.326
2				1'51.563
3				1'47.572
4				1'46.067
5				1'45.814
6				1'46.244
7				1'45.685
8				1'44.933
9				1'44.743
10				1'44.804
11				1'44.855
12				1'45.473
13				<b>1'44.610</b>
14				1'45.619
15				1'44.809
16				1'45.387

38 TANG ANDREW				
Lap	Sector 1	Sector 2	Sector 3	Lap Time km/h
1	28.990	46.439	40.528	1'55.957
2	23.511	44.625	39.332	1'47.468
3	22.626	44.330	39.255	1'46.211
4	22.242	43.770	39.028	1'45.040
5	22.355	43.719	38.933	1'45.007
6	22.403	44.457	39.070	1'45.930
7	22.330	43.812	38.963	1'45.105
8	22.551	43.570	38.906	1'45.027
9	22.158	43.473	38.938	1'44.569
10	22.134	43.681	38.999	1'44.814
11	22.154	43.508	39.110	1'44.772
12	22.312	43.750	38.994	1'45.056
13	22.215	43.411	<b>38.864</b>	<b>1'44.490</b>
14	<b>22.070</b>	43.452	39.058	1'44.580
15	22.150	<b>43.405</b>	39.052	1'44.607
16	22.189	44.341	39.521	1'46.051

26 VERMONT WILLIAM				
Lap	Sector 1	Sector 2	Sector 3	Lap Time km/h
1	24.831	44.748	39.230	1'48.809
2	22.124	44.185	39.030	1'45.339
3	22.496	43.909	38.864	1'45.269
4	22.075	43.362	38.890	1'44.327
5	22.063	43.179	38.585	1'43.827
6	22.312	43.063	38.556	1'43.931
7	22.119	43.087	38.652	1'43.858
8	22.048	43.201	38.385	1'43.634
9	21.913	43.060	38.463	1'43.436
10	<b>21.879</b>	42.991	<b>38.364</b>	<b>1'43.234</b>
11	22.017	<b>42.865</b>	38.456	1'43.338
12	21.907	43.022	38.854	1'43.783
13	22.004	42.919	38.450	1'43.373
14	21.902	43.131	38.418	1'43.451
15	22.007	42.975	38.529	1'43.511
16	21.950	42.928	38.471	1'43.349

33 BONIFACIO BRUNO				
Lap	Sector 1	Sector 2	Sector 3	Lap Time km/h
1	25.536	44.718	39.398	1'49.652
2	22.576	44.016	38.755	1'45.347
3	22.253	44.061	38.819	1'45.133
4	22.387	43.481	38.608	1'44.476
5	22.113	43.326	<b>38.398</b>	1'43.837
6	22.002	43.318	38.826	1'44.146
7	22.033	43.107	38.564	1'43.704
8	22.001	43.442	38.460	1'43.903
9	21.899	43.147	38.561	1'43.607
10	21.951	<b>42.940</b>	38.653	1'43.544
11	22.001	43.206	38.582	1'43.789
12	<b>21.859</b>	43.155	38.644	1'43.658
13	21.959	43.010	38.411	<b>1'43.380</b>
14	21.932	43.145	38.472	1'43.549
15	21.953	43.104	38.551	1'43.608
16	21.983	43.078	38.603	1'43.664

39 GILARDONI KEVIN				
Lap	Sector 1	Sector 2	Sector 3	Lap Time km/h
1	30.589	46.932	40.908	1'58.429
2	23.250	46.073	40.087	1'49.410
3	23.019	44.318	39.818	1'47.155
4	22.899	44.301	39.502	1'46.702
5	22.438	<b>44.116</b>	39.651	1'46.205



Enzo e Dino Ferrari 4.909 m

## Italia Motorsport Week End Special Formula Renault 2.0 Alps - Analysis Race 2

3 / 3

4	22.214	43.504	38.839	1'44.557
5	22.148	43.502	38.843	1'44.493
6	22.197	43.547	38.978	1'44.722
7	22.093	43.120	38.832	<b>1'44.045</b>
8	22.169	43.594	39.016	1'44.779
9	22.500	43.761	39.133	1'45.394
10	22.379	43.586	<b>38.676</b>	1'44.641
11	22.110	<b>43.104</b>	38.842	1'44.056
12	<b>21.943</b>	43.341	38.919	1'44.203
13	21.956	43.410	38.686	1'44.052
14	22.069	43.314	38.784	1'44.167
15	22.046	43.389	38.848	1'44.283
16	22.055	43.329	39.024	1'44.408

72 AMADO JAVIER					
Lap	Sector 1	Sector 2	Sector 3	Lap Time	km/h
1	31.064	47.015	40.756	1'58.835	
2	23.117	46.181	40.355	1'49.653	
3	23.064	45.291	39.545	1'47.900	
4	22.359	44.230	<b>39.248</b>	1'45.837	
5	<b>22.342</b>	44.322	39.677	1'46.341	
6	22.984	44.660	39.309	1'46.953	
7	23.694	44.960	39.651	1'48.305	
8	22.782	44.154	39.390	1'46.326	
9	22.371	44.119	39.391	1'45.881	
10	22.438	<b>43.930</b>	39.253	<b>1'45.621</b>	
11	22.351	43.935	50.084	1'56.370	
12	22.886	46.189	40.743	1'49.818	
13	23.021	45.892	40.903	1'49.816	
14	23.031	45.757	40.203	1'48.991	
15	22.881	45.083	39.753	1'47.717	
16	22.887	45.787	39.780	1'48.454	

56 BRANGER JUAN					
Lap	Sector 1	Sector 2	Sector 3	Lap Time	km/h
1	29.828	46.974	40.698	1'57.500	

57 RANERI JOSHUA					
Lap	Sector 1	Sector 2	Sector 3	Lap Time	km/h
1	32.703	48.662	41.443	2'02.808	

58 DI FOLCO ALBERTO					
Lap	Sector 1	Sector 2	Sector 3	Lap Time	km/h
1	30.335	47.047	40.575	1'57.957	
2	23.362	46.055	40.099	1'49.516	
3	23.056	44.343	39.729	1'47.128	
4	22.917	44.001	39.382	1'46.300	
5	22.414	44.283	39.377	1'46.074	
6	22.866	47.130	39.536	1'49.532	
7	22.824	45.798	39.405	1'48.027	
8	22.406	44.529	39.338	1'46.273	
9	22.379	<b>43.888</b>	39.343	<b>1'45.610</b>	
10	22.393	44.055	<b>39.164</b>	1'45.612	
11	<b>22.341</b>	43.919	41.743	1'48.003	
12	22.633	54.931	41.531	1'59.095	
13	23.177	44.931	40.574	1'48.682	
14	22.377	52.544	41.088	1'56.009	
15	22.721	45.047	39.361	1'47.129	
16	22.547	44.585	39.306	1'46.438	

73 PECCENINI PIETRO					
Lap	Sector 1	Sector 2	Sector 3	Lap Time	km/h
1	32.231	48.962	41.377	2'02.570	
2	23.493	46.376	40.106	1'49.975	
3	23.304	44.932	40.448	1'48.684	
4	<b>22.542</b>	<b>44.377</b>	<b>39.591</b>	<b>1'46.510</b>	
5	22.768	45.198	40.297	1'48.263	
6	22.643	45.293	41.154	1'49.090	

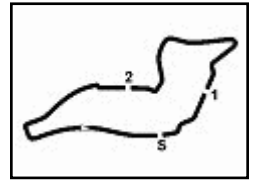
88 SIMONYAN DZHON					
Lap	Sector 1	Sector 2	Sector 3	Lap Time	km/h
1	32.365	47.524	41.546	2'01.435	
2	22.714	45.599	39.732	1'48.045	
3	23.034	45.491	40.097	1'48.622	
4	22.406	<b>43.764</b>	39.597	1'45.767	
5	24.751	44.575	39.496	1'48.822	
6	22.591	44.058	39.505	1'46.154	
7	22.533	44.828	39.316	1'46.677	
8	22.512	44.131	<b>39.212</b>	1'45.855	
9	22.443	43.929	39.377	<b>1'45.749</b>	
10	24.113	44.136	39.607	1'47.856	
11	22.388	44.244	39.745	1'46.377	
12	<b>22.359</b>	44.242	39.426	1'46.027	
13	22.628	44.572	39.727	1'46.927	
14	22.414	44.438	39.613	1'46.465	
15	22.428	44.356	39.469	1'46.253	
16	22.657	44.556	39.614	1'46.827	

70 SASAHARA UKYO					
Lap	Sector 1	Sector 2	Sector 3	Lap Time	km/h
1	31.645	46.748	41.217	1'59.610	
2	22.727	46.092	40.009	1'48.828	
3	22.527	44.534	39.506	1'46.567	
4	22.580	44.328	39.218	1'46.126	
5	22.402	44.382	39.384	1'46.168	
6	22.448	44.229	39.217	1'45.894	
7	22.670	43.876	<b>38.849</b>	1'45.395	
8	22.285	43.736	39.180	1'45.201	
9	22.399	43.785	39.323	1'45.507	
10	<b>22.169</b>	43.923	39.163	1'45.255	
11	22.229	44.023	39.088	1'45.340	
12	22.281	43.703	39.378	1'45.362	
13	22.259	<b>43.548</b>	39.159	<b>1'44.966</b>	
14	22.591	43.983	39.081	1'45.655	
15	22.293	43.557	39.127	1'44.977	
16	22.356	43.876	39.062	1'45.294	

71 RAMSAY GREGOR					
Lap	Sector 1	Sector 2	Sector 3	Lap Time	km/h
1	28.282	45.847	40.748	1'54.877	
2	22.514	45.465	39.714	1'47.693	
3	22.438	44.301	39.309	1'46.048	
4	22.303	43.750	39.306	1'45.359	
5	22.289	43.426	39.088	1'44.803	
6	22.300	43.306	38.881	1'44.487	
7	22.251	43.462	39.083	1'44.796	
8	22.418	43.437	39.069	1'44.924	
9	22.202	43.686	38.965	1'44.853	
10	22.031	43.423	38.934	1'44.388	
11	22.007	43.263	38.933	<b>1'44.203</b>	
12	22.097	43.636	39.325	1'45.058	
13	22.901	43.814	<b>38.698</b>	1'45.413	
14	<b>22.002</b>	43.534	38.974	1'44.510	
15	22.280	<b>43.226</b>	39.151	1'44.657	
16	22.330	44.031	41.937	1'48.298	

P = Pits In/Out - C = Lap-Time Cancelled





Enzo e Dino Ferrari 4.909 m

# Italia Motorsport Week End Special

## Formula Renault 2.0 Alps - Lap Chart Race 2

		Lap																
		1	2	3	4	5	6	7	8	9	10	11	12	13	14	15	16	
1	Pos	30	30	30	30	30	30	30	30	30	30	30	30	30	30	30	30	
2		26	26	26	26	26	26	26	26	26	26	26	26	26	26	26	26	
3		10	10	10	33	33	33	33	33	33	33	33	33	33	33	33	33	
4		33	33	33	10	10	10	10	10	10	10	10	10	10	10	10	10	
5		15	4	4	4	32	32	32	32	32	32	32	32	32	32	32	32	
6		4	32	32	32	4	4	4	4	4	4	4	4	4	4	4	4	
7		32	27	27	27	27	27	27	27	12	12	12	12	12	12	12	12	
8		27	12	12	12	12	12	12	12	27	55	55	55	55	55	55	55	
9		12	55	55	55	55	55	55	27	27	27	27	27	27	27	27	27	
10		16	3	3	3	3	3	3	3	3	3	3	3	3	3	3	2	
11		55	71	71	71	71	71	71	71	71	71	71	71	71	71	71	11	
12		3	2	2	2	2	2	2	2	2	2	2	2	2	2	2	3	
13		71	38	38	38	38	38	38	38	38	38	38	38	38	38	38	71	
14		24	9	9	9	9	16	16	16	16	16	11	11	11	11	11	38	
15		2	16	16	16	16	35	11	11	11	11	16	35	35	35	35	35	
16		38	11	35	35	35	11	35	35	35	35	35	20	20	20	20	20	
17		9	35	11	11	11	20	20	20	20	20	20	24	24	24	24	24	
18		35	24	20	20	20	9	24	24	24	24	24	16	70	70	70	70	
19		11	20	24	24	24	24	24	70	70	70	70	70	88	88	88	88	
20		56	58	58	58	58	70	72	72	72	72	58	88	18	18	15	15	
21		20	39	39	70	70	39	58	58	58	58	58	88	72	15	15	18	18
22		58	70	70	39	39	22	88	88	88	88	72	18	72	72	72	36	
23		39	72	72	72	72	72	37	37	37	37	18	36	58	36	36	72	
24		72	18	22	22	22	58	18	18	18	18	36	19	36	58	58	58	
25		70	88	88	88	88	88	36	36	36	36	19	58	21	21	21	21	
26		37	22	18	18	73	37	19	19	19	19	15	15	8	8	8		
27		18	36	36	36	37	73	15	15	15	15	21	21	7	7			
28		88	37	37	37	18	19	21	21	21	21	8	8					
29		22	21	73	73	36	18	8	8	8	8	7	7					
30		21	19	19	19	19	36	7	7	7	7							
31		36	73	7	15	15	15											
32		19	7	21	21	21	21											
33		73	15	15	7	7	8											
34		57	8	8	8	8	7											
35		7																
36		8																