

Enzo e Dino Ferrari 4.909 m

Peroni Race Network, 25-26-27 Maggio 2012

Clio Cup Italia - Classifica Prove Libere 1° Turno

Miglior Giro: = 2'05.321 - 4,909 km - Media 141,017 km/h

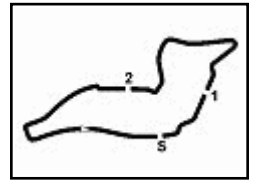
Num.	Conducente	Concorrente	Scuderia	Auto	Classe	Tempo	Dist.	Rel.	Giri
1	11 COMINI Stefano (CH)	Comini Stefano	Composit Motorsport	Ranault Clio Cup	J-E	2'05.321			13
2	9 RINALDI Nicola (ITA)	Rinaldi Nicola	GMC Motorsport	Ranault Clio Cup		2'06.367	1.046	1.046	11
3	4 DICKENSON David (IRL)	Team Pyro	Team Pyro-Target	Ranault Clio Cup		2'06.389	1.068	0.022	12
4	1 MURRAY Eoin (IRL)	Murray Eoin	Monolite Racing	Ranault Clio Cup	E	2'06.495	1.174	0.106	3
5	24 BALESTRERO Emanuele (ITA)	Balestrero Emanuele	Giada Auto	Ranault Clio Cup		2'06.854	1.533	0.359	11
6	35 PIPOLO Guglielmo (ITA)	Pipolo Guglielmo	GMC Motorsport	Ranault Clio Cup		2'06.867	1.546	0.013	12
7	67 CIATO Sebastiano (ITA)	Ciato Sebastiano	Composit Motorsport	Ranault Clio Cup	GE-	2'06.973	1.652	0.106	14
8	46 TAVANO Salvatore (ITA)	RMS Engineering srl	Rangoni Motorsport	Ranault Clio Cup	E	2'06.996	1.675	0.023	12
9	14 VIBERTI Claudio (ITA)	Viberti Claudio	Composit Motorsport	Ranault Clio Cup	J-E	2'07.010	1.689	0.014	14
10	47 ARCARESE Salvatore (ROM)	RMS Engineering srl	Rangoni Motorsport	Ranault Clio Cup	J-	2'07.024	1.703	0.014	8
11	69 ZANINI Stefano (ITA)	Zanini Stefano	Composit Motorsport	Ranault Clio Cup	GE-	2'07.160	1.839	0.136	10
12	89 GIOIA Federico (ITA)	Gioia Federico	Composit Motorsport	Ranault Clio Cup	J-	2'07.176	1.855	0.016	12
13	41 FERRARO Massimo (ITA)	Ferraro Massimo	Melatini Racing/Veregra Comp.	Ranault Clio Cup	GE-E	2'07.201	1.880	0.025	13
14	34 GIRONACCI Roberto (ITA)	Gironacci Roberto	GMC Motorsport	Ranault Clio Cup		2'07.208	1.887	0.007	12
15	83 MELATINI Simone (ITA)	Melatini Simone	Melatini Racing/Veregra Comp.	Ranault Clio Cup		2'07.391	2.070	0.183	10
16	17 PASQUALI Daniele (ITA)	Pasquali Daniele	Composit Motorsport	Ranault Clio Cup	GE-	2'07.470	2.149	0.079	13
17	8 DELL'ONTE Enrico (ITA)	Dell'Onte Enrico	Composit Motorsport	Ranault Clio Cup		2'07.743	2.422	0.273	13
18	59 NICOLI Lorenzo (ITA)	RMS Engineering srl	Rangoni Motorsport	Ranault Clio Cup		2'07.788	2.467	0.045	8
19	27 PUCCEZZI Michele (ITA)	Puccezzetti Michele	Autostar Motorsport	Ranault Clio Cup	GE-	2'08.054	2.733	0.266	12
20	99 LIGATO Luca (ITA)	Ligato Luca	GMC Motorsport	Ranault Clio Cup	J-	2'08.743	3.422	0.689	12
21	3 ZANOTTI Stefano (ITA)	Zanotti Stefano	Monolite Racing	Ranault Clio Cup		2'08.966	3.645	0.223	12
22	2 BERGONZINI Matteo (ITA)	Bergonzini Matteo	Monolite Racing	Ranault Clio Cup		2'08.979	3.658	0.013	9
23	5 PRINOTH Gabriel (ITA)	Prinoth Gabriel	Team Pyro-Target	Ranault Clio Cup	E	2'09.162	3.841	0.183	12
24	95 'SAETTA MCQUEEN' (ITA)	'Saetta McQueen'	Monolite Racing	Ranault Clio Cup	GE-	2'09.740	4.419	0.578	11
25	82 BONETTI Luca Luigi (ITA)	Bonetti Luca Luigi	Team Piloti Forlivesi	Ranault Clio Cup	GE-	2'10.053	4.732	0.313	9
26	7 GIACOMINI Gianluca (ITA)	One Racing	One Racing	Ranault Clio Cup	GE-	2'10.092	4.771	0.039	10
27	6 SWANWICK Chris (GBR)	Swanwick Chris	Team Pyro-Target	Ranault Clio Cup	J-E	2'10.538	5.217	0.446	7
28	60 PULIC Ivan (HR)	RMS Engineering srl	Rangoni Motorsport	Ranault Clio Cup	J-E	2'10.642	5.321	0.104	12
29	48 TEMPESTA Simone (ITA)	RMS Engineering srl	Rangoni Motorsport	Ranault Clio Cup	E	2'13.730	8.409	3.088	4

Direttore di Gara : Campana Giorgio

26/05/2012 Inizio 09:40 Fine 10:12

Esposta alle:





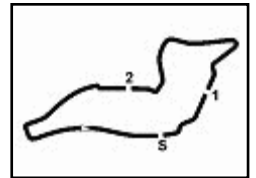
Enzo e Dino Ferrari 4.909 m

Peroni Race Network, 25-26-27 Maggio 2012

Clio Cup Italia - Ideal Time Prove Libere 1° Turno

Num.	Concorrente	Auto	Tratto 1	Tratto 2	Tratto 3	Tratto 4	Ideal Time	Tempo Ufficiale	Pos.	Diff.
1	11 COMINI S. (CH)	Ranault Clio Cup	8.533	17.702	52.148	46.455	2'04.838	2'05.321	1	0.483
2	14 VIBERTI C. (ITA)	Ranault Clio Cup	8.603	17.976	52.901	46.617	2'06.097	2'07.010	9	0.913
3	9 RINALDI N. (ITA)	Ranault Clio Cup	8.685	17.693	53.234	46.508	2'06.120	2'06.367	2	0.247
4	4 DICKENSON D. (IRL)	Ranault Clio Cup	8.722	17.630	53.149	46.700	2'06.201	2'06.389	3	0.188
5	35 PIPOLO G. (ITA)	Ranault Clio Cup	8.672	17.776	53.292	46.564	2'06.304	2'06.867	6	0.563
6	1 MURRAY E. (IRL)	Ranault Clio Cup	8.975	17.705	52.960	46.698	2'06.338	2'06.495	4	0.157
7	47 ARCARESE S. (ROM)	Ranault Clio Cup	8.574	17.699	53.137	46.959	2'06.369	2'07.024	10	0.655
8	46 TAVANO S. (ITA)	Ranault Clio Cup	8.767	18.002	52.889	46.769	2'06.427	2'06.996	8	0.569
9	67 CIATO S. (ITA)	Ranault Clio Cup	8.674	17.894	53.181	46.751	2'06.500	2'06.973	7	0.473
10	69 ZANINI S. (ITA)	Ranault Clio Cup	8.618	18.100	52.904	46.943	2'06.565	2'07.160	11	0.595
11	24 BALESTRERO E. (ITA)	Ranault Clio Cup	8.589	18.110	53.270	46.697	2'06.666	2'06.854	5	0.188
12	41 FERRARO M. (ITA)	Ranault Clio Cup	8.586	18.030	53.473	46.797	2'06.886	2'07.201	13	0.315
13	34 GIRONACCI R. (ITA)	Ranault Clio Cup	8.710	17.845	53.576	46.776	2'06.907	2'07.208	14	0.301
14	89 GIOIA F. (ITA)	Ranault Clio Cup	8.769	17.958	53.535	46.790	2'07.052	2'07.176	12	0.124
15	83 MELATINI S. (ITA)	Ranault Clio Cup	8.773	17.947	53.321	47.138	2'07.179	2'07.391	15	0.212
16	17 PASQUALI D. (ITA)	Ranault Clio Cup	8.684	18.121	53.526	47.033	2'07.364	2'07.470	16	0.106
17	8 DELL'ONTE E. (ITA)	Ranault Clio Cup	8.794	18.393	53.370	46.962	2'07.519	2'07.743	17	0.224
18	59 NICOLI L. (ITA)	Ranault Clio Cup	8.673	18.237	53.726	46.934	2'07.570	2'07.788	18	0.218
19	27 PUCCHETTI M. (ITA)	Ranault Clio Cup	8.811	18.038	53.676	47.276	2'07.801	2'08.054	19	0.253
20	99 LIGATO L. (ITA)	Ranault Clio Cup	8.893	18.284	53.735	47.311	2'08.223	2'08.743	20	0.520
21	2 BERGONZINI M. (ITA)	Ranault Clio Cup	8.696	18.221	53.993	47.469	2'08.379	2'08.979	22	0.600
22	5 PRINOTH G. (ITA)	Ranault Clio Cup	8.764	18.171	54.218	47.308	2'08.461	2'09.162	23	0.701
23	3 ZANOTTI S. (ITA)	Ranault Clio Cup	8.799	18.293	54.461	47.324	2'08.877	2'08.966	21	0.089
24	7 GIACOMINI G. (ITA)	Ranault Clio Cup	8.837	18.447	54.319	47.412	2'09.015	2'10.092	26	1.077
25	95 'SAETTA MCQUEEN' (ITA)	Ranault Clio Cup	8.735	18.247	54.415	47.719	2'09.116	2'09.740	24	0.624
26	6 SWANWICK C. (GBR)	Ranault Clio Cup	8.823	18.028	55.228	47.748	2'09.827	2'10.538	27	0.711
27	82 BONETTI L. (ITA)	Ranault Clio Cup	8.873	18.186	54.408	48.420	2'09.887	2'10.053	25	0.166
28	60 PULIC I. (HR)	Ranault Clio Cup	8.817	18.659	54.597	47.928	2'10.001	2'10.642	28	0.641
29	48 TEMPESTA S. (ITA)	Ranault Clio Cup	8.691	18.892	56.762	48.767	2'13.112	2'13.730	29	0.618
Ideal Time Assoluto			8.533	17.630	52.148	46.455	2'04.766			





Enzo e Dino Ferrari 4.909 m

Peroni Race Network, 25-26-27 Maggio 2012

Clio Cup Italia - Velocità Prove Libere 1° Turno

Miglior Giro:

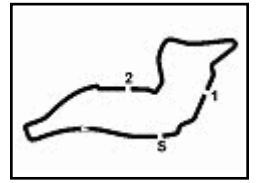
1	11	COMINI Stefano	Ranault Clio Cup	2'05.321
2	9	RINALDI Nicola	Ranault Clio Cup	2'06.367
3	4	DICKENSON David	Ranault Clio Cup	2'06.389
4	1	MURRAY Eoin	Ranault Clio Cup	2'06.495
5	24	BALESTRERO Emanuele	Ranault Clio Cup	2'06.854
6	35	PIPOLO Guglielmo	Ranault Clio Cup	2'06.867
7	67	CIATO Sebastiano	Ranault Clio Cup	2'06.973
8	46	TAVANO Salvatore	Ranault Clio Cup	2'06.996
9	14	VIBERTI Claudio	Ranault Clio Cup	2'07.010
10	47	ARCARESE Salvatore	Ranault Clio Cup	2'07.024
11	69	ZANINI Stefano	Ranault Clio Cup	2'07.160
12	89	GIOIA Federico	Ranault Clio Cup	2'07.176
13	41	FERRARO Massimo	Ranault Clio Cup	2'07.201
14	34	GIRONACCI Roberto	Ranault Clio Cup	2'07.208
15	83	MELATINI Simone	Ranault Clio Cup	2'07.391
16	17	PASQUALI Daniele	Ranault Clio Cup	2'07.470
17	8	DELL'ONTE Enrico	Ranault Clio Cup	2'07.743
18	59	NICOLI Lorenzo	Ranault Clio Cup	2'07.788
19	27	PUC CETTI Michele	Ranault Clio Cup	2'08.054
20	99	LIGATO Luca	Ranault Clio Cup	2'08.743
21	3	ZANOTTI Stefano	Ranault Clio Cup	2'08.966
22	2	BERGONZINI Matteo	Ranault Clio Cup	2'08.979
23	5	PRINOTH Gabriel	Ranault Clio Cup	2'09.162
24	95	'SAETTA MCQUEEN'	Ranault Clio Cup	2'09.740
25	82	BONETTI Luca Luigi	Ranault Clio Cup	2'10.053
26	7	GIACOMINI Gianluca	Ranault Clio Cup	2'10.092
27	6	SWANWICK Chris	Ranault Clio Cup	2'10.538
28	60	PULIC Ivan	Ranault Clio Cup	2'10.642
29	48	TEMPESTA Simone	Ranault Clio Cup	2'13.730

Velocità

1	11	COMINI Stefano	Ranault Clio Cup	212.1
2	47	ARCARESE Salvatore	Ranault Clio Cup	211.3
3	24	BALESTRERO Emanuele	Ranault Clio Cup	210.9
4	14	VIBERTI Claudio	Ranault Clio Cup	210.9
5	69	ZANINI Stefano	Ranault Clio Cup	210.5
6	48	TEMPESTA Simone	Ranault Clio Cup	210.5
7	17	PASQUALI Daniele	Ranault Clio Cup	210.5
8	67	CIATO Sebastiano	Ranault Clio Cup	210.1
9	41	FERRARO Massimo	Ranault Clio Cup	210.1
10	35	PIPOLO Guglielmo	Ranault Clio Cup	209.7
11	59	NICOLI Lorenzo	Ranault Clio Cup	209.7
12	34	GIRONACCI Roberto	Ranault Clio Cup	209.7
13	2	BERGONZINI Matteo	Ranault Clio Cup	209.2
14	95	'SAETTA MCQUEEN'	Ranault Clio Cup	208.8
15	9	RINALDI Nicola	Ranault Clio Cup	208.4
16	89	GIOIA Federico	Ranault Clio Cup	208.4
17	83	MELATINI Simone	Ranault Clio Cup	207.6
18	3	ZANOTTI Stefano	Ranault Clio Cup	207.6
19	5	PRINOTH Gabriel	Ranault Clio Cup	207.6
20	4	DICKENSON David	Ranault Clio Cup	207.6
21	6	SWANWICK Chris	Ranault Clio Cup	207.2
22	8	DELL'ONTE Enrico	Ranault Clio Cup	207.2
23	46	TAVANO Salvatore	Ranault Clio Cup	207.2
24	60	PULIC Ivan	Ranault Clio Cup	206.5
25	27	PUC CETTI Michele	Ranault Clio Cup	206.1
26	82	BONETTI Luca Luigi	Ranault Clio Cup	204.9
27	99	LIGATO Luca	Ranault Clio Cup	204.1
28	7	GIACOMINI Gianluca	Ranault Clio Cup	203.7
29	1	MURRAY Eoin	Ranault Clio Cup	202.2

Tratto 1			Tratto 2			Tratto 3			Tratto 4						
1	11	COMINI S.	8.533	1	4	DICKENSON D.	17.630	1	11	COMINI S.	52.148	1	11	COMINI S.	46.455
2	47	ARCARESE S.	8.574	2	9	RINALDI N.	17.693	2	46	TAVANO S.	52.889	2	9	RINALDI N.	46.508
3	41	FERRARO M.	8.586	3	47	ARCARESE S.	17.699	3	14	VIBERTI C.	52.901	3	35	PIPOLO G.	46.564
4	24	BALESTRERO E.	8.589	4	11	COMINI S.	17.702	4	69	ZANINI S.	52.904	4	14	VIBERTI C.	46.617
5	14	VIBERTI C.	8.603	5	1	MURRAY E.	17.705	5	1	MURRAY E.	52.960	5	24	BALESTRERO E.	46.697
6	69	ZANINI S.	8.618	6	35	PIPOLO G.	17.776	6	47	ARCARESE S.	53.137	6	1	MURRAY E.	46.698
7	35	PIPOLO G.	8.672	7	34	GIRONACCI R.	17.845	7	4	DICKENSON D.	53.149	7	4	DICKENSON D.	46.700
8	59	NICOLI L.	8.673	8	67	CIATO S.	17.894	8	67	CIATO S.	53.181	8	67	CIATO S.	46.751
9	67	CIATO S.	8.674	9	83	MELATINI S.	17.947	9	9	RINALDI N.	53.234	9	46	TAVANO S.	46.769
10	17	PASQUALI D.	8.684	10	89	GIOIA F.	17.958	10	24	BALESTRERO E.	53.270	10	34	GIRONACCI R.	46.776
11	9	RINALDI N.	8.685	11	14	VIBERTI C.	17.976	11	35	PIPOLO G.	53.292	11	89	GIOIA F.	46.790
12	48	TEMPESTA S.	8.691	12	46	TAVANO S.	18.002	12	83	MELATINI S.	53.321	12	41	FERRARO M.	46.797
13	2	BERGONZINI M.	8.696	13	6	SWANWICK C.	18.028	13	8	DELL'ONTE E.	53.370	13	59	NICOLI L.	46.934
14	34	GIRONACCI R.	8.710	14	41	FERRARO M.	18.030	14	41	FERRARO M.	53.473	14	69	ZANINI S.	46.943
15	4	DICKENSON D.	8.722	15	27	PUC CETTI M.	18.038	15	17	PASQUALI D.	53.526	15	47	ARCARESE S.	46.959
16	95	'SAETTA MCQUEE	8.735	16	69	ZANINI S.	18.100	16	89	GIOIA F.	53.535	16	8	DELL'ONTE E.	46.962
17	5	PRINOTH G.	8.764	17	24	BALESTRERO E.	18.110	17	34	GIRONACCI R.	53.576	17	17	PASQUALI D.	47.033
18	46	TAVANO S.	8.767	18	17	PASQUALI D.	18.121	18	27	PUC CETTI M.	53.676	18	83	MELATINI S.	47.138
19	89	GIOIA F.	8.769	19	5	PRINOTH G.	18.171	19	59	NICOLI L.	53.726	19	27	PUC CETTI M.	47.276
20	83	MELATINI S.	8.773	20	82	BONETTI L.	18.186	20	99	LIGATO L.	53.735	20	5	PRINOTH G.	47.308
21	8	DELL'ONTE E.	8.794	21	2	BERGONZINI M.	18.221	21	2	BERGONZINI M.	53.993	21	99	LIGATO L.	47.311
22	3	ZANOTTI S.	8.799	22	59	NICOLI L.	18.237	22	5	PRINOTH G.	54.218	22	3	ZANOTTI S.	47.324
23	27	PUC CETTI M.	8.811	23	95	'SAETTA MCQUEE	18.247	23	7	GIACOMINI G.	54.319	23	7	GIACOMINI G.	47.412
24	60	PULIC I.	8.817	24	99	LIGATO L.	18.284	24	82	BONETTI L.	54.408	24	2	BERGONZINI M.	47.469
25	6	SWANWICK C.	8.823	25	3	ZANOTTI S.	18.293	25	95	'SAETTA MCQUEE	54.415	25	95	'SAETTA MCQUEE	47.719
26	7	GIACOMINI G.	8.837	26	8	DELL'ONTE E.	18.393	26	3	ZANOTTI S.	54.461	26	6	SWANWICK C.	47.748
27	82	BONETTI L.	8.873	27	7	GIACOMINI G.	18.447	27	60	PULIC I.	54.597	27	60	PULIC I.	47.928
28	99	LIGATO L.	8.893	28	60	PULIC I.	18.659	28	6	SWANWICK C.	55.228	28	82	BONETTI L.	48.420
29	1	MURRAY E.	8.975	29	48	TEMPESTA S.	18.892	29	48	TEMPESTA S.	56.762	29	48	TEMPESTA S.	48.767





Enzo e Dino Ferrari 4.909 m

Peroni Race Network, 25-26-27 Maggio 2012

Clio Cup Italia - Analisi Tempi Prove Libere 1° Turno

1 MURRAY EOIN

Giro	Tratto 1	Tratto 2	Tratto 3	Tratto 4	T. Giro	km/h	Local Time
1	28.180	22.903	1'01.270	50.484	2'42.837 P	109.4	9:44'27.665
2	9.046	17.912	53.715	46.970	2'07.643	201.1	9:46'35.308
3	9.032	17.805	52.960	46.698	2'06.495	201.8	9:48'41.803

2 BERGONZINI MATTEO

Giro	Tratto 1	Tratto 2	Tratto 3	Tratto 4	T. Giro	km/h	Local Time
1	23.135	22.828	1'00.798	50.476	2'37.237 P	110.7	9:41'51.825
2	8.900	19.088	55.600	49.057	2'12.645	203.0	9:44'29.062
3	9.255	20.683	1'03.670	55.242	2'28.850	177.1	9:49'10.557
4	9.226	20.248	1'01.463	49.473	2'20.410	187.8	9:51'30.967
5	8.696	18.778	54.248	47.511	2'09.233	209.2	9:53'40.200
6	8.782	20.475	55.777	5'35.962	7'00.996 P	184.3	10:00'41.196
7	22.417	21.463	55.849	48.246	2'27.975 P	139.8	10:03'09.171
8	8.913	18.461	54.381	47.469	2'09.224	204.1	10:05'18.395
9	8.783	18.221	53.993	47.982	2'08.979	208.0	10:07'27.374

3 ZANOTTI STEFANO

Giro	Tratto 1	Tratto 2	Tratto 3	Tratto 4	T. Giro	km/h	Local Time
1	22.144	24.307	1'05.848	55.405	2'47.704 P	111.3	9:44'48.764
2	9.352	21.279	59.899	50.109	2'20.639	163.4	9:47'09.403
3	8.994	20.743	56.748	48.515	2'15.000	203.7	9:49'24.403
4	8.955	18.620	55.861	48.316	2'11.752	203.7	9:51'36.155
5	8.939	18.800	55.052	48.275	2'11.066	203.7	9:53'47.221
6	8.928	19.440	55.070	47.717	2'11.155	196.0	9:55'58.376
7	8.965	18.496	55.653	48.984	2'12.098	203.7	9:58'10.474
8	8.799	18.552	55.258	47.846	2'10.455	207.6	10:00'20.929
9	8.888	18.293	54.461	47.324	2'08.966	204.1	10:02'29.895
10	8.836	18.593	54.626	47.752	2'09.807	205.3	10:04'39.702
11	8.851	18.598	1'28.755	3'00.781	4'56.985 P	205.7	10:09'36.687
12	17.564	19.327	54.794	48.129	2'19.814 P	148.0	10:11'56.501

4 DICKENSON DAVID

Giro	Tratto 1	Tratto 2	Tratto 3	Tratto 4	T. Giro	km/h	Local Time
1	28.385	21.710	1'05.179	59.151	2'54.425 P	137.6	9:40'42.649
2	9.048	18.354	54.461	48.252	2'10.115	200.7	9:45'47.189
3	8.900	17.929	53.846	47.890	2'08.565	203.7	9:47'55.754
4	8.886	18.205	53.363	46.702	2'07.156	205.3	9:50'02.910
5	8.768	17.640	54.240	1'04.848	2'25.496	206.8	9:52'28.406
6	8.871	19.434	54.315	47.025	2'09.645	193.5	9:54'38.051
7	9.173	20.722	53.759	2'37.366	4'01.020 P	156.8	9:58'39.071
8	19.454	20.876	1'01.829	59.108	2'41.267 P	144.6	10:01'20.338
9	8.894	19.891	55.545	47.910	2'12.240	197.8	10:03'32.578
10	8.805	17.813	53.149	46.783	2'06.550	206.5	10:05'39.128
11	8.761	17.695	53.495	46.745	2'06.696	207.2	10:07'45.824
12	8.722	17.630	53.337	46.700	2'06.389	207.6	10:09'52.213

5 PRINOTH GABRIEL

Giro	Tratto 1	Tratto 2	Tratto 3	Tratto 4	T. Giro	km/h	Local Time
1	25.109	28.249	1'07.048	57.030	2'57.436 P	103.1	9:41'10.970
2	9.062	20.387	57.425	49.570	2'16.444	200.7	9:46'24.850
3	9.049	19.560	55.767	47.718	2'12.094	199.6	9:48'36.944
4	8.978	18.741	54.727	47.612	2'10.058	203.0	9:50'47.002
5	8.901	18.471	54.562	47.308	2'09.242	203.7	9:52'56.244
6	8.956	19.435	55.152	47.505	2'11.048	184.3	9:55'07.292
7	8.880	18.622	54.885	47.855	2'10.242	204.5	9:57'17.534
8	8.869	18.971	58.007	2'22.034	3'47.881 P	202.2	10:01'05.415
9	21.040	22.938	55.631	49.495	2'29.104 P	129.6	10:03'34.519
10	8.764	18.171	54.652	47.807	2'09.394	207.6	10:05'43.913
11	8.816	18.519	54.218	47.834	2'09.387	206.1	10:07'53.300
12	8.797	18.427	54.233	47.705	2'09.162	206.1	10:10'02.462

6 SWANWICK CHRIS

Giro	Tratto 1	Tratto 2	Tratto 3	Tratto 4	T. Giro	km/h	Local Time
1	22.457	24.265	1'00.290	51.244	2'38.256 P	125.5	9:40'59.484
2	8.823	18.508	55.869	48.560	2'11.760	207.2	9:43'37.740
3	8.923	18.428	55.847	48.426	2'11.624	191.1	9:48'01.124
4	8.987	18.035	55.795	48.355	2'11.172	203.3	9:50'12.296
5	8.927	18.028	55.501	48.082	2'10.538	204.1	9:52'22.834
6	9.206	18.614	55.228	47.748	2'10.796	185.6	9:54'33.630
7	8.847	18.581	55.296	48.607	2'11.331	205.7	9:56'44.961

7 GIACOMINI GIANLUCA

Giro	Tratto 1	Tratto 2	Tratto 3	Tratto 4	T. Giro	km/h	Local Time
1		25.423	1'07.565	57.566		124.2	9:42'54.668
2	9.239	19.750	58.979	49.527	2'17.495	193.9	9:45'12.163
3	9.030	19.131	55.244	1'15.264	2'38.669	201.1	9:47'50.832
4	9.222	18.933	57.162	48.174	2'13.491	193.2	9:50'04.323
5	8.921	18.778	55.965	47.919	2'11.583	202.6	9:52'15.906
6	9.065	18.738	55.318	47.931	2'11.052	198.9	9:54'26.958
7	8.977	18.790	54.467	47.858	2'10.092	200.3	9:56'37.050
8	9.067	18.596	55.147	47.412	2'10.222	198.1	9:58'47.272
9	8.966	19.079	54.616	2'42.863	4'05.524 P	200.3	10:02'52.796
10	17.767	20.582	55.711	48.015	2'22.075 P	143.1	10:05'14.871
11	8.837	18.447	55.138	49.351	2'11.773	203.7	10:07'26.644

8 DELL'ONTE ENRICO

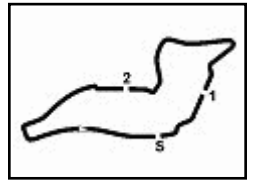
Giro	Tratto 1	Tratto 2	Tratto 3	Tratto 4	T. Giro	km/h	Local Time
1	40.798	22.059	1'02.125	49.624	2'54.606 P	138.0	9:40'06.976
2	8.923	19.984	57.640	48.379	2'14.926	189.5	9:43'01.582
3	8.867	18.940	54.906	48.078	2'10.791	204.1	9:47'27.299
4	8.927	18.628	53.940	47.374	2'08.869	203.7	9:49'36.168
5	8.870	18.538	53.370	47.872	2'08.650	204.9	9:51'44.818
6	8.813	18.735	55.961	2'33.243	4'26.752 P	206.1	9:56'11.570
7	18.723	19.920	56.820	49.463	2'24.926 P	143.7	9:58'36.496
8	8.794	19.095	54.180	47.718	2'09.787	207.2	10:00'46.283
9	8.805	18.606	53.726	47.372	2'08.509	206.5	10:02'54.792
10	8.816	18.666	53.588	47.325	2'08.395	206.5	10:05'03.187
11	8.810	18.590	53.688	46.962	2'08.050	206.5	10:07'11.237
12	8.802	18.393	53.433	47.115	2'07.743	206.5	10:09'18.980
13	8.828	18.409	54.805	47.288	2'09.330	205.7	10:11'28.310

9 RINALDI NICOLA

Giro	Tratto 1	Tratto 2	Tratto 3	Tratto 4	T. Giro	km/h	Local Time
1		21.249	57.342	47.656		116.2	9:42'43.225
2	8.988	18.101	53.552	46.708	2'07.349	202.6	9:44'50.574
3	8.834	19.284	53.935	46.798	2'08.851	204.9	9:46'59.425
4	8.936	17.693	53.234	46.775	2'06.638	201.5	9:49'06.063
5	8.937	17.748	53.289	46.523	2'06.497	201.5	9:51'12.560
6	8.878	17.797	58.352	3'59.316	5'24.343 P	202.6	9:56'36.903
7	20.322	20.647	54.299	55.862	2'31.130 P	137.3	9:59'08.033
8	8.867	17.934	53.511	46.844	2'07.156	203.7	10:01'15.189
9	8.740	17.847	53.388	46.508	2'06.483	206.8	10:03'21.672
10	8.770	17.846	53.400	46.675	2'06.691	206.1	10:05'28.363
11	8.748	17.896	56.847	46.767	2'10.258	206.8	10:07'38.621
12	8.685	17.767	53.269	46.646	2'06.367	208.4	10:09'44.988

11 COMINI STEFANO

Giro	Tratto 1	Tratto 2	Tratto 3	Tratto 4	T. Giro	km/h	Local Time
1	34.920	21.104	57.183	48.864	2'42.071 P	129.4	9:40'14.846
2	8.687	18.967	53.443	47.057	2'08.154	206.5	9:42'56.917
3	8.774	17.829	52.148	46.570	2'05.321	208.8	9:47'10.392
4	8.533	18.384	52.957	46.455	2'06.329	211.3	9:49'16.721
5	8.576	17.944	54.197	50.230	2'		



Enzo e Dino Ferrari 4.909 m

Peroni Race Network, 25-26-27 Maggio 2012

Clio Cup Italia - Analisi Tempi Prove Libere 1° Turno

13	8.603	18.297	52.901	48.399	2'08.200	208.4	10:09'40.694
14	8.683	17.991	53.677	46.833	2'07.184	210.9	10:11'47.878

17 PASQUALI DANIELE

Giro	Tratto 1	Tratto 2	Tratto 3	Tratto 4	T. Giro	km/h	Local Time
		23.870	1'04.640	53.112		110.2	9:43'07.201
1	9.131	20.212	56.231	57.321	2'22.895	177.1	9:45'30.096
2	8.927	19.206	55.056	49.371	2'12.560	198.5	9:47'42.656
3	8.862	18.733	55.313	48.865	2'11.773	205.7	9:49'54.429
4	8.912	19.059	54.953	47.871	2'10.795	203.0	9:52'05.224
5	8.827	18.827	53.802	47.609	2'09.065	205.3	9:54'14.289
6	8.908	24.031	54.969	47.710	2'15.618	199.2	9:56'29.907
7	8.846	18.385	53.697	47.660	2'08.588	204.9	9:58'38.495
8	8.784	18.572	54.006	47.481	2'08.843	203.0	10:00'47.338
9	8.763	18.493	53.948	47.284	2'08.488	206.8	10:02'55.826
10	8.731	18.508	53.526	47.259	2'08.024	209.2	10:05'03.850
11	8.684	18.503	57.117	48.019	2'12.323	210.5	10:07'16.173
12	8.720	18.199	53.848	47.094	2'07.861	208.4	10:09'24.034
13	8.746	18.121	53.570	47.033	2'07.470	208.8	10:11'31.504

24 BALESTRERO EMANUELE

Giro	Tratto 1	Tratto 2	Tratto 3	Tratto 4	T. Giro	km/h	Local Time
							9:42'59.297
1	19.719	25.626	1'00.804	49.901	2'36.050 P	118.5	9:45'35.347
2	8.949	18.641	54.237	47.954	2'09.781	203.0	9:47'45.128
3	8.888	18.355	54.024	48.570	2'09.837	205.3	9:49'54.965
4	8.736	18.560	53.540	47.349	2'08.185	208.8	9:52'03.150
5	8.845	18.599	53.851	3'28.293	4'49.588 P	205.7	9:56'52.738
6	18.649	20.594	54.443	47.132	2'20.818 P	117.2	9:59'13.556
7	8.784	18.144	53.391	46.910	2'07.229	207.2	10:01'20.785
8	8.589	18.298	53.270	46.697	2'06.854	209.2	10:03'27.639
9	8.644	18.132	53.792	47.259	2'07.827	210.9	10:05'35.466
10	8.797	18.202	53.382	46.746	2'07.127	206.8	10:07'42.593
11	8.745	18.110	53.386	46.879	2'07.120	208.0	10:09'49.713

27 PUCCETTI MICHELE

Giro	Tratto 1	Tratto 2	Tratto 3	Tratto 4	T. Giro	km/h	Local Time
							9:41'26.547
1	20.955	20.889	59.508	48.944	2'30.296 P	136.1	9:43'56.843
2	9.088	18.514	54.520	47.737	2'09.859	198.9	9:46'06.702
3	9.035	18.189	53.706	47.542	2'08.472	201.1	9:48'15.174
4	9.062	18.182	53.962	47.827	2'09.033	200.0	9:50'24.207
5	8.985	18.117	53.676	47.276	2'08.054	201.8	9:52'32.261
6	8.961	18.391	54.982	48.342	2'10.676	203.3	9:54'42.937
7	8.993	18.308	56.830	47.660	2'11.791	201.8	9:56'54.728
8	8.957	18.038	54.411	4'15.871	5'37.277 P	202.2	10:02'32.005
9	18.396	19.661	55.036	48.071	2'11.164 P	141.8	10:04'53.169
10	8.990	18.264	55.804	49.428	2'12.486	201.1	10:07'05.655
11	8.811	18.122	53.978	47.360	2'08.271	206.1	10:09'13.926
12	8.949	18.132	53.818	47.456	2'08.355	201.8	10:11'22.281

34 GIRONACCI ROBERTO

Giro	Tratto 1	Tratto 2	Tratto 3	Tratto 4	T. Giro	km/h	Local Time
							9:41'36.873
1	22.853	22.712	57.556	2'17.184	4'00.305 P	134.1	9:45'37.178
2	20.561	23.161	55.765	48.269	2'27.756 P	83.8	9:48'04.934
3	8.924	18.329	54.188	47.936	2'09.377	204.1	9:50'14.311
4	8.949	18.067	54.177	47.291	2'08.484	203.7	9:52'22.795
5	8.889	18.430	57.106	2'32.844	3'57.269 P	204.1	9:56'20.064
6	19.967	19.420	54.084	47.225	2'20.696 P	132.2	9:58'40.760
7	8.757	18.159	53.918	47.003	2'07.837	208.0	10:00'48.597
8	8.710	17.845	57.994	47.022	2'11.571	209.7	10:03'00.168
9	8.771	17.887	53.576	46.974	2'07.208	207.2	10:05'07.376
10	8.768	17.998	53.947	47.012	2'07.725	208.0	10:07'15.101
11	8.792	17.882	53.766	46.819	2'07.259	207.2	10:09'22.360
12	8.796	18.000	53.657	46.776	2'07.229	207.2	10:11'29.589

35 PIPOLO GUGLIELMO

Giro	Tratto 1	Tratto 2	Tratto 3	Tratto 4	T. Giro	km/h	Local Time
		21.526	57.630	50.421		117.1	9:42'49.608
1	8.805	18.522	54.530	47.852	2'09.709	206.5	9:44'59.317
2	8.744	18.170	54.098	50.895	2'11.907	209.7	9:47'11.224
3	8.672	19.474	53.797	46.683	2'08.626	209.7	9:49'19.850
4	8.721	17.977	53.906	47.065	2'07.669	208.8	9:51'27.519
5	8.918	18.054	53.292	46.603	2'06.867	194.9	9:53'34.386
6	8.711	17.939	54.799	2'34.568	3'56.017 P	208.0	9:57'30.403
7	18.767	19.086	54.473	46.634	2'18.960 P	142.5	9:59'49.363
8	8.869	18.080	54.278	46.790	2'08.017	203.7	10:01'57.380
9	8.847	17.904	53.361	47.577	2'07.689	204.9	10:04'05.069

10	8.832	17.776	53.761	46.564	2'06.933	204.5	10:06'12.002
11	8.828	18.214	53.513	46.635	2'07.190	204.9	10:08'19.192
12	8.834	18.038	53.771	46.806	2'07.449	204.5	10:10'26.641

41 FERRARO MASSIMO

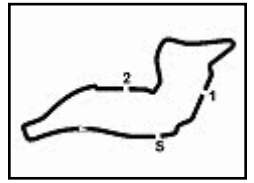
Giro	Tratto 1	Tratto 2	Tratto 3	Tratto 4	T. Giro	km/h	Local Time
							9:40'35.428
1	19.738	21.730	58.516	52.521	2'32.505 P	131.0	9:43'07.933
2	9.327	19.959	56.111	50.956	2'16.353	173.6	9:45'24.286
3	8.855	18.302	55.281	47.686	2'10.124	205.3	9:47'34.410
4	8.721	18.594	54.082	47.117	2'08.514	209.7	9:49'42.924
5	8.901	18.030	53.473	46.797	2'07.201	203.0	9:51'50.125
6	8.849	18.072	53.562	47.545	2'08.028	206.1	9:53'58.153
7	8.859	21.136	54.520	3'13.143	4'37.658 P	203.0	9:58'35.811
8	18.955	22.292	55.117	52.587	2'28.951 P	140.1	10:01'04.762
9	8.906	18.124	53.918	47.430	2'08.378	203.3	10:03'13.140
10	8.802	18.352	54.048	47.177	2'08.379	206.8	10:05'21.519
11	8.586	18.532	55.032	47.108	2'09.258	210.1	10:07'30.777
12	8.785	18.280	54.188	47.916	2'09.169	206.1	10:09'39.946
13	8.742	18.156	54.792	47.317	2'09.007	208.0	10:11'48.953

46 TAVANO SALVATORE

Giro	Tratto 1	Tratto 2	Tratto 3	Tratto 4	T. Giro	km/h	Local Time
							9:42'28.936
1	9.085	19.017	56.143	2'09.282	3'33.527 P	199.6	9:46'02.463
2	20.625	19.500	54.584	49.247	2'23.956 P	140.9	9:48'26.419
3	8.930	18.394	53.830	47.956	2'09.110	203.0	9:50'35.529
4	8.892	18.278	53.986	47.782	2'08.938	204.5	9:52'44.467
5	8.877	18.486	54.284	47.529	2'09.176	204.9	9:54'53.643
6	8.847	18.152	53.890	47.499	2'08.388	206.1	9:57'02.031
7	8.879	18.408	53.904	47.437	2'08.628	204.5	9:59'10.659
8	8.774	18.260	53.587	47.481	2'08.102	207.2	10:01'18.761
9	8.767	18.360	53.769	47.184	2'08.080	206.1	10:03'26.841
10	8.772	18.048	1'07.401	51.901	2'26.122	207.2	10:05'52.963
11	8.779	18.002	53.446	46.769	2'06.996	206.8	10:07'59.959
12	8.807	18.014	52.889	50.111	2'09.821	206.1	10:10'09.780

47 ARCARERE SALVATORE

Giro	Tratto 1	Tratto 2	Tratto 3	Tratto 4	T. Giro	km/h	Local Time
							9:42'47.917
1	8.951	20.256	55.935	48.475	2'13.617	204.1	9:45'01.534
2	8.796	18.374	54.192	47.371	2'08.733	207.2	9:47'10.267
3	8.648	18.726	53.220	47.286	2'07.880	211.3	9:49'18.147
4	8.574	18.975	53.880	48.930	2'10.359	210.9	9:51'28.506
5	8.725	18.182	53.138	46.979	2'07.024	209.7	9:53'35.530
6	8.748	18.296	53.260	47.262	2'07.566	208.4	9:55'43.096
7	8.939	18.221	53.606	47.642	2'08.215	203.7	9:57'51.311
8	8.975	17.989	53.137	46.959	2'07.060	201.8	9:59'58.371



Enzo e Dino Ferrari 4.909 m

Peroni Race Network, 25-26-27 Maggio 2012

Clio Cup Italia - Analisi Tempi Prove Libere 1° Turno

8	8.825	18.810	55.073	48.094	2'10.802	201.8	10:03'03.661
9	8.818	18.659	54.597	48.568	2'10.642	206.5	10:05'14.303
10	8.844	18.824	56.430	48.836	2'12.934	205.7	10:07'27.237
11	8.993	19.092	55.085	48.690	2'11.860	185.2	10:09'39.097
12	8.902	18.889	55.941	47.928	2'11.660	203.7	10:11'50.757

67 CIATO SEBASTIANO							
Giro	Tratto 1	Tratto 2	Tratto 3	Tratto 4	T. Giro	km/h	Local Time
							9:40'24.332
1	28.317	21.803	1'00.001	51.786	2'41.907 P	126.7	9:43'06.239
2	8.985	18.521	54.626	48.832	2'10.964	198.9	9:45'17.203
3	8.766	18.605	59.233	49.977	2'16.581	206.1	9:47'33.784
4	8.826	19.194	1'06.593	48.841	2'23.454	201.1	9:49'57.238
5	8.674	19.346	54.753	47.188	2'09.961	210.1	9:52'07.199
6	8.789	18.033	53.477	47.178	2'07.477	204.1	9:54'14.676
7	8.697	23.331	53.737	47.150	2'12.915	208.0	9:56'27.591
8	8.980	18.012	53.232	47.112	2'07.336	201.1	9:58'34.927
9	8.933	18.088	53.502	47.006	2'07.529	203.7	10:00'42.456
10	8.884	18.000	53.398	47.789	2'08.071	203.0	10:02'50.527
11	8.947	17.920	53.181	46.925	2'06.973	201.5	10:04'57.500
12	8.835	18.365	53.616	46.751	2'07.567	206.1	10:07'05.067
13	8.881	17.894	53.416	46.881	2'07.072	202.6	10:09'12.139
14	8.880	18.097	53.188	47.402	2'07.567	201.8	10:11'19.706

69 ZANINI STEFANO							
Giro	Tratto 1	Tratto 2	Tratto 3	Tratto 4	T. Giro	km/h	Local Time
							9:42'48.913
1	8.812	18.706	54.612	47.822	2'09.952	207.2	9:44'58.865
2	8.921	18.221	53.439	47.598	2'08.179	204.1	9:47'07.044
3	8.841	18.100	56.535	47.477	2'10.953	206.5	9:49'17.997
4	8.618	20.238	1'04.232	7'57.514	9'30.602 P	210.5	9:58'48.599
5	18.710	19.987	57.368	48.854	2'24.919 P	143.3	10:01'13.518
6	8.831	18.682	54.822	47.350	2'09.685	206.1	10:03'23.203
7	8.725	18.338	53.104	47.001	2'07.168	208.8	10:05'30.371
8	8.733	18.118	53.387	47.105	2'07.343	209.2	10:07'37.714
9	8.783	18.237	53.197	46.943	2'07.160	207.2	10:09'44.874
10	9.534	18.134	52.904	48.171	2'08.743	195.3	10:11'53.617

82 BONETTI LUCA LUIGI							
Giro	Tratto 1	Tratto 2	Tratto 3	Tratto 4	T. Giro	km/h	Local Time
							9:43'27.622
1	10.538	20.159	55.829	1'00.690	2'27.216	162.2	9:45'54.838
2	9.149	18.982	55.033	48.994	2'12.158	196.3	9:48'06.996
3	9.022	18.620	54.571	48.420	2'10.633	202.2	9:50'17.629
4	8.993	18.584	55.255	3'02.277	4'25.109 P	202.2	9:54'42.738
5	24.327	23.051	56.902	48.828	2'33.108 P	118.5	9:57'15.846
6	9.082	18.441	1'18.204	48.917	2'34.644	200.7	9:59'50.490
7	8.873	18.186	54.408	48.586	2'10.053	204.9	10:02'00.543
8	8.981	18.407	54.925	48.489	2'10.802	202.6	10:04'11.345
9	8.975	18.577	55.214	48.579	2'11.345	203.0	10:06'22.690

83 MELATINI SIMONE							
Giro	Tratto 1	Tratto 2	Tratto 3	Tratto 4	T. Giro	km/h	Local Time
							9:40'40.620
1	20.710	22.466	58.847	52.153	2'34.176 P	114.0	9:43'14.796
2	9.159	18.641	55.333	48.406	2'11.539	200.3	9:45'26.335
3	8.830	18.298	54.252	48.649	2'10.029	206.1	9:47'36.364
4	8.818	18.036	53.804	47.288	2'07.946	207.2	9:49'44.310
5	8.830	18.011	53.321	47.229	2'07.391	205.3	9:51'51.701
6	8.813	18.206	53.475	47.138	2'07.632	207.2	9:53'59.333
7	8.773	18.426	1'09.269	4'16.049	5'52.517 P	207.6	9:59'51.850
8	20.345	20.003	54.917	47.311	2'22.576 P	125.4	10:02'14.426
9	8.910	18.301	53.988	47.440	2'08.639	203.3	10:04'23.065
10	8.875	18.079	53.939	47.486	2'08.379	204.5	10:06'31.444

89 GIOIA FEDERICO							
Giro	Tratto 1	Tratto 2	Tratto 3	Tratto 4	T. Giro	km/h	Local Time
							9:43'06.477
1	9.460	19.936	56.332	49.366	2'15.094 C	178.2	9:45'21.571
2	8.832	19.046	55.530	48.304	2'11.712	206.1	9:47'33.283
3	8.928	18.742	54.885	49.879	2'12.434	201.5	9:49'45.717
4	8.769	18.180	54.208	47.791	2'08.948	208.4	9:51'54.665
5	8.780	18.260	54.520	2'39.825	4'01.385 P	206.8	9:55'56.050
6	18.755	20.348	56.967	48.758	2'24.828 P	142.2	9:58'20.878
7	8.873	18.228	54.530	47.505	2'09.136	203.7	10:00'30.014
8	8.854	18.111	54.228	47.378	2'08.571	204.9	10:02'38.585
9	8.840	18.066	53.881	47.259	2'08.046	205.3	10:04'46.631
10	8.835	17.958	53.686	47.056	2'07.535	205.7	10:06'54.166
11	8.868	17.983	53.535	46.790	2'07.176	204.5	10:09'01.342

P = Box In/Out - C = Tempo Invalidato

95 'SAETTA MCQUEEN'							
Giro	Tratto 1	Tratto 2	Tratto 3	Tratto 4	T. Giro	km/h	Local Time
							9:42'09.138
1	20.589	24.993	1'01.420	52.948	2'39.950 P	135.6	9:44'49.088
2	9.049	19.661	57.044	48.675	2'14.429	196.3	9:47'03.517
3	9.001	19.106	55.663	47.971	2'11.741	200.3	9:49'15.258
4	8.931	18.403	56.543	50.997	2'14.874	202.6	9:51'30.132
5	8.735	18.585	54.415	48.005	2'09.740	208.8	9:53'39.872
6	8.900	19.690	54.828	48.245	2'11.663	185.9	9:55'51.535
7	8.962	18.607	55.266	3'27.925	4'50.760 P	203.0	10:00'42.295
8	22.111	21.375	56.543	48.371	2'28.400 P	138.3	10:03'10.695
9	8.890	18.617	55.205	47.719	2'10.431	203.3	10:05'21.126
10	8.829	18.345	56.116	47.889	2'11.179	206.1	10:07'32.305
11	8.790	18.609	54.832	48.045	2'10.276	204.1	10:09'42.581

99 LIGATO LUCA							
Giro	Tratto 1	Tratto 2	Tratto 3	Tratto 4	T. Giro	km/h	Local Time
							9:42'56.666
1	9.090	23.197	59.935	52.400	2'14.736	184.3	9:45'11.402
2	9.029	18.931	55.088	48.171	2'11.219	200.7	9:47'22.621
3	9.029	18.627	54.476	48.036	2'10.168	201.8	9:49'32.789
4	8.985	18.485	54.410	47.897	2'09.777	201.1	9:51'42.566
5	8.939	18.381	53.735	47.688	2'08.743	202.2	9:53'51.309
6	8.897	18.697	53.939	47.311	2'08.844	201.5	9:56'00.153
7	8.893	18.457	54.200	48.106	2'09.656	204.1	9:58'09.809
8	8.987	18.284	54.352	47.808	2'09.431	201.5	10:00'19.240
9	8.954	18.318	54.171	47.639	2'09.082	202.6	10:02'28.322
10	8.952	18.403	54.242	47.678	2'09.275	202.2	10:04'37.597
11	8.923	18.997	54.725	2'18.253	3'40.898 P	203.0	10:08'18.495
12	19.728	20.676	54.914	48.137	2'23.455 P	127.6	10:10'41.950

