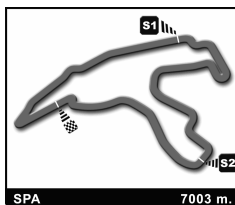




RENAULT SPORT



Computerised results and timing service

SPA RACING FESTIVAL
FR 2.0 ALPS
RACE 2 (25' + 1 lap)
Provisional Classification

Nr.	Driver	Team	Class	Laps	Total Time	Gap	Kph	Best Lap		
								Lap	Time	Kph
1	15	Alex RIBERAS	EPIC RACING	12	28:37.709	-	176.1	3	2:22.011	177.6
2	5	Timmy HANSEN	INTERWETTEN.COM JUNIOR TEAM	12	28:44.123	+6.414	175.5	6	2:22.617	176.8
3	11	Yann ZIMMER	ARTA ENGINEERING	12	28:44.924	+7.215	175.4	10	2:22.563	176.9
4	1	Javier TARANCON	TECH 1 RACING	12	28:51.907	+14.198	174.7	9	2:23.075	176.2
5	2	Paul-Loup CHATIN	TECH 1 RACING	12	28:52.389	+14.680	174.7	9	2:23.125	176.2
6	16	Gustavo MENEZES	INTERWETTEN.COM JUNIOR TEAM	12	29:03.740	+26.031	173.5	7	2:23.871	175.3
7	9	Mauro CALAMIA	DALTEC RACING	12	29:04.764	+27.055	173.4	9	2:23.915	175.2
8	24	Vittorio GHIRELLI	ONE RACING	12	29:05.257	+27.548	173.4	5	2:23.172	176.1
9	19	Kevin GILARDONI	TEAM TORINO MOTORSPORT	12	29:05.927	+28.218	173.3	8	2:24.113	175.0
10	10	Melville MCKEE	ARTA ENGINEERING	12	29:08.115	+30.406	173.1	11	2:23.027	176.3
11	25	Alexandre COUGNAUD	ARTA ENGINEERING	12	29:24.534	+46.825	171.5	2	2:25.187	173.7
12	6	Amir MESNY	ARTA ENGINEERING	12	29:26.542	+48.833	171.3	9	2:25.720	173.0
13	27	Giada DE ZEN	TORINO MOTORSPORT	12	29:26.672	+48.963	171.3	7	2:24.095	175.0
14	21	Stefano COLOMBO	EPIC RACING	12	29:31.847	+54.138	170.8	9	2:24.780	174.2

Not classified:

29	Christof VON GRUNIGEN	DALTEC RACING	2	4:55.966				2	2:27.459	171.0
0	Federico GIBBIN	VIOLA FORMULA RACING	2	4:57.788				2	2:25.775	173.0
26	Roman MAYLANOV	BOETTI RACING TEAM	2	5:38.212						
32	Edolo GHIRELLI	ONE RACING	1	2:32.263						

Pole Position		T. HANSEN	2:19.857	
Fastest Lap	Lap 3	Alex RIBERAS	2:22.011	177.6 Kph

The results are provisional until the end of the limit for protest and appeals
 The limit for protest expires 30' at the latest after publication of the results - Time:

Track Status:

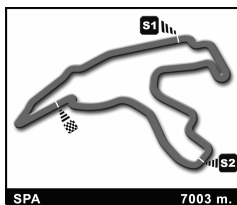
DRY

Race Director:

Timekeeper:



RENAULT SPORT



Computerised results and timing service

SPA RACING FESTIVAL
FR 2.0 ALPS
RACE 2
Best Partial Times

IT Ideal Lap Time, sum of the best partial times

BT Best Lap Time

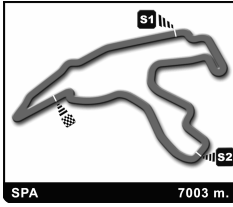
		S1		S2		S3					
Pos	Driver	Time	Driver	Time	Driver	Time	Pos	Driver	IT	BT	
1	24 V.GHIRELLI	41.018	15 A.RIBERAS	1:03.120	1 J.TARANCON	36.858	1	A.RIBERAS	2'21.777	2:22.011	(1)
2	1 J.TARANCON	41.145	5 T.HANSEN	1:04.003	2 P.CHATIN	36.934	2	Y.ZIMMER	2'22.287	2:22.563	(2)
3	9 M.CALAMIA	41.165	11 Y.ZIMMER	1:04.031	11 Y.ZIMMER	36.988	3	T.HANSEN	2'22.405	2:22.617	(3)
4	29 C.VON GRUNIGEI	41.252	10 M.MCKEE	1:04.152	5 T.HANSEN	36.997	4	M.MCKEE	2'22.632	2:23.027	(4)
5	2 P.CHATIN	41.258	2 P.CHATIN	1:04.519	29 C.VON GRUNIGEI	37.048	5	P.CHATIN	2'22.711	2:23.125	(6)
6	11 Y.ZIMMER	41.268	24 V.GHIRELLI	1:04.730	15 A.RIBERAS	37.051	6	J.TARANCON	2'22.788	2:23.075	(5)
7	16 G.MENEZES	41.310	1 J.TARANCON	1:04.785	32 E.GHIRELLI	37.059	7	V.GHIRELLI	2'22.868	2:23.172	(7)
8	10 M.MCKEE	41.340	27 G.DE ZEN	1:05.141	24 V.GHIRELLI	37.120	8	G.MENEZES	2'23.635	2:23.871	(8)
9	5 T.HANSEN	41.405	19 K.GILARDONI	1:05.147	9 M.CALAMIA	37.137	9	M.CALAMIA	2'23.651	2:23.915	(9)
10	32 E.GHIRELLI	41.442	16 G.MENEZES	1:05.182	10 M.MCKEE	37.140	10	G.DE ZEN	2'23.960	2:24.095	(10)
11	19 K.GILARDONI	41.525	21 S.COLOMBO	1:05.207	16 G.MENEZES	37.143	11	K.GILARDONI	2'23.999	2:24.113	(11)
12	0 F.GIBBIN	41.584	9 M.CALAMIA	1:05.349	27 G.DE ZEN	37.165	12	S.COLOMBO	2'24.514	2:24.780	(12)
13	15 A.RIBERAS	41.606	25 A.COUGNAUD	1:05.547	25 A.COUGNAUD	37.260	13	A.COUGNAUD	2'24.672	2:25.187	(13)
14	27 G.DE ZEN	41.654	6 A.MESNY	1:05.738	26 R.MAVLANOV	37.277	14	R.MAVLANOV	2'24.917		
15	26 R.MAVLANOV	41.777	26 R.MAVLANOV	1:05.863	19 K.GILARDONI	37.327	15	A.MESNY	2'25.082	2:25.720	(14)
16	25 A.COUGNAUD	41.865	0 F.GIBBIN	1:06.430	21 S.COLOMBO	37.394	16	C.VON GRUNIGEN	2'25.083	2:27.459	(16)
17	6 A.MESNY	41.882	29 C.VON GRUNIGEI	1:06.783	0 F.GIBBIN	37.449	17	F.GIBBIN	2'25.463	2:25.775	(15)
18	21 S.COLOMBO	41.913	32 E.GHIRELLI	1:08.115	6 A.MESNY	37.462	18	E.GHIRELLI	2'26.616		

02/10/2011





RENAULT SPORT



Computerised results and timing service

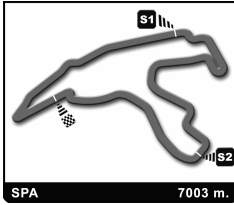
SPA RACING FESTIVAL FR 2.0 ALPS RACE 2 Fastest Laps Sequence

Practice Time	Driver	Nation	Time	Kph	Driver's Lap
4:51.785	15 Alex RIBERAS	ESP	2:24.817	174.1	2
5:07.557	10 Melville MCKEE	GBR	2:24.408	174.6	2
7:13.796	15 Alex RIBERAS	ESP	2:22.011	177.6	3





RENAULT SPORT



Computerised results and timing service

SPA RACING FESTIVAL FR 2.0 ALPS RACE 2

Chronological Analysis of Performances

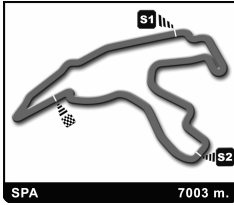
B Crossing the finish line in pit lane
S1 Time from finish line to 1st intermediate
S2 Time from 1st intermediate to 2nd intermediate
S3 Time from 2nd intermediate to finish line
FY Full Yellow Flag

Lap	Lap Time	S1	S2	S3	Lap	Lap Time	S1	S2	S3
0 Federico GIBBIN ITA VIOLA FORMULA RACING					9	2:22.750	41.553	1:04.121	37.076
1	2:32.013	46.668	1:07.896	37.449	10	2:22.777	41.576	1:04.015	37.186
2	2:25.775	41.829	1:06.430	37.516	11	2:22.836	41.583	1:04.191	37.062
1 Javier TARANCON ESP TECH 1 RACING					12	2:22.744	41.466	1:04.177	37.101
1	2:27.884	44.469	1:06.331	37.084	6 Amir MESNY FRA ARTA ENGINEERING				
2	2:26.809	41.396	1:08.512	36.901	1	2:35.738	49.006	1:08.902	37.830
3	2:23.895	41.192	1:05.776	36.927	2	2:27.763	41.987	1:07.058	38.718
4	2:23.520	41.425	1:05.055	37.040	3	2:27.041	42.119	1:07.102	37.820
5	2:23.593	41.597	1:04.981	37.015	4	2:26.842	42.220	1:06.828	37.794
6	2:23.150	41.296	1:04.785	37.069	5	2:25.963	42.069	1:06.096	37.798
7	2:24.427	41.380	1:05.893	37.154	6	2:25.803	42.204	1:05.738	37.861
8	2:24.462	41.713	1:05.756	36.993	7	2:27.062	42.133	1:07.180	37.749
9	2:23.075	41.261	1:04.956	36.858	8	2:25.751	41.882	1:06.407	37.462
10	2:23.152	41.145	1:04.966	37.041	9	2:25.720	42.077	1:05.995	37.648
11	2:24.005	41.244	1:05.181	37.580	10	2:25.917	42.076	1:06.055	37.786
12	2:23.935	41.559	1:05.133	37.243	11	2:26.111	42.054	1:06.134	37.923
2 Paul-Loup CHATIN FRA TECH 1 RACING					12	2:26.831	42.025	1:06.411	38.395
1	2:30.140	45.534	1:07.223	37.383	9 Mauro CALAMIA SUI DALTEC RACING				
2	2:25.490	41.345	1:07.147	36.998	1	2:29.815	44.842	1:07.530	37.443
3	2:23.627	41.403	1:05.253	36.971	2	2:27.909	41.727	1:07.759	38.423
4	2:23.559	41.491	1:05.015	37.053	3	2:25.753	41.454	1:07.079	37.220
5	2:23.446	41.411	1:05.002	37.033	4	2:25.403	41.462	1:05.948	37.993
6	2:23.352	41.402	1:05.016	36.934	5	2:24.189	41.246	1:05.756	37.187
7	2:24.014	41.389	1:05.511	37.114	6	2:24.809	41.384	1:05.629	37.796
8	2:23.231	41.258	1:04.988	36.985	7	2:24.549	41.496	1:05.853	37.200
9	2:23.125	41.606	1:04.519	37.000	8	2:24.208	41.514	1:05.464	37.230
10	2:23.553	41.747	1:04.689	37.117	9	2:23.915	41.419	1:05.349	37.147
11	2:24.286	41.579	1:04.845	37.862	10	2:24.241	41.652	1:05.355	37.234
12	2:24.566	41.752	1:05.528	37.286	11	2:25.000	41.363	1:06.500	37.137
					12	2:24.973	41.165	1:06.092	37.716
5 Timmy HANSEN SWE INTERWETTEN.COM JUNIOR TEAM					10 Melville MCKEE GBR ARTA ENGINEERING				
1	2:26.721	43.815	1:05.444	37.462	1	2:43.149	45.826	1:19.874	37.449
2	2:27.489	41.889	1:08.528	37.072	2	2:24.408	41.802	1:05.103	37.503
3	2:23.941	41.590	1:05.289	37.062	3	2:24.649	41.726	1:05.580	37.343
4	2:22.977	41.552	1:04.386	37.039	4	2:24.037	41.550	1:05.222	37.265
5	2:23.517	41.405	1:04.911	37.201	5	2:23.982	41.849	1:04.757	37.376
6	2:22.617	41.595	1:04.003	37.019	6	2:23.325	41.529	1:04.602	37.194
7	2:23.082	41.612	1:04.224	37.246	7	2:24.140	41.449	1:05.546	37.145
8	2:22.672	41.568	1:04.107	36.997	8	2:26.497	41.662	1:07.372	37.463
					9	2:23.238	41.591	1:04.460	37.187





RENAULT SPORT



Computerised results and timing service

SPA RACING FESTIVAL

FR 2.0 ALPS

RACE 2

Chronological Analysis of Performances

B Crossing the finish line in pit lane
S1 Time from finish line to 1st intermediate
S2 Time from 1st intermediate to 2nd intermediate
S3 Time from 2nd intermediate to finish line
FY Full Yellow Flag

Lap	Lap Time	S1	S2	S3	Lap	Lap Time	S1	S2	S3
10	2:23.952	41.499	1:05.313	37.140	11	2:25.691	41.535	1:06.852	37.304
11	2:23.027	41.630	1:04.152	37.245	12	2:24.629	41.696	1:05.636	37.297
12	2:23.711	41.340	1:04.506	37.865					

11 **Yann ZIMMER** FRA
 ARTA ENGINEERING

1	2:27.412	43.987	1:06.176	37.249
2	2:26.556	41.604	1:07.607	37.345
3	2:23.650	41.746	1:04.812	37.092
4	2:23.125	41.648	1:04.311	37.166
5	2:24.396	41.809	1:05.419	37.168
6	2:22.939	41.382	1:04.542	37.015
7	2:22.663	41.608	1:04.031	37.024
8	2:23.063	41.555	1:04.476	37.032
9	2:22.755	41.352	1:04.349	37.054
10	2:22.563	41.268	1:04.302	36.993
11	2:22.887	41.375	1:04.524	36.988
12	2:22.915	41.535	1:04.252	37.128

15 **Alex RIBERAS** ESP
 EPIC RACING

1	2:26.968	43.914	1:05.716	37.338
2	2:24.817	41.606	1:06.160	37.051
3	2:22.011	41.742	1:03.120	37.149
4	2:22.621	41.738	1:03.804	37.079
5	2:22.356	41.804	1:03.366	37.186
6	2:23.094	41.882	1:03.941	37.271
7	2:22.697	41.836	1:03.562	37.299
8	2:22.556	41.803	1:03.569	37.184
9	2:22.619	41.810	1:03.699	37.110
10	2:22.579	41.680	1:03.617	37.282
11	2:22.494	41.792	1:03.557	37.145
12	2:22.897	41.749	1:03.834	37.314

16 **Gustavo MENEZES** USA
 INTERWETTEN.COM JUNIOR TEAM

1	2:30.466	44.807	1:08.320	37.339
2	2:26.459	41.310	1:07.789	37.360
3	2:25.607	41.538	1:06.717	37.352
4	2:24.302	41.472	1:05.568	37.262
5	2:24.499	41.471	1:05.523	37.505
6	2:25.528	41.563	1:06.451	37.514
7	2:23.871	41.440	1:05.288	37.143
8	2:24.112	41.432	1:05.475	37.205
9	2:24.319	41.443	1:05.372	37.504
10	2:24.257	41.853	1:05.182	37.222

19 **Kevin GILARDONI** ITA
 TEAM TORINO MOTORSPORT

1	2:34.660	47.254	1:09.778	37.628
2	2:25.468	41.624	1:06.145	37.699
3	2:25.428	41.618	1:06.321	37.489
4	2:24.780	41.762	1:05.596	37.422
5	2:24.487	41.692	1:05.448	37.347
6	2:24.456	41.669	1:05.295	37.492
7	2:24.368	41.649	1:05.296	37.423
8	2:24.113	41.525	1:05.261	37.327
9	2:24.210	41.640	1:05.147	37.423
10	2:24.491	41.665	1:05.412	37.414
11	2:24.845	41.778	1:05.530	37.537
12	2:24.621	41.565	1:05.465	37.591

21 **Stefano COLOMBO** ITA
 EPIC RACING

1	2:31.558	45.772	1:08.218	37.568
2	2:25.758	42.066	1:06.298	37.394
3	2:47.560	41.913	1:27.992	37.655
4	2:25.621	42.226	1:05.902	37.493
5	2:25.491	42.168	1:05.689	37.634
6	2:25.437	42.195	1:05.663	37.579
7	2:25.196	42.149	1:05.480	37.567
8	2:24.863	42.068	1:05.236	37.559
9	2:24.780	42.053	1:05.220	37.507
10	2:24.803	42.071	1:05.207	37.525
11	2:25.846	42.147	1:06.050	37.649
12	2:24.934	42.131	1:05.316	37.487

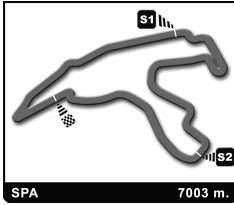
24 **Vittorio GHIRELLI** ITA
 ONE RACING

1	2:34.388	47.661	1:09.043	37.684
2	2:24.893	41.263	1:06.430	37.200
3	2:24.832	41.118	1:06.340	37.374
4	2:24.551	41.018	1:05.942	37.591
5	2:23.172	41.314	1:04.730	37.128
6	2:25.917	41.127	1:06.545	38.245
7	2:23.810	41.577	1:04.976	37.257
8	2:23.920	41.192	1:05.510	37.218
9	2:23.909	41.282	1:05.345	37.282
10	2:24.557	42.029	1:05.356	37.172
11	2:25.491	41.225	1:07.146	37.120





RENAULT SPORT



Computerised results and timing service

SPA RACING FESTIVAL

FR 2.0 ALPS

RACE 2

Chronological Analysis of Performances

B Crossing the finish line in pit lane
S1 Time from finish line to 1st intermediate
S2 Time from 1st intermediate to 2nd intermediate
S3 Time from 2nd intermediate to finish line
FY Full Yellow Flag

Lap	Lap Time	S1	S2	S3	Lap	Lap Time	S1	S2	S3
12	2:25.817	41.397	1:06.563	37.857					

25 **Alexandre COUGNAUD** FRA
 ARTA ENGINEERING

1	2:40.591	46.174	1:16.782	37.635
2	2:25.187	42.380	1:05.547	37.260
3	2:26.095	42.208	1:06.460	37.427
4	2:27.217	42.089	1:07.527	37.601
5	2:25.345	42.107	1:05.723	37.515
6	2:25.218	42.013	1:05.743	37.462
7	2:26.039	41.865	1:06.466	37.708
8	2:25.694	42.210	1:05.903	37.581
9	2:25.615	42.109	1:05.904	37.602
10	2:25.866	42.125	1:05.961	37.780
11	2:25.819	42.250	1:05.620	37.949
12	2:25.848	42.141	1:06.074	37.633

26 **Roman MAVLANOV** RUS
 BOETTI RACING TEAM

1	2:33.518	46.684	1:09.557	37.277
2	3:04.694B	41.777	1:05.863	1:17.054

27 **Giada DE ZEN** ITA
 TORINO MOTORSPORT

1	2:35.225	47.863	1:09.673	37.689
2	2:27.140	41.667	1:06.500	38.973
3	2:25.558	41.654	1:06.685	37.219
4	2:24.992	41.767	1:05.940	37.285
5	2:25.603	41.909	1:06.270	37.424
6	2:24.647	41.811	1:05.182	37.654
7	2:24.095	41.731	1:05.199	37.165
8	2:25.213	42.019	1:05.806	37.388
9	2:24.557	41.876	1:05.141	37.540
10	2:37.884	41.919	1:18.617	37.348
11	2:26.657	41.930	1:07.130	37.597
12	2:25.101	41.853	1:05.899	37.349

29 **Christof VON GRUNIGEN** SUI
 DALTEC RACING

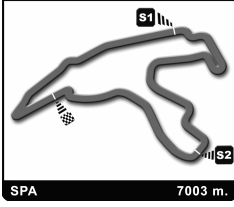
1	2:28.507	44.510	1:06.783	37.214
2	2:27.459	41.392	1:09.019	37.048

32 **Edolo GHIRELLI** ITA
 ONE RACING

1	2:32.263	46.968	1:08.236	37.059
---	----------	--------	----------	--------



RENAULT SPORT



Computerised results and timing service

SPA RACING FESTIVAL FR 2.0 ALPS RACE 2 Lap Chart

Driver	Lap	Grid	1	2	3	4	5	6	7	8	9	10	11	12
(5) T. HANSEN	1	5	5	15	15	15	15	15	15	15	15	15	15	15
(15) A. RIBERAS	2	15	15	11	11	11	5	5	5	5	5	5	5	5
(11) Y. ZIMMER	3	11	11	5	5	5	11	11	11	11	11	11	11	11
(29) C. VON GRUNIGEN	4	29	1	1	1	1	1	1	1	2	2	2	2	1
(1) J. TARANCON	5	1	29	2	2	2	2	2	2	1	1	1	1	2
(16) G. MENEZES	6	16	9	29	16	16	16	16	16	16	16	16	16	16
(9) M. CALAMIA	7	9	2	16	9	24	24	24	24	24	24	24	24	9
(2) P. CHATIN	8	2	16	21	24	9	9	9	9	9	9	9	9	24
(21) S. COLOMBO	9	21	21	9	19	19	19	19	19	19	19	19	19	19
(26) R. MAVLANOV	10	26	0	0	27	27	27	27	27	27	27	10	10	10
(10) M. MCKEE	11	10	32	24	6	10	10	10	10	10	10	25	25	25
(25) A. COUGNAUD	12	25	26	19	25	6	6	6	25	25	25	6	6	6
(32) E. GHIRELLI	13	32	24	27	10	25	25	25	6	6	6	27	27	27
(0) F. GIBBIN	14	0	19	6	21	21	21	21	21	21	21	21	21	21
(19) K. GILARDONI	15	19	27	25										
(6) A. MESNY	16	6	6	10										
(27) G. DE ZEN	17	27	25	26										
(24) V. GHIRELLI	18	24	10											

