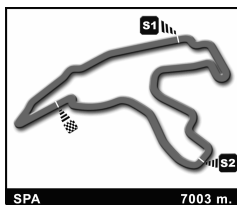




RENAULT SPORT



Computerised results and timing service

**SPA RACING FESTIVAL**  
**FR 2.0 ALPS**  
**RACE 1 (25' +1 lap)**  
**Provisional Classification**

Nr.	Driver	Team	Class	Laps	Total Time	Gap	Kph	Best Lap		
								Lap	Time	Kph
1	15	Alex RIBERAS	EPIC RACING	12	28:38.460	-	176.1	4	2:22.251	177.3
2	11	Yann ZIMMER	ARTA ENGINEERING	12	28:42.032	+3.572	175.7	5	2:22.381	177.1
3	32	Edolo GHIRELLI	ONE RACING	12	28:43.377	+4.917	175.6	3	2:22.484	177.0
4	29	Christof VON GRUNIGEN	DALTEC RACING	12	28:44.815	+6.355	175.4	6	2:22.478	177.0
5	16	Gustavo MENEZES	INTERWETTEN.COM JUNIOR TEAM	12	28:45.500	+7.040	175.4	5	2:22.594	176.8
6	1	Javier TARANCON	TECH 1 RACING	12	28:46.431	+7.971	175.3	5	2:22.663	176.7
7	10	Melville MCKEE	ARTA ENGINEERING	12	28:49.623	+11.163	174.9	5	2:23.104	176.2
8	9	Mauro CALAMIA	DALTEC RACING	12	28:57.859	+19.399	174.1	8	2:23.501	175.7
9	21	Stefano COLOMBO	EPIC RACING	12	29:00.280	+21.820	173.9	12	2:23.453	175.8
10	25	Alexandre COUGNAUD	ARTA ENGINEERING	12	29:10.296	+31.836	172.9	8	2:23.910	175.2
11	19	Kevin GILARDONI	TEAM TORINO MOTORSPORT	12	29:12.174	+33.714	172.7	4	2:24.624	174.3
12	27	Giada DE ZEN	TORINO MOTORSPORT	12	29:15.941	+37.481	172.3	3	2:24.507	174.5
13	0	Federico GIBBIN	VIOLA FORMULA RACING	12	29:20.861	+42.401	171.8	6	2:24.042	175.0
14	6	Amir MESNY	ARTA ENGINEERING	12	29:26.339	+47.879	171.3	3	2:25.131	173.7
15	26	Roman MAVLANOV	BOETTI RACING TEAM	12	29:28.524	+50.064	171.1	3	2:23.565	175.6
16	5	Timmy HANSEN	INTERWETTEN.COM JUNIOR TEAM	12	29:29.083	+50.623	171.0	3	2:22.244	177.3
17	2	Paul-Loup CHATIN	TECH 1 RACING	9	23:12.512	3 Laps	163.0	4	2:22.312	177.2

Not started

24 Vittorio GHIRELLI ONE RACING

<b>Pole Position</b>	T. HANSEN	2:19.756	
<b>Fastest Lap</b>	Lap 3 Timmy HANSEN	2:22.244	177.3 Kph

The results are provisional until the end of the limit for protest and appeals  
 The limit for protest expires 30' at the latest after publication of the results - Time: .....

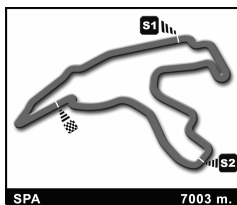
Track Status:

**DRY**

<b>Race Director:</b>	<b>Timekeeper:</b>
-----------------------	--------------------



RENAULT SPORT



Computerised results and timing service

# SPA RACING FESTIVAL FR 2.0 ALPS RACE 1 Best Partial Times

IT Ideal Lap Time, sum of the best partial times

BT Best Lap Time

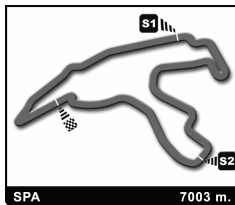
		S1		S2		S3				IT	BT	
Pos	Driver	Time	Driver	Time	Driver	Time	Pos	Driver				
1	16 G.MENEZES	41.013	5 T.HANSEN	1:03.582	32 E.GHIRELLI	36.879	1	C.VON GRUNIGEN	2'21.898	2:22.478	(5)	
2	1 J.TARANCON	41.083	15 A.RIBERAS	1:03.652	29 C.VON GRUNIGEI	36.915	2	T.HANSEN	2'21.984	2:22.244	(1)	
3	29 C.VON GRUNIGEI	41.090	11 Y.ZIMMER	1:03.811	16 G.MENEZES	36.916	3	J.TARANCON	2'22.014	2:22.663	(8)	
4	32 E.GHIRELLI	41.102	2 P.CHATIN	1:03.841	2 P.CHATIN	36.916	4	P.CHATIN	2'22.093	2:22.312	(3)	
5	26 R.MAVLANOV	41.157	29 C.VON GRUNIGEI	1:03.893	1 J.TARANCON	36.951	5	A.RIBERAS	2'22.187	2:22.251	(2)	
6	2 P.CHATIN	41.336	1 J.TARANCON	1:03.980	5 T.HANSEN	36.987	6	G.MENEZES	2'22.271	2:22.594	(7)	
7	11 Y.ZIMMER	41.350	10 M.MCKEE	1:04.254	15 A.RIBERAS	37.068	7	Y.ZIMMER	2'22.291	2:22.381	(4)	
8	9 M.CALAMIA	41.351	16 G.MENEZES	1:04.342	9 M.CALAMIA	37.099	8	E.GHIRELLI	2'22.369	2:22.484	(6)	
9	5 T.HANSEN	41.415	21 S.COLOMBO	1:04.360	11 Y.ZIMMER	37.130	9	M.CALAMIA	2'22.877	2:23.501	(11)	
10	15 A.RIBERAS	41.467	32 E.GHIRELLI	1:04.388	10 M.MCKEE	37.184	10	M.MCKEE	2'22.961	2:23.104	(9)	
11	27 G.DE ZEN	41.478	9 M.CALAMIA	1:04.427	26 R.MAVLANOV	37.200	11	S.COLOMBO	2'23.098	2:23.453	(10)	
12	21 S.COLOMBO	41.481	0 F.GIBBIN	1:04.663	25 A.COUGNAUD	37.223	12	R.MAVLANOV	2'23.219	2:23.565	(12)	
13	10 M.MCKEE	41.523	25 A.COUGNAUD	1:04.803	21 S.COLOMBO	37.257	13	A.COUGNAUD	2'23.595	2:23.910	(13)	
14	25 A.COUGNAUD	41.569	26 R.MAVLANOV	1:04.862	27 G.DE ZEN	37.295	14	F.GIBBIN	2'23.613	2:24.042	(14)	
15	0 F.GIBBIN	41.630	19 K.GILARDONI	1:05.014	0 F.GIBBIN	37.320	15	G.DE ZEN	2'24.183	2:24.507	(15)	
16	19 K.GILARDONI	41.725	6 A.MESNY	1:05.404	6 A.MESNY	37.475	16	K.GILARDONI	2'24.222	2:24.624	(16)	
17	6 A.MESNY	41.797	27 G.DE ZEN	1:05.410	19 K.GILARDONI	37.483	17	A.MESNY	2'24.676	2:25.131	(17)	

01/10/2011





RENAULT SPORT



Computerised results and timing service

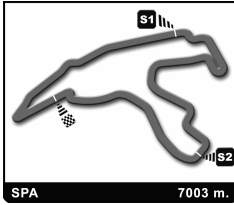
# SPA RACING FESTIVAL FR 2.0 ALPS RACE 1 Fastest Laps Sequence

Practice Time	Driver	Nation	Time	Kph	Driver's Lap
4:47.940	5 Timmy HANSEN	SWE	2:22.420	177.0	2
7:10.184	5 Timmy HANSEN	SWE	2:22.244	177.3	3





RENAULT SPORT



Computerised results and timing service

# SPA RACING FESTIVAL

## FR 2.0 ALPS

### RACE 1

#### Chronological Analysis of Performances

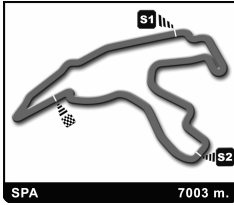
**B** Crossing the finish line in pit lane      **S2** Time from 1st intermediate to 2nd intermediate  
**S1** Time from finish line to 1st intermediate      **S3** Time from 2nd intermediate to finish line      **FY** Full Yellow Flag

Lap	Lap Time	S1	S2	S3	Lap	Lap Time	S1	S2	S3
<b>0 Federico GIBBIN</b> ITA					<b>2</b> 2:22.420 41.598 1:03.716 37.106				
VIOLA FORMULA RACING					<b>3</b> 2:22.244 41.664 1:03.593 36.987				
1	2:31.513	45.653	1:07.510	38.350	4	2:22.371	41.568	1:03.669	37.134
2	2:31.724	41.814	1:12.300	37.610	5	2:22.435	41.557	1:03.690	37.188
3	2:24.167	41.889	1:04.958	37.320	6	2:25.528	41.623	1:03.582	40.323
4	2:24.413	42.000	1:04.945	37.468	7	3:13.570	1:26.629	1:09.633	37.308
5	2:24.209	41.823	1:04.729	37.657	8	2:22.848	41.530	1:04.251	37.067
6	2:24.042	41.960	1:04.663	37.419	9	2:22.478	41.419	1:03.948	37.111
7	2:25.754	42.738	1:05.474	37.542	10	2:22.889	41.415	1:04.304	37.170
8	2:25.258	42.105	1:05.578	37.575	11	2:22.803	41.442	1:04.271	37.090
9	2:26.443	42.476	1:06.129	37.838	12	2:23.977	41.432	1:04.805	37.740
10	2:25.026	41.887	1:05.444	37.695	<b>6 Amir MESNY</b> FRA				
11	2:26.477	41.961	1:06.893	37.623	ARTA ENGINEERING				
12	2:31.835	41.630	1:11.216	38.989	1	2:34.353	47.687	1:08.425	38.241
<b>1 Javier TARANCON</b> ESP					<b>2</b> 2:26.442 42.122 1:06.583 37.737				
TECH 1 RACING					<b>3</b> 2:25.131 41.797 1:05.859 37.475				
1	2:29.161	44.327	1:07.240	37.594	4	2:26.507	42.008	1:05.996	38.503
2	2:25.824	41.638	1:07.121	37.065	5	2:25.870	42.397	1:05.655	37.818
3	2:23.006	41.525	1:04.379	37.102	6	2:25.799	42.223	1:05.727	37.849
4	2:23.039	41.514	1:04.399	37.126	7	2:27.712	44.392	1:05.404	37.916
5	2:22.663	41.498	1:03.980	37.185	8	2:26.511	42.174	1:06.539	37.798
6	2:22.953	41.437	1:04.308	37.208	9	2:26.433	42.186	1:06.222	38.025
7	2:23.811	41.582	1:05.278	36.951	10	2:27.694	42.296	1:07.200	38.198
8	2:22.826	41.083	1:04.782	36.961	11	2:27.205	42.377	1:06.749	38.079
9	2:23.664	41.277	1:05.324	37.063	12	2:26.682	42.262	1:06.374	38.046
10	2:23.108	41.564	1:04.557	36.987	<b>9 Mauro CALAMIA</b> SUI				
11	2:22.969	41.171	1:04.716	37.082	DALTEC RACING				
12	2:23.407	41.217	1:05.010	37.180	1	2:30.437	45.161	1:07.430	37.846
<b>2 Paul-Loup CHATIN</b> FRA					<b>2</b> 2:26.640 41.609 1:07.362 37.669				
TECH 1 RACING					<b>3</b> 2:23.676 41.543 1:05.034 37.099				
1	2:28.491	44.201	1:06.689	37.601	4	2:24.370	41.511	1:05.379	37.480
2	2:25.351	42.337	1:05.788	37.226	5	2:25.011	41.351	1:06.238	37.422
3	2:23.026	41.459	1:04.621	36.946	6	2:24.301	41.854	1:05.202	37.245
4	2:22.312	41.418	1:03.841	37.053	7	2:23.640	41.751	1:04.603	37.286
5	2:22.435	41.431	1:04.025	36.979	8	2:23.501	41.724	1:04.427	37.350
6	2:22.496	41.498	1:04.082	36.916	9	2:24.354	41.577	1:05.333	37.444
7	2:22.778	41.414	1:04.365	36.999	10	2:24.036	42.021	1:04.595	37.420
8	2:23.474	41.336	1:04.558	37.580	11	2:23.637	41.768	1:04.637	37.232
9	4:02.149B	44.413	1:56.747	1:20.989	12	2:24.256	41.708	1:04.980	37.568
<b>5 Timmy HANSEN</b> SWE					<b>9</b> 2:30.437 45.161 1:07.430 37.846				
INTERWETTEN.COM JUNIOR TEAM					<b>2</b> 2:26.640 41.609 1:07.362 37.669				
1	2:25.520	43.707	1:04.506	37.307	3	2:23.676	41.543	1:05.034	37.099
<b>10 Melville MCKEE</b> GBR					<b>4</b> 2:24.370 41.511 1:05.379 37.480				
ARTA ENGINEERING					<b>5</b> 2:25.011 41.351 1:06.238 37.422				
1	2:31.092	45.709	1:07.708	37.675	6	2:24.301	41.854	1:05.202	37.245
2	2:25.087	41.552	1:06.304	37.231	7	2:23.640	41.751	1:04.603	37.286





RENAULT SPORT



Computerised results and timing service

# SPA RACING FESTIVAL

## FR 2.0 ALPS

### RACE 1

#### Chronological Analysis of Performances

**B** Crossing the finish line in pit lane  
**S1** Time from finish line to 1st intermediate  
**S2** Time from 1st intermediate to 2nd intermediate  
**S3** Time from 2nd intermediate to finish line  
**FY** Full Yellow Flag

Lap	Lap Time	S1	S2	S3	Lap	Lap Time	S1	S2	S3
3	2:23.229	41.653	1:04.370	37.206	4	2:22.924	41.161	1:04.547	37.216
4	2:23.368	41.744	1:04.254	37.370	5	2:22.594	41.075	1:04.603	36.916
5	2:23.104	41.604	1:04.304	37.196	6	2:22.917	41.068	1:04.749	37.100
6	2:23.417	41.716	1:04.493	37.208	7	2:22.754	41.064	1:04.760	36.930
7	2:23.270	41.705	1:04.381	37.184	8	2:22.644	41.305	1:04.342	36.997
8	2:23.508	41.683	1:04.583	37.242	9	2:23.219	41.200	1:05.021	36.998
9	2:23.698	41.573	1:04.680	37.445	10	2:23.379	41.098	1:05.275	37.006
10	2:23.322	41.523	1:04.460	37.339	11	2:23.329	41.013	1:04.960	37.356
11	2:23.175	41.667	1:04.260	37.248	12	2:23.044	41.139	1:04.665	37.240
12	2:23.353	41.590	1:04.533	37.230					

**11** **Yann ZIMMER** FRA  
 ARTA ENGINEERING

1	2:28.354	44.187	1:06.571	37.596
2	2:23.023	41.833	1:04.034	37.156
3	2:22.821	41.527	1:03.873	37.421
4	2:22.643	41.547	1:03.811	37.285
5	2:22.381	41.350	1:03.842	37.189
6	2:22.678	41.561	1:03.981	37.136
7	2:23.000	41.723	1:04.113	37.164
8	2:23.214	41.661	1:04.405	37.148
9	2:23.571	41.880	1:04.382	37.309
10	2:23.377	41.706	1:04.541	37.130
11	2:23.286	41.619	1:04.480	37.187
12	2:23.684	41.725	1:04.675	37.284

**15** **Alex RIBERAS** ESP  
 EPIC RACING

1	2:25.963	43.689	1:05.142	37.132
2	2:22.570	41.508	1:03.924	37.138
3	2:22.854	41.467	1:04.057	37.330
4	2:22.251	41.531	1:03.652	37.068
5	2:22.773	41.555	1:03.816	37.402
6	2:22.612	41.526	1:03.798	37.288
7	2:22.963	41.789	1:03.860	37.314
8	2:23.021	41.803	1:03.942	37.276
9	2:23.280	41.849	1:04.108	37.323
10	2:22.947	41.773	1:03.867	37.307
11	2:23.120	41.672	1:04.064	37.384
12	2:24.106	41.624	1:04.269	38.213

**16** **Gustavo MENEZES** USA  
 INTERWETTEN.COM JUNIOR TEAM

1	2:29.755	44.943	1:07.165	37.647
2	2:25.741	41.590	1:06.985	37.166
3	2:23.200	41.436	1:04.650	37.114

**19** **Kevin GILARDONI** ITA  
 TEAM TORINO MOTORSPORT

1	2:33.313	47.402	1:08.121	37.790
2	2:26.391	42.085	1:06.659	37.647
3	2:25.286	42.131	1:05.325	37.830
4	2:24.624	41.994	1:05.014	37.616
5	2:25.212	41.912	1:05.583	37.717
6	2:24.847	42.045	1:05.107	37.695
7	2:25.793	42.711	1:05.528	37.554
8	2:25.173	41.725	1:05.735	37.713
9	2:25.599	42.635	1:05.481	37.483
10	2:25.631	42.052	1:06.025	37.554
11	2:25.188	41.994	1:05.553	37.641
12	2:25.117	42.170	1:05.379	37.568

**21** **Stefano COLOMBO** ITA  
 EPIC RACING

1	2:30.056	44.923	1:07.368	37.765
2	2:25.908	41.601	1:06.972	37.335
3	2:24.554	41.950	1:05.293	37.311
4	2:24.163	41.777	1:04.914	37.472
5	2:25.838	41.775	1:06.666	37.397
6	2:26.335	41.481	1:07.141	37.713
7	2:24.411	42.351	1:04.600	37.460
8	2:23.778	41.861	1:04.609	37.308
9	2:24.003	41.906	1:04.683	37.414
10	2:23.559	41.855	1:04.360	37.344
11	2:24.222	41.745	1:04.802	37.675
12	2:23.453	41.775	1:04.421	37.257

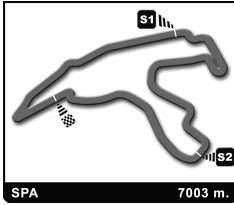
**25** **Alexandre COUGNAUD** FRA  
 ARTA ENGINEERING

1	2:32.368	46.642	1:07.607	38.119
2	2:26.322	41.911	1:07.008	37.403
3	2:25.639	42.067	1:06.027	37.545
4	2:24.795	41.679	1:05.660	37.456





RENAULT SPORT



Computerised results and timing service

# SPA RACING FESTIVAL

## FR 2.0 ALPS

### RACE 1

#### Chronological Analysis of Performances

**B** Crossing the finish line in pit lane      **S2** Time from 1st intermediate to 2nd intermediate  
**S1** Time from finish line to 1st intermediate      **S3** Time from 2nd intermediate to finish line      **FY** Full Yellow Flag

Lap	Lap Time	S1	S2	S3	Lap	Lap Time	S1	S2	S3
5	2:24.266	41.817	1:05.035	37.414	6	2:22.478	41.443	1:03.893	37.142
6	2:24.027	41.920	1:04.803	37.304	7	2:22.713	41.292	1:04.308	37.113
7	2:25.492	42.679	1:05.590	37.223	8	2:22.618	41.229	1:04.181	37.208
8	2:23.910	41.569	1:05.047	37.294	9	2:24.547	42.485	1:05.092	36.970
9	2:24.907	41.577	1:05.529	37.801	10	2:23.455	41.463	1:04.941	37.051
10	2:26.771	42.259	1:07.054	37.458	11	2:23.025	41.325	1:04.505	37.195
11	2:24.547	41.898	1:05.249	37.400	12	2:23.065	41.435	1:04.465	37.165
12	2:27.252	41.757	1:07.717	37.778					

**26** **Roman MAVLANOV** RUS  
BOETTI RACING TEAM

1	2:31.914	46.487	1:07.400	38.027
2	2:26.178	41.759	1:07.183	37.236
3	2:23.565	41.393	1:04.952	37.220
4	2:23.976	41.528	1:05.205	37.243
5	2:25.238	41.157	1:06.767	37.314
6	2:25.842	41.520	1:06.617	37.705
7	2:25.581	43.229	1:05.062	37.290
8	2:23.583	41.521	1:04.862	37.200
9	2:25.735	42.310	1:05.406	38.019
10	2:26.403	42.257	1:06.724	37.422
11	2:24.520	41.675	1:05.488	37.357
12	2:45.989	41.746	1:26.448	37.795

**32** **Edolo GHIRELLI** ITA  
ONE RACING

1	2:29.008	43.900	1:07.419	37.689
2	2:23.601	41.738	1:04.960	36.903
3	2:22.484	41.217	1:04.388	36.879
4	2:22.774	41.182	1:04.539	37.053
5	2:22.616	41.102	1:04.532	36.982
6	2:22.769	41.148	1:04.672	36.949
7	2:22.957	41.138	1:04.621	37.198
8	2:24.137	41.160	1:04.910	38.067
9	2:23.420	41.750	1:04.723	36.947
10	2:22.923	41.244	1:04.752	36.927
11	2:23.157	41.235	1:04.816	37.106
12	2:23.531	41.281	1:05.114	37.136

**27** **Giada DE ZEN** ITA  
TORINO MOTORSPORT

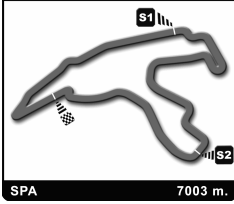
1	2:32.984	46.781	1:08.500	37.703
2	2:26.256	41.814	1:06.982	37.460
3	2:24.507	41.478	1:05.580	37.449
4	2:24.976	42.098	1:05.428	37.450
5	2:25.319	41.865	1:05.916	37.538
6	2:25.545	41.717	1:05.791	38.037
7	2:25.066	42.201	1:05.570	37.295
8	2:25.762	42.499	1:05.410	37.853
9	2:25.551	42.242	1:05.670	37.639
10	2:25.786	42.255	1:05.705	37.826
11	2:26.985	42.071	1:06.943	37.971
12	2:27.204	41.943	1:07.216	38.045

**29** **Christof VON GRUNIGEN** SUI  
DALTEC RACING

1	2:29.319	44.308	1:07.482	37.529
2	2:24.805	41.678	1:05.977	37.150
3	2:23.206	41.128	1:05.163	36.915
4	2:22.953	41.090	1:04.671	37.192
5	2:22.631	41.482	1:03.929	37.220



RENAULT SPORT



Computerised results and timing service

# SPA RACING FESTIVAL FR 2.0 ALPS RACE 1 Lap Chart

Driver	Lap	Grid	1	2	3	4	5	6	7	8	9	10	11	12
( 5) T. HANSEN	1	5	5	5	5	5	5	15	15	15	15	15	15	15
(32) E. GHIRELLI	2	32	15	15	15	15	15	5	11	11	11	11	11	11
(15) A. RIBERAS	3	15	11	11	11	11	11	11	32	32	32	32	32	32
(11) Y. ZIMMER	4	11	2	32	32	32	32	32	2	2	29	29	29	29
( 2) P. CHATIN	5	2	32	2	2	2	2	2	29	29	16	16	16	16
(21) S. COLOMBO	6	21	1	29	29	29	29	29	16	16	1	1	1	1
( 1) J. TARANCON	7	1	29	1	1	1	1	1	1	1	10	10	10	10
(29) C. VON GRUNIGEN	8	29	16	16	16	16	16	16	10	10	9	9	9	9
(16) G. MENEZES	9	16	21	21	10	10	10	10	9	9	21	21	21	21
( 9) M. CALAMIA	10	9	9	10	21	21	9	9	21	21	26	26	26	25
(26) R. MAVLANOV	11	26	10	9	9	9	21	26	26	26	25	25	25	19
(10) M. MCKEE	12	10	0	26	26	26	26	21	25	25	27	27	19	27
( 0) F. GIBBIN	13	0	26	25	27	27	25	25	27	27	19	19	27	0
(25) A. COUGNAUD	14	25	25	27	25	25	27	27	19	19	0	0	0	6
(19) K. GILARDONI	15	19	27	19	19	19	19	19	0	0	6	6	6	26
( 6) A. MESNY	16	6	19	6	6	0	0	0	6	6	5	5	5	5
(27) G. DE ZEN	17	27	6	0	0	6	6	6	5	5	2			
(24) V. GHIRELLI	18	24												

