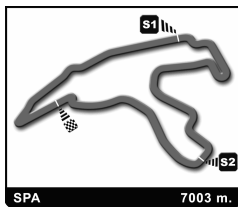




RENAULT SPORT



Computerised results and timing service

SPA RACING FESTIVAL FR 2.0 ALPS QUALIFYING Provisional Classification

Nr.	Driver	Team	NAT	Time	Lap	Total	Gap	Kph
1	5 Timmy HANSEN	INTERWETTEN.COM JUNIOR TEAM	SWE	2:19.756	8	11	-	180.4
2	32 Edolo GHIRELLI	ONE RACING	ITA	2:20.263	8	9	+0.507	179.8
3	15 Alex RIBERAS	EPIC RACING	ESP	2:20.303	9	10	+0.547	179.7
4	11 Yann ZIMMER	ARTA ENGINEERING	FRA	2:20.404	7	10	+0.648	179.6
5	2 Paul-Loup CHATIN	TECH 1 RACING	FRA	2:20.532	3	8	+0.776	179.4
6	21 Stefano COLOMBO	EPIC RACING	ITA	2:20.603	10	12	+0.847	179.3
7	1 Javier TARANCON	TECH 1 RACING	ESP	2:20.738	8	9	+0.982	179.2
8	29 Christof VON GRUNIGEN	DALTEC RACING	SUI	2:20.813	9	11	+1.057	179.1
9	16 Gustavo MENEZES	INTERWETTEN.COM JUNIOR TEAM	USA	2:20.926	9	11	+1.170	178.9
10	9 Mauro CALAMIA	DALTEC RACING	SUI	2:21.185	9	10	+1.429	178.6
11	26 Roman MAVLANOV	BOETTI RACING TEAM	RUS	2:21.201	8	12	+1.445	178.6
12	10 Melville MCKEE	ARTA ENGINEERING	GBR	2:21.594	8	11	+1.838	178.1
13	0 Federico GIBBIN	VIOLA FORMULA RACING	ITA	2:21.683	9	13	+1.927	178.0
14	25 Alexandre COUGNAUD	ARTA ENGINEERING	FRA	2:21.703	7	12	+1.947	177.9
15	19 Kevin GILARDONI	TEAM TORINO MOTORSPORT	ITA	2:22.474	8	12	+2.718	177.0
16	6 Amir MESNY	ARTA ENGINEERING	FRA	2:22.931	9	12	+3.175	176.4
17	27 Giada DE ZEN	TORINO MOTORSPORT	ITA	2:23.504	7	11	+3.748	175.7

Not classified:

24 Vittorio GHIRELLI

ONE RACING ITA

Fastest Lap	Lap 8	Timmy HANSEN	2:19.756	180.4 Kph
--------------------	-------	--------------	-----------------	-----------

The results are provisional until the end of the limit for protest and appeals

The limit for protest expires 30' at the latest after publication of the results - Time:

Track Status:

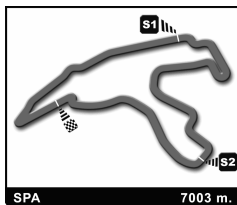
DRY

Race Director:	Timekeeper:
-----------------------	--------------------





RENAULT SPORT



Computerised results and timing service

SPA RACING FESTIVAL FR 2.0 ALPS QUALIFYING

Provisional Classification by 2nd Fastest Lap

Driver	Team	Vehicle	Gap
1 5 Timmy HANSEN	INTERWETTEN.COM JUNIOR TEAM	SWE	139.857.000,00 - -
2 15 Alex RIBERAS	EPIC RACING	ESP	140.562.000,00 +0.705 +0.705
3 32 Edolo GHIRELLI	ONE RACING	ITA	140.568.000,00 +0.711 +0.006
4 11 Yann ZIMMER	ARTA ENGINEERING	FRA	140.674.000,00 +0.817 +0.106
5 29 Christof VON GRUNIGEN	DALTEC RACING	SUI	140.900.000,00 +1.043 +0.226
6 1 Javier TARANCON	TECH 1 RACING	ESP	140.912.000,00 +1.055 +0.012
7 16 Gustavo MENEZES	INTERWETTEN.COM JUNIOR TEAM	USA	141.292.000,00 +1.435 +0.380
8 9 Mauro CALAMIA	DALTEC RACING	SUI	141.317.000,00 +1.460 +0.025
9 2 Paul-Loup CHATIN	TECH 1 RACING	FRA	141.345.000,00 +1.488 +0.028
10 21 Stefano COLOMBO	EPIC RACING	ITA	141.346.000,00 +1.489 +0.001
11 26 Roman MAVLANOV	BOETTI RACING TEAM	RUS	141.479.000,00 +1.622 +0.133
12 10 Melville MCKEE	ARTA ENGINEERING	GBR	141.697.000,00 +1.840 +0.218
13 25 Alexandre COUGNAUD	ARTA ENGINEERING	FRA	142.044.000,00 +2.187 +0.347
14 0 Federico GIBBIN	VIOLA FORMULA RACING	ITA	142.135.000,00 +2.278 +0.091
15 19 Kevin GILARDONI	TEAM TORINO MOTORSPORT	ITA	142.823.000,00 +2.966 +0.688
16 6 Amir MESNY	ARTA ENGINEERING	FRA	143.704.000,00 +3.847 +0.881
17 27 Giada DE ZEN	TORINO MOTORSPORT	ITA	143.843.000,00 +3.986 +0.139

Not classified:

18 24 **Vittorio GHIRELLI**

ONE RACING

ITA

0,00

Fastest Lap	Lap 8	Timmy HANSEN	2:19.756	180.4 Kph
--------------------	-------	--------------	-----------------	-----------

The results are provisional until the end of the limit for protest and appeals

The limit for protest expires 30' at the latest after publication of the results - Time:

Track Status:

DRY

Race Director:

Timekeeper:

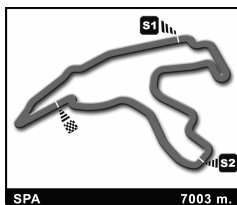


CONNECTION GMBH





RENAULT SPORT



Computerised results and timing service

SPA RACING FESTIVAL FR 2.0 ALPS QUALIFYING Best Partial Times

IT Ideal Lap Time, sum of the best partial times

BT Best Lap Time

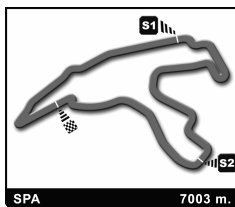
		S1		S2		S3				IT	BT	
Pos	Driver	Time	Driver	Time	Driver	Time	Pos	Driver				
1	32 E.GHIRELLI	40.855	15 A.RIBERAS	1:02.023	5 T.HANSEN	36.497	1	T.HANSEN	2'19.709	2:19.756	(1)	
2	16 G.MENEZES	40.877	5 T.HANSEN	1:02.281	32 E.GHIRELLI	36.520	2	E.GHIRELLI	2'20.189	2:20.263	(2)	
3	5 T.HANSEN	40.931	21 S.COLOMBO	1:02.393	16 G.MENEZES	36.646	3	Y.ZIMMER	2'20.288	2:20.404	(4)	
4	29 C.VON GRUNIGEI	40.970	11 Y.ZIMMER	1:02.394	29 C.VON GRUNIGEI	36.729	4	A.RIBERAS	2'20.300	2:20.303	(3)	
5	9 M.CALAMIA	41.035	1 J.TARANCON	1:02.420	11 Y.ZIMMER	36.744	5	P.CHATIN	2'20.532	2:20.532	(5)	
6	11 Y.ZIMMER	41.150	2 P.CHATIN	1:02.456	2 P.CHATIN	36.783	6	S.COLOMBO	2'20.570	2:20.603	(6)	
7	10 M.MCKEE	41.239	32 E.GHIRELLI	1:02.814	9 M.CALAMIA	36.812	7	J.TARANCON	2'20.588	2:20.738	(7)	
8	2 P.CHATIN	41.293	26 R.MAVLANOV	1:02.871	10 M.MCKEE	36.837	8	G.MENEZES	2'20.617	2:20.926	(9)	
9	1 J.TARANCON	41.300	29 C.VON GRUNIGEI	1:02.935	21 S.COLOMBO	36.858	9	C.VON GRUNIGEN	2'20.634	2:20.813	(8)	
10	26 R.MAVLANOV	41.312	9 M.CALAMIA	1:02.967	1 J.TARANCON	36.868	10	M.CALAMIA	2'20.814	2:21.185	(10)	
11	21 S.COLOMBO	41.319	16 G.MENEZES	1:03.094	0 F.GIBBIN	36.894	11	R.MAVLANOV	2'21.117	2:21.201	(11)	
12	0 F.GIBBIN	41.329	10 M.MCKEE	1:03.105	15 A.RIBERAS	36.912	12	M.MCKEE	2'21.181	2:21.594	(12)	
13	15 A.RIBERAS	41.365	19 K.GILARDONI	1:03.288	26 R.MAVLANOV	36.934	13	A.COUGNAUD	2'21.631	2:21.703	(14)	
14	25 A.COUGNAUD	41.379	25 A.COUGNAUD	1:03.315	25 A.COUGNAUD	36.937	14	F.GIBBIN	2'21.667	2:21.683	(13)	
15	6 A.MESNY	41.688	0 F.GIBBIN	1:03.444	6 A.MESNY	37.147	15	K.GILARDONI	2'22.394	2:22.474	(15)	
16	27 G.DE ZEN	41.697	6 A.MESNY	1:03.965	27 G.DE ZEN	37.196	16	A.MESNY	2'22.800	2:22.931	(16)	
17	19 K.GILARDONI	41.750	27 G.DE ZEN	1:04.351	19 K.GILARDONI	37.356	17	G.DE ZEN	2'23.244	2:23.504	(17)	

01/10/2011





RENAULT SPORT



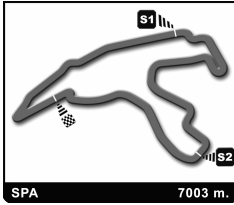
Computerised results and timing service

SPA RACING FESTIVAL FR 2.0 ALPS QUALIFYING Fastest Laps Sequence

Practice Time	Driver	Nation	Time	Kph	Driver's Lap
5:07.000	5 Timmy HANSEN	SWE	2:22.812	176.6	2
5:20.506	1 Javier TARANCON	ESP	2:22.339	177.1	2
7:27.947	5 Timmy HANSEN	SWE	2:20.947	178.9	3
8:17.647	2 Paul-Loup CHATIN	FRA	2:20.532	179.4	3
22:21.569	5 Timmy HANSEN	SWE	2:19.857	180.3	7
24:41.325	5 Timmy HANSEN	SWE	2:19.756	180.4	8



RENAULT SPORT



Computerised results and timing service

SPA RACING FESTIVAL

FR 2.0 ALPS

QUALIFYING

Chronological Analysis of Performances

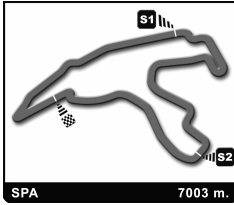
B Crossing the finish line in pit lane
S1 Time from finish line to 1st intermediate
S2 Time from 1st intermediate to 2nd intermediate
S3 Time from 2nd intermediate to finish line
FY Full Yellow Flag

Lap	Lap Time	S1	S2	S3	Lap	Lap Time	S1	S2	S3
0 Federico GIBBIN ITA VIOLA FORMULA RACING					6	2:24.361	41.125	1:03.703	39.533
1	3:43.275	1:40.689	1:20.987	41.599	7	2:19.857	40.954	1:02.406	36.497
2	2:26.605	42.408	1:06.892	37.305	8	2:19.756	40.931	1:02.281	36.544
3	2:22.941	41.522	1:04.369	37.050	9	2:20.166	41.051	1:02.491	36.624
4	2:46.376B	47.591	1:06.123	52.662	10	2:20.062	41.045	1:02.377	36.640
5	5:05.048	3:12.573	1:13.956	38.519	11	2:20.568	41.039	1:02.667	36.862
6	2:22.621	41.536	1:03.948	37.137	6 Amir MESNY FRA ARTA ENGINEERING				
7	2:23.029	41.352	1:04.737	36.940	1	3:14.850	1:16.852	1:13.326	44.672
8	2:22.322	41.482	1:03.799	37.041	2	2:26.932	42.622	1:06.438	37.872
9	2:21.683	41.345	1:03.444	36.894	3	2:24.206	41.889	1:04.923	37.394
10	2:22.135	41.487	1:03.528	37.120	4	3:03.341B	46.187	1:09.586	1:07.568
11	2:30.532	44.071	1:09.431	37.030	5	7:25.874	5:34.652	1:13.027	38.195
12	2:22.254	41.329	1:03.978	36.947	6	2:24.582	41.854	1:05.237	37.491
13	2:41.092B	41.406	1:07.502	52.184	7	2:23.895	41.716	1:04.832	37.347
1 Javier TARANCON ESP TECH 1 RACING					8	2:23.834	41.893	1:04.624	37.317
1	2:58.167	1:01.806	1:14.711	41.650	9	2:22.931	41.819	1:03.965	37.147
2	2:22.339	41.763	1:03.516	37.060	10	2:43.485	41.724	1:24.302	37.459
3	2:21.202	41.508	1:02.826	36.868	11	2:23.704	41.688	1:04.472	37.544
4	3:10.738B	41.383	1:17.782	1:11.573	12	2:24.437	41.923	1:04.884	37.630
5	15:08.739	...	1:21.209	46.390	9 Mauro CALAMIA SUI DALTEC RACING				
6	2:21.444	41.675	1:02.791	36.978	1	2:46.580	1:00.002	1:09.005	37.573
7	2:20.912	41.391	1:02.639	36.882	2	2:23.455	41.470	1:04.917	37.068
8	2:20.738	41.397	1:02.420	36.921	3	2:21.701	41.172	1:03.717	36.812
9	2:21.167	41.300	1:02.992	36.875	4	2:35.579B	41.148	1:06.574	47.857
2 Paul-Loup CHATIN FRA TECH 1 RACING					5	7:32.643	5:48.651	1:06.964	37.028
1	3:08.376	1:10.137	1:12.804	45.435	6	2:22.615	41.269	1:04.339	37.007
2	2:48.739	1:02.481	1:08.637	37.621	7	2:21.317	41.035	1:03.439	36.843
3	2:20.532	41.293	1:02.456	36.783	8	2:21.348	41.088	1:03.317	36.943
4	3:09.173B	42.983	1:28.560	57.630	9	2:21.185	41.168	1:02.967	37.050
5	14:50.091	...	1:15.903	42.932	10	2:27.931B	41.177	1:03.612	43.142
6	2:21.833	41.613	1:03.281	36.939	10 Melville MCKEE GBR ARTA ENGINEERING				
7	2:25.646	41.673	1:06.781	37.192	1	3:13.290	1:14.402	1:13.645	45.243
8	2:21.345	41.309	1:03.155	36.881	2	2:23.078	41.788	1:04.439	36.851
5 Timmy HANSEN SWE INTERWETTEN.COM JUNIOR TEAM					3	2:22.142	41.308	1:03.908	36.926
1	2:44.188	57.627	1:08.120	38.441	4	3:06.684B	41.097	1:11.607	1:13.980
2	2:22.812	41.505	1:04.252	37.055	5	7:24.509	5:35.543	1:11.283	37.683
3	2:20.947	41.062	1:03.167	36.718	6	2:21.798	41.532	1:03.429	36.837
4	2:35.873B	40.991	1:06.063	48.819	7	2:21.697	41.239	1:03.353	37.105
5	7:33.532	5:50.161	1:05.364	38.007	8	2:21.594	41.451	1:03.105	37.038
					9	2:23.150	41.377	1:04.473	37.300





RENAULT SPORT



Computerised results and timing service

SPA RACING FESTIVAL

FR 2.0 ALPS

QUALIFYING

Chronological Analysis of Performances

B Crossing the finish line in pit lane
S1 Time from finish line to 1st intermediate
S2 Time from 1st intermediate to 2nd intermediate
S3 Time from 2nd intermediate to finish line
FY Full Yellow Flag

Lap	Lap Time	S1	S2	S3	Lap	Lap Time	S1	S2	S3
-----	----------	----	----	----	-----	----------	----	----	----

10	2:22.109	41.384	1:03.459	37.266	2	2:26.184	42.415	1:06.321	37.448
11	2:35.510 B	41.404	1:05.881	48.225	3	2:23.570	41.806	1:04.264	37.500

11	Yann ZIMMER				FRA
	ARTA ENGINEERING				

1	3:09.065	1:12.181	1:12.956	43.928
2	2:22.907	41.869	1:03.795	37.243
3	2:21.170	41.263	1:02.926	36.981
4	3:06.707 B	41.287	1:13.017	1:12.403
5	13:04.122	...	1:15.223	38.961
6	2:21.447	41.481	1:02.963	37.003
7	2:20.404	41.266	1:02.394	36.744
8	2:21.487	41.297	1:03.259	36.931
9	2:20.674	41.274	1:02.549	36.851
10	2:21.039	41.150	1:02.977	36.912

15	Alex RIBERAS				ESP
	EPIC RACING				

1	4:17.607	2:24.636	1:11.065	41.906
2	2:22.459	41.904	1:03.414	37.141
3	2:33.224 B	41.541	1:02.890	48.793
4	7:25.334 B	5:37.621	1:03.360	44.353
5	5:22.406	3:28.414	1:13.153	40.839
6	2:21.599	41.784	1:02.545	37.270
7	2:20.701	41.468	1:02.209	37.024
8	2:20.562	41.365	1:02.229	36.968
9	2:20.303	41.368	1:02.023	36.912
10	2:50.220 B	41.390	1:17.220	51.610

16	Gustavo MENEZES				USA
	INTERWETTEN.COM JUNIOR TEAM				

1	3:04.213	1:03.740	1:14.293	46.180
2	2:24.292	41.614	1:05.604	37.074
3	2:22.115	41.044	1:04.111	36.960
4	3:04.237 B	40.923	1:14.091	1:09.223
5	6:15.350	4:17.288	1:16.997	41.065
6	2:22.817	41.358	1:04.314	37.145
7	2:21.515	41.069	1:03.800	36.646
8	2:21.292	40.877	1:03.636	36.779
9	2:20.926	41.045	1:03.094	36.787
10	2:21.341	40.970	1:03.496	36.875
11	2:32.706 B	40.958	1:03.506	48.242

19	Kevin GILARDONI				ITA
	TEAM TORINO MOTORSPORT				

1	2:45.714	51.857	1:15.167	38.690
---	----------	--------	----------	--------

4	2:40.953 B	41.750	1:04.978	54.225
5	7:12.857	5:24.237	1:10.409	38.211
6	2:24.354	42.198	1:04.775	37.381
7	2:22.823	41.861	1:03.583	37.379
8	2:22.474	41.830	1:03.288	37.356
9	2:23.247	41.810	1:03.377	38.060
10	2:27.221	42.808	1:04.796	39.617
11	2:22.885	41.838	1:03.589	37.458
12	2:46.853 B	41.871	1:07.646	57.336

21	Stefano COLOMBO				ITA
	EPIC RACING				

1	3:23.444	1:28.071	1:08.376	46.997
2	2:23.503	41.685	1:04.689	37.129
3	2:22.594	41.716	1:03.880	36.998
4	2:58.100 B	43.619	1:04.273	1:10.208
5	3:49.968	2:08.955	1:03.881	37.132
6	2:21.720	41.561	1:03.272	36.887
7	2:39.878 B	41.693	1:13.591	44.594
8	6:04.535	4:17.607	1:06.538	40.390
9	2:21.346	41.544	1:02.908	36.894
10	2:20.603	41.352	1:02.393	36.858
11	2:21.393	41.319	1:02.860	37.214
12	2:21.400	41.376	1:03.018	37.006

24	Vittorio GHIRELLI				ITA
	ONE RACING				

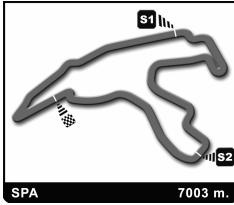
1	7:38.510	5:34.104	1:13.472	50.934
---	----------	----------	----------	--------

25	Alexandre COUGNAUD				FRA
	ARTA ENGINEERING				

1	3:09.998	1:14.723	1:13.076	42.199
2	2:24.392	41.940	1:05.260	37.192
3	2:22.429	41.500	1:03.836	37.093
4	3:05.385 B	41.445	1:09.885	1:14.055
5	7:29.313	5:43.600	1:08.408	37.305
6	2:22.674	41.728	1:03.814	37.132
7	2:21.703	41.451	1:03.315	36.937
8	2:22.253	41.379	1:03.777	37.097
9	2:22.044	41.459	1:03.580	37.005
10	2:22.542	41.540	1:03.752	37.250
11	2:23.625	41.573	1:04.723	37.329
12	2:27.990	41.775	1:08.552	37.663



RENAULT SPORT



Computerised results and timing service

SPA RACING FESTIVAL

FR 2.0 ALPS

QUALIFYING

Chronological Analysis of Performances

B Crossing the finish line in pit lane
S1 Time from finish line to 1st intermedia
S2 Time from 1st intermediate to 2nd intermediate
S3 Time from 2nd intermediate to finish line
FY Full Yellow Flag

Lap	Lap Time	S1	S2	S3	Lap	Lap Time	S1	S2	S3
-----	----------	----	----	----	-----	----------	----	----	----

26 Roman MAVLANOV RUS BOETTI RACING TEAM				
1	3:20.581	1:23.518	1:09.766	47.297
2	2:25.033	42.500	1:05.214	37.319
3	2:21.902	41.312	1:03.540	37.050
4	2:59.078B	44.217	1:05.156	1:09.705
5	7:12.657	5:28.229	1:06.673	37.755
6	2:22.515	41.876	1:03.536	37.103
7	2:21.489	41.384	1:03.059	37.046
8	2:21.201	41.396	1:02.871	36.934
9	2:21.838	41.367	1:03.413	37.058
10	2:21.479	41.313	1:03.148	37.018
11	2:21.744	41.341	1:03.352	37.051
12	2:23.335	41.414	1:04.752	37.169

27 Giada DE ZEN ITA TORINO MOTORSPORT				
1	7:19.300	5:25.848	1:13.943	39.509
2	2:41.918B	43.310	1:09.242	49.366
3	4:37.537	2:52.697	1:07.284	37.556
4	2:24.012	42.085	1:04.690	37.237
5	2:23.920	42.135	1:04.471	37.314
6	2:24.162	41.697	1:05.269	37.196
7	2:23.504	41.760	1:04.360	37.384
8	2:35.045	46.171	1:10.970	37.904
9	2:24.406	42.107	1:04.862	37.437
10	2:23.843	42.013	1:04.351	37.479
11	2:26.817	41.834	1:07.187	37.796

29 Christof VON GRUNIGEN SUI DALTEC RACING				
1	3:06.661	1:12.860	1:14.113	39.688
2	2:22.399	41.614	1:03.846	36.939
3	2:21.895	40.970	1:03.955	36.970
4	3:06.331B	40.699	1:14.361	1:11.271
5	5:56.499	3:53.995	1:24.797	37.707
6	2:21.519	41.474	1:03.141	36.904
7	2:20.900	41.236	1:02.935	36.729
8	2:21.761	41.088	1:03.607	37.066
9	2:20.813	41.099	1:02.954	36.760
10	2:20.942	41.032	1:03.006	36.904
11	2:27.694B	41.037	1:03.368	43.289

32 Edolo GHIRELLI ITA ONE RACING				
1	3:45.024	1:40.293	1:15.270	49.461





RENAULT SPORT



Computerised results and timing service

SPA RACING FESTIVAL

FR 2.0 ALPS

QUALIFYING

Chronological Analysis of Performances

B Crossing the finish line in pit lane **S2** Time from 1st intermediate to 2nd intermediate
S1 Time from finish line to 1st intermedia **S3** Time from 2nd intermediate to finish line **FY** Full Yellow Flag

Lap	Lap Time	S1	S2	S3	Lap	Lap Time	S1	S2	S3
-----	----------	----	----	----	-----	----------	----	----	----

