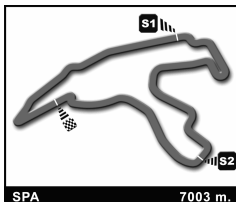




RENAULT SPORT



Computerised results and timing service

# SPA RACING FESTIVAL FR 2.0 ALPS FREE PRACTICE Classification

Nr.	Driver	Car	NAT	Time	Lap	Total	Gap	Kph
1	2	Paul-Loup CHATIN	FRA	<b>2:21.986</b>	14	15	-	<b>177.6</b>
2	5	Timmy HANSEN	SWE	2:22.000	14	18	+0.014	177.6
3	16	Gustavo MENEZES	USA	2:22.074	12	17	+0.088	177.5
4	1	Javier TARANCON	ESP	2:22.123	14	14	+0.137	177.4
5	15	Alex RIBERAS	ESP	2:22.194	14	15	+0.208	177.3
6	24	Vittorio GHIRELLI	ITA	2:22.367	14	15	+0.381	177.1
7	11	Yann ZIMMER	FRA	2:22.462	14	16	+0.476	177.0
8	32	Edolo GHIRELLI	ITA	2:22.942	14	16	+0.956	176.4
9	0	Federico GIBBIN	ITA	2:23.216	17	17	+1.230	176.1
10	9	Mauro CALAMIA	SUI	2:23.233	10	16	+1.247	176.0
11	26	Roman MAVLANOV	RUS	2:23.400	18	21	+1.414	175.8
12	21	Stefano COLOMBO	ITA	2:23.756	17	18	+1.770	175.4
13	25	Alexandre COUGNAUD	FRA	2:23.765	18	18	+1.779	175.4
14	29	Christof VON GRUNIGEN	SUI	2:23.858	4	11	+1.872	175.3
15	19	Kevin GILARDONI	ITA	2:24.401	15	18	+2.415	174.6
16	10	Melville MCKEE	GBR	2:24.704	12	13	+2.718	174.2
17	27	Giada DE ZEN	ITA	2:25.318	15	19	+3.332	173.5
18	6	Amir MESNY	FRA	2:25.329	17	17	+3.343	173.5
19	75	Andrea BOFFO	ITA	2:25.687	17	21	+3.701	173.1
20	12	Kevin JÖRG	SUI	2:26.972	13	18	+4.986	171.6

<b>Fastest Lap</b>	Lap 14	Paul-Loup CHATIN	<b>2:21.986</b>	177.6 Kph
--------------------	--------	------------------	-----------------	-----------

The results are provisional until the end of the limit for protest and appeals

The limit for protest expires 30' at the latest after publication of the results - Time: .....

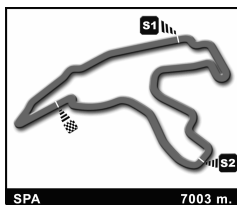
Track Status: **DRY**

<b>Stewards:</b>	<b>Timekeeper:</b>
------------------	--------------------





RENAULT SPORT



Computerised results and timing service

# SPA RACING FESTIVAL FR 2.0 ALPS FREE PRACTICE Best Partial Times

IT Ideal Lap Time, sum of the best partial times

BT Best Lap Time

		S1		S2		S3				IT	BT	
Pos	Driver	Time	Driver	Time	Driver	Time	Pos	Driver				
1	16 G.MENEZES	41.130	1 J.TARANCON	1:03.064	5 T.HANSEN	37.034	1	T.HANSEN	2'21.734	2:22.000	(2)	
2	32 E.GHIRELLI	41.304	2 P.CHATIN	1:03.081	16 G.MENEZES	37.041	2	P.CHATIN	2'21.808	2:21.986	(1)	
3	24 V.GHIRELLI	41.333	15 A.RIBERAS	1:03.323	11 Y.ZIMMER	37.099	3	A.RIBERAS	2'21.980	2:22.194	(5)	
4	5 T.HANSEN	41.340	5 T.HANSEN	1:03.360	24 V.GHIRELLI	37.127	4	J.TARANCON	2'22.004	2:22.123	(4)	
5	9 M.CALAMIA	41.449	11 Y.ZIMMER	1:03.815	2 P.CHATIN	37.134	5	G.MENEZES	2'22.074	2:22.074	(3)	
6	11 Y.ZIMMER	41.471	16 G.MENEZES	1:03.903	15 A.RIBERAS	37.180	6	V.GHIRELLI	2'22.367	2:22.367	(6)	
7	15 A.RIBERAS	41.477	24 V.GHIRELLI	1:03.907	32 E.GHIRELLI	37.189	7	Y.ZIMMER	2'22.385	2:22.462	(7)	
8	25 A.COUGNAUD	41.549	0 F.GIBBIN	1:04.019	9 M.CALAMIA	37.227	8	E.GHIRELLI	2'22.769	2:22.942	(8)	
9	29 C.VON GRUNIGEI	41.557	26 R.MAVLANOV	1:04.150	1 J.TARANCON	37.259	9	F.GIBBIN	2'23.079	2:23.216	(9)	
10	2 P.CHATIN	41.593	32 E.GHIRELLI	1:04.276	0 F.GIBBIN	37.270	10	M.CALAMIA	2'23.177	2:23.233	(10)	
11	26 R.MAVLANOV	41.661	19 K.GILARDONI	1:04.280	25 A.COUGNAUD	37.332	11	R.MAVLANOV	2'23.204	2:23.400	(11)	
12	1 J.TARANCON	41.681	29 C.VON GRUNIGEI	1:04.359	29 C.VON GRUNIGEI	37.337	12	C.VON GRUNIGEN	2'23.253	2:23.858	(14)	
13	12 K.JÖRG	41.744	21 S.COLOMBO	1:04.439	26 R.MAVLANOV	37.393	13	A.COUGNAUD	2'23.622	2:23.765	(13)	
14	10 M.MCKEE	41.749	9 M.CALAMIA	1:04.501	75 A.BOFFO	37.427	14	S.COLOMBO	2'23.717	2:23.756	(12)	
15	0 F.GIBBIN	41.790	25 A.COUGNAUD	1:04.741	21 S.COLOMBO	37.470	15	K.GILARDONI	2'24.053	2:24.401	(15)	
16	21 S.COLOMBO	41.808	6 A.MESNY	1:05.236	10 M.MCKEE	37.578	16	M.MCKEE	2'24.586	2:24.704	(16)	
17	6 A.MESNY	41.993	10 M.MCKEE	1:05.259	6 A.MESNY	37.595	17	A.MESNY	2'24.824	2:25.329	(18)	
18	75 A.BOFFO	42.001	27 G.DE ZEN	1:05.305	27 G.DE ZEN	37.634	18	G.DE ZEN	2'25.142	2:25.318	(17)	
19	19 K.GILARDONI	42.053	75 A.BOFFO	1:05.748	19 K.GILARDONI	37.720	19	A.BOFFO	2'25.176	2:25.687	(19)	
20	27 G.DE ZEN	42.203	12 K.JÖRG	1:06.819	12 K.JÖRG	37.772	20	K.JÖRG	2'26.335	2:26.972	(20)	

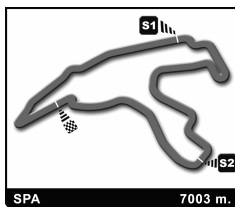
30/09/2011





RENAULT SPORT

FORMULA  
RENAULT 2.0  
ALPS



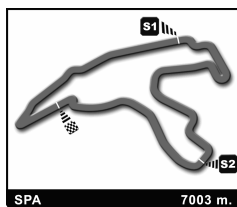
Computerised results and timing service

**SPA RACING FESTIVAL**  
**FR 2.0 ALPS**  
**FREE PRACTICE**  
**Fastest Laps Sequence**

Practice Time	Driver	Nation	Time	Kph	Driver's Lap
5:12.597	1 Javier TARANCON	ESP	2:24.721	174.2	2
5:18.130	16 Gustavo MENEZES	USA	2:24.718	174.2	2
5:50.472	29 Christof VON GRUNIGEN	SUI	2:24.354	174.7	2
7:36.163	1 Javier TARANCON	ESP	2:23.566	175.6	3
8:09.700	5 Timmy HANSEN	SWE	2:23.438	175.8	3
14:04.504	11 Yann ZIMMER	FRA	2:23.360	175.9	4
24:31.030	5 Timmy HANSEN	SWE	2:23.231	176.0	8
26:54.177	5 Timmy HANSEN	SWE	2:23.147	176.1	9
33:31.522	15 Alex RIBERAS	ESP	2:23.114	176.2	9
33:48.013	16 Gustavo MENEZES	USA	2:22.543	176.9	10
36:10.289	16 Gustavo MENEZES	USA	2:22.276	177.2	11
38:01.934	5 Timmy HANSEN	SWE	2:22.261	177.2	12
38:32.363	16 Gustavo MENEZES	USA	2:22.074	177.5	12
40:23.979	5 Timmy HANSEN	SWE	2:22.045	177.5	13
42:45.979	5 Timmy HANSEN	SWE	2:22.000	177.6	14
56:19.882	2 Paul-Loup CHATIN	FRA	2:21.986	177.6	14



RENAULT SPORT



Computerised results and timing service

# SPA RACING FESTIVAL

## FR 2.0 ALPS

### FREE PRACTICE

#### Chronological Analysis of Performances

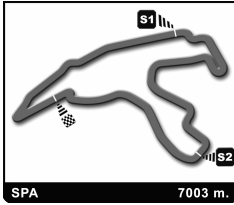
**B** Crossing the finish line in pit lane  
**S1** Time from finish line to 1st intermediate  
**S2** Time from 1st intermediate to 2nd intermediate  
**S3** Time from 2nd intermediate to finish line  
**FY** Full Yellow Flag

Lap	Lap Time	S1	S2	S3	Lap	Lap Time	S1	S2	S3
<b>0 Federico GIBBIN</b> ITA					<b>5 Timmy HANSEN</b> SWE				
VIOLA FORMULA RACING					INTERWETTEN.COM JUNIOR TEAM				
1	2:55.928	1:08.846	1:09.001	38.081	1	3:20.777	1:34.837	1:07.254	38.686
2	2:27.954	42.914	1:06.958	38.082	2	2:25.485	42.425	1:05.118	37.942
3	2:37.436 <b>B</b>	42.233	1:06.348	48.855	3	2:23.438	41.572	1:04.701	37.165
4	8:18.868	6:33.675	1:07.160	38.033	4	2:23.483	41.687	1:04.629	37.167
5	2:26.920	42.926	1:06.094	37.900	5	2:31.626 <b>B</b>	41.421	1:04.688	45.517
6	2:26.649	42.681	1:06.040	37.928	6	6:38.442	4:54.693	1:05.047	38.702
7	2:37.040 <b>B</b>	43.037	1:07.386	46.617	7	2:24.548	41.642	1:05.364	37.542
8	7:00.798	5:16.052	1:07.102	37.644	8	2:23.231	41.574	1:04.351	37.306
9	2:24.974	42.377	1:04.748	37.849	9	2:23.147	41.464	1:04.649	37.034
10	2:24.171	42.336	1:04.208	37.627	10	2:30.619 <b>B</b>	41.569	1:04.684	44.366
11	2:23.762	42.076	1:04.308	37.378	11	6:14.877	4:31.337	1:05.737	37.803
12	2:23.632	42.305	1:04.057	37.270	12	2:22.261	41.610	1:03.611	37.040
13	2:40.079 <b>B</b>	42.117	1:07.732	50.230	13	2:22.045	41.621	1:03.360	37.064
14	6:13.253	4:29.728	1:05.103	38.422	14	2:22.000	41.497	1:03.374	37.129
15	2:23.856	42.092	1:04.443	37.321	15	2:29.344 <b>B</b>	41.394	1:04.018	43.932
16	2:33.685	41.853	1:14.484	37.348	16	10:21.492	8:00.608	1:43.426	37.458
17	2:23.216	41.812	1:04.019	37.385	17	2:22.291	41.549	1:03.635	37.107
<b>1 Javier TARANCON</b> ESP					<b>6 Amir MESNY</b> FRA				
TECH 1 RACING					ARTA ENGINEERING				
1	2:47.876	1:02.491	1:07.272	38.113	1	6:26.893	4:36.519	1:11.293	39.081
2	2:24.721	42.356	1:04.805	37.560	2	2:28.842	42.987	1:07.544	38.311
3	2:23.566	42.009	1:04.043	37.514	3	2:40.402	42.573	1:06.749	51.080
4	2:25.573	42.143	1:05.886	37.544	4	2:27.145	42.667	1:06.269	38.209
5	2:54.598	42.023	1:31.907	40.668	5	2:28.363	42.399	1:07.870	38.094
6	3:25.634 <b>B</b>	42.064	1:24.937	1:18.633	6	2:30.390	43.308	1:08.218	38.864
7	16:21.456 <b>B</b>	...	1:09.045	46.787	7	2:38.818 <b>B</b>	42.339	1:07.499	48.980
8	9:10.450 <b>B</b>	7:18.230	1:06.655	45.565	8	9:16.626	7:29.891	1:08.030	38.705
9	8:14.840	6:25.182	1:11.065	38.593	9	2:27.593	42.351	1:07.167	38.075
10	2:23.123	42.163	1:03.673	37.287	10	2:26.514	42.332	1:06.002	38.180
11	2:22.244	41.703	1:03.282	37.259	11	2:26.600	42.425	1:05.968	38.207
12	2:22.763	42.013	1:03.372	37.378	12	2:35.436 <b>B</b>	42.301	1:06.102	47.033
13	2:22.217	41.681	1:03.183	37.353	13	10:01.428	8:08.083	1:10.791	42.554
14	2:22.123	41.684	1:03.064	37.375	14	2:26.319	42.453	1:06.143	37.723
<b>2 Paul-Loup CHATIN</b> FRA									
TECH 1 RACING									
1	3:14.146	1:27.471	1:08.749	37.926					
2	2:26.341	42.174	1:06.440	37.727					
3	2:24.082	42.152	1:04.345	37.585					
4	2:24.911	42.124	1:05.055	37.732					
5	2:24.046	42.015	1:04.483	37.548					
6	2:23.544	41.855	1:04.197	37.492					
7	2:35.742 <b>B</b>	41.859	1:06.167	47.716					





RENAULT SPORT



Computerised results and timing service

# SPA RACING FESTIVAL

## FR 2.0 ALPS

### FREE PRACTICE

#### Chronological Analysis of Performances

**B** Crossing the finish line in pit lane  
**S1** Time from finish line to 1st intermediate  
**S2** Time from 1st intermediate to 2nd intermediate  
**S3** Time from 2nd intermediate to finish line  
**FY** Full Yellow Flag

Lap	Lap Time	S1	S2	S3	Lap	Lap Time	S1	S2	S3
15	2:27.097	42.208	1:07.294	37.595	6	2:31.408B	42.011	1:05.163	44.234
16	2:25.385	42.149	1:05.328	37.908	7	8:24.123	6:41.354	1:05.171	37.598
17	2:25.329	41.993	1:05.236	38.100	8	2:24.418	42.289	1:04.669	37.460

**9** **Mauro CALAMIA** SUI  
DALTEC RACING

1	3:21.502	1:21.862	1:17.510	42.130
2	2:26.907	42.058	1:06.974	37.875
3	2:28.081	41.685	1:08.866	37.530
4	2:25.442	41.591	1:06.200	37.651
5	2:26.266	41.449	1:07.026	37.791
6	2:26.129	41.510	1:07.062	37.557
7	2:34.061B	42.413	1:06.570	45.078
8	13:55.209	...	1:10.501	37.508
9	2:24.432	41.701	1:05.171	37.560
10	2:23.233	41.489	1:04.501	37.243
11	2:23.978	41.665	1:04.766	37.547
12	2:23.424	41.543	1:04.654	37.227
13	2:23.444	41.555	1:04.538	37.351
14	2:30.254B	41.530	1:04.704	44.020
15	11:36.240	9:53.147	1:05.381	37.712
16	2:23.758	41.733	1:04.536	37.489

**10** **Melville MCKEE** GBR  
ARTA ENGINEERING

1	4:54.490	3:04.145	1:10.990	39.355
2	2:26.605	42.224	1:06.524	37.857
3	2:26.568	42.328	1:06.380	37.860
4	2:34.395B	42.203	1:06.664	45.528
5	6:37.588	4:51.952	1:07.835	37.801
6	2:26.231	41.999	1:06.239	37.993
7	2:25.484	41.974	1:05.638	37.872
8	2:25.763	41.927	1:05.956	37.880
9	2:37.755B	42.206	1:09.639	45.910
10	21:40.177	...	1:09.263	39.282
11	3:03.630	53.230	1:22.583	47.817
12	2:24.704	41.867	1:05.259	37.578
13	2:34.647B	41.749	1:05.677	47.221

**11** **Yann ZIMMER** FRA  
ARTA ENGINEERING

1	6:52.681	5:07.540	1:07.417	37.724
2	2:24.220	42.236	1:04.445	37.539
3	2:24.243	41.872	1:04.499	37.872
4	2:23.360	41.577	1:04.333	37.450
5	2:24.355	41.545	1:05.222	37.588

9	2:25.375	41.844	1:06.049	37.482
10	2:23.905	41.515	1:04.836	37.554
11	2:33.255B	42.159	1:06.442	44.654
12	14:30.469	...	1:06.831	37.437
13	2:23.120	41.811	1:04.007	37.302
14	2:22.462	41.471	1:03.892	37.099
15	2:22.616	41.552	1:03.815	37.249
16	2:22.771	41.692	1:03.882	37.197

**12** **Kevin JÖRG** SUI  
DALTEC RACING

1	3:11.540	1:19.570	1:13.110	38.860
2	2:31.770	42.415	1:08.925	40.430
3	2:28.372	41.864	1:08.569	37.939
4	2:28.886	41.769	1:07.513	39.604
5	2:27.034	41.744	1:07.518	37.772
6	2:29.854	41.945	1:09.266	38.643
7	3:35.868B	42.025	2:03.384	50.459
8	11:43.494	9:54.149	1:10.635	38.710
9	2:29.513	42.377	1:08.849	38.287
10	2:28.928	42.052	1:08.057	38.819
11	2:28.847	42.000	1:08.977	37.870
12	2:27.010	41.973	1:06.833	38.204
13	2:26.972	42.332	1:06.819	37.821
14	2:38.941B	42.133	1:07.368	49.440
15	7:21.612	5:33.624	1:08.735	39.253
16	2:30.714	42.336	1:10.441	37.937
17	2:27.115	41.849	1:07.385	37.881
18	2:27.692	41.965	1:07.604	38.123

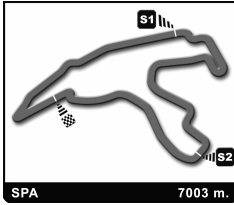
**15** **Alex RIBERAS** ESP  
EPIC RACING

1	3:12.244	1:22.721	1:10.732	38.791
2	2:29.671	42.363	1:09.237	38.071
3	2:34.065B	41.984	1:06.181	45.900
4	6:19.247	4:35.376	1:06.047	37.824
5	2:25.108	42.090	1:05.364	37.654
6	2:24.409	41.972	1:04.931	37.506
7	2:30.982B	41.827	1:04.877	44.278
8	9:12.682	7:22.843	1:07.148	42.691
9	2:23.114	41.942	1:03.969	37.203
10	2:32.566B	41.855	1:04.343	46.368
11	11:09.397	9:26.873	1:04.746	37.778





RENAULT SPORT



Computerised results and timing service

# SPA RACING FESTIVAL

## FR 2.0 ALPS

### FREE PRACTICE

#### Chronological Analysis of Performances

**B** Crossing the finish line in pit lane      **S2** Time from 1st intermediate to 2nd intermediate  
**S1** Time from finish line to 1st intermediate      **S3** Time from 2nd intermediate to finish line      **FY** Full Yellow Flag

Lap	Lap Time	S1	S2	S3
12	2:22.966	41.961	1:03.781	37.224
13	2:22.830	41.790	1:03.704	37.336
14	2:22.194	41.691	1:03.323	37.180
15	2:30.816B	41.477	1:03.563	45.776

**16** **Gustavo MENEZES** USA  
 INTERWETTEN.COM JUNIOR TEAM

1	2:53.412	1:05.197	1:08.233	39.982
2	2:24.718	41.795	1:05.514	37.409
3	2:24.567	41.603	1:05.551	37.413
4	2:24.843	41.403	1:05.254	38.186
5	2:33.285B	41.484	1:05.428	46.373
6	5:48.733	4:02.164	1:08.441	38.128
7	2:25.727	41.793	1:05.910	38.024
8	2:36.260B	42.198	1:07.305	46.757
9	7:53.925	6:06.552	1:07.034	40.339
10	2:22.543	41.516	1:03.921	37.106
11	2:22.276	41.205	1:03.939	37.132
12	2:22.074	41.130	1:03.903	37.041
13	2:49.197B	49.794	1:11.336	48.067
14	7:09.165	5:26.318	1:05.420	37.427
15	2:23.082	41.422	1:04.366	37.294
16	2:23.635	41.208	1:04.775	37.652
17	2:45.010B	47.202	1:10.202	47.606

**19** **Kevin GILARDONI** ITA  
 TEAM TORINO MOTORSPORT

1	2:51.552	1:03.843	1:08.590	39.119
2	2:25.960	42.725	1:05.449	37.786
3	2:25.994	42.464	1:05.747	37.783
4	2:24.844	42.221	1:04.859	37.764
5	2:24.824	42.053	1:04.928	37.843
6	2:24.830	42.365	1:04.576	37.889
7	2:37.240B	42.324	1:04.885	50.031
8	12:18.422	...	1:06.177	38.034
9	2:25.418	42.664	1:04.870	37.884
10	2:25.181	42.353	1:04.845	37.983
11	2:40.172B	42.484	1:05.007	52.681
12	9:09.100	7:22.058	1:08.932	38.110
13	2:25.168	42.511	1:04.763	37.894
14	2:24.478	42.268	1:04.338	37.872
15	2:24.401	42.401	1:04.280	37.720
16	2:24.427	42.281	1:04.419	37.727
17	2:24.886	42.266	1:04.707	37.913
18	2:48.927B	42.248	1:05.054	1:01.625

**21** **Stefano COLOMBO** ITA  
 EPIC RACING

1	2:57.836	1:12.156	1:07.424	38.256
2	2:27.334	42.369	1:06.684	38.281
3	2:25.703	42.210	1:05.816	37.677
4	2:25.852	42.138	1:05.399	38.315
5	2:25.525	42.137	1:05.596	37.792
6	2:34.136B	42.060	1:05.368	46.708
7	11:44.396	9:58.010	1:07.753	38.633
8	2:24.836	42.133	1:05.030	37.673
9	2:26.847	42.118	1:06.953	37.776
10	2:26.264	42.021	1:06.304	37.939
11	2:24.299	41.960	1:04.779	37.560
12	2:36.846B	41.943	1:05.653	49.250
13	9:25.718	7:42.439	1:05.422	37.857
14	2:24.331	42.065	1:04.750	37.516
15	2:24.739	41.883	1:04.873	37.983
16	2:24.247	41.829	1:04.829	37.589
17	2:23.756	41.808	1:04.478	37.470
18	2:23.973	41.990	1:04.439	37.544

**24** **Vittorio GHIRELLI** ITA  
 ONE RACING

1	3:48.303	1:53.609	1:11.061	43.633
2	2:25.377	41.957	1:05.898	37.522
3	2:25.929	42.270	1:06.233	37.426
4	2:24.350	41.518	1:05.318	37.514
5	2:23.452	41.358	1:04.945	37.149
6	2:33.935B	41.595	1:05.286	47.054
7	18:53.666	...	1:06.143	37.690
8	2:24.035	41.600	1:05.031	37.404
9	2:24.585	41.620	1:05.599	37.366
10	2:23.627	41.534	1:04.731	37.362
11	2:32.148B	41.365	1:05.050	45.733
12	9:33.756	7:49.009	1:06.996	37.751
13	2:22.946	41.400	1:04.290	37.256
14	2:22.367	41.333	1:03.907	37.127
15	2:23.021	41.392	1:03.960	37.669

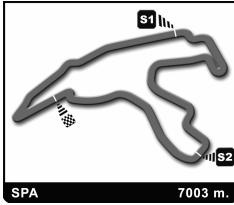
**25** **Alexandre COUGNAUD** FRA  
 ARTA ENGINEERING

1	4:52.260	3:05.993	1:07.993	38.274
2	2:33.889	42.768	1:13.437	37.684
3	2:25.789	42.134	1:05.864	37.791
4	2:25.358	42.196	1:05.217	37.945
5	2:26.830	43.573	1:05.533	37.724





RENAULT SPORT



Computerised results and timing service

# SPA RACING FESTIVAL

## FR 2.0 ALPS

### FREE PRACTICE

#### Chronological Analysis of Performances

**B** Crossing the finish line in pit lane  
**S1** Time from finish line to 1st intermediate  
**S2** Time from 1st intermediate to 2nd intermediate  
**S3** Time from 2nd intermediate to finish line  
**FY** Full Yellow Flag

Lap	Lap Time	S1	S2	S3	Lap	Lap Time	S1	S2	S3
6	2:25.313	42.139	1:05.558	37.616	7	2:38.333B	42.664	1:06.756	48.913
7	2:27.421	42.085	1:07.441	37.895	8	12:26.484	...	1:08.222	38.283
8	2:37.357B	42.185	1:06.080	49.092	9	2:27.145	42.649	1:06.446	38.050
9	9:03.354	7:19.988	1:05.628	37.738	10	2:49.657B	42.597	1:06.606	1:00.454
10	2:25.382	42.029	1:05.636	37.717	11	6:54.871	5:08.108	1:08.497	38.266
11	2:30.775	42.723	1:10.322	37.730	12	2:26.704	42.770	1:06.029	37.905
12	2:24.947	42.131	1:05.028	37.788	13	2:26.098	42.345	1:05.991	37.762
13	2:33.601B	42.302	1:05.594	45.705	14	2:25.468	42.305	1:05.501	37.662
14	9:39.236	7:48.152	1:13.339	37.745	15	2:25.318	42.379	1:05.305	37.634
15	2:37.376	41.855	1:13.810	41.711	16	2:25.776	42.246	1:05.537	37.993
16	2:23.995	41.803	1:04.741	37.451	17	2:30.291	42.246	1:10.130	37.915
17	2:24.575	41.622	1:04.929	38.024	18	2:25.425	42.280	1:05.359	37.786
18	2:23.765	41.549	1:04.884	37.332	19	2:49.371B	42.383	1:08.307	58.681

**26** Roman MAVLANOV RUS  
BOETTI RACING TEAM

1	4:32.040	2:45.224	1:07.764	39.052
2	2:28.914	43.118	1:06.916	38.880
3	2:27.491	42.685	1:06.616	38.190
4	2:29.136	42.496	1:08.264	38.376
5	2:25.996	42.402	1:05.515	38.079
6	2:26.084	42.384	1:05.680	38.020
7	2:36.082B	42.121	1:05.507	48.454
8	5:00.393	3:17.178	1:05.253	37.962
9	2:29.542	42.149	1:07.255	40.138
10	2:25.017	42.021	1:05.178	37.818
11	2:25.008	42.059	1:05.216	37.733
12	2:25.150	41.985	1:05.216	37.949
13	2:24.890	41.973	1:05.070	37.847
14	2:32.847B	42.076	1:05.210	45.561
15	7:20.733	5:35.599	1:07.583	37.551
16	2:25.670	42.180	1:05.804	37.686
17	2:23.913	41.958	1:04.393	37.562
18	2:23.400	41.857	1:04.150	37.393
19	2:24.152	41.811	1:04.683	37.658
20	2:23.419	41.735	1:04.249	37.435
21	2:23.751	41.661	1:04.487	37.603

**27** Giada DE ZEN ITA  
TORINO MOTORSPORT

1	2:56.315	1:05.009	1:12.217	39.089
2	2:29.128	42.814	1:07.459	38.855
3	2:26.185	42.346	1:06.100	37.739
4	2:27.266	42.203	1:06.754	38.309
5	2:26.738	42.360	1:06.595	37.783
6	2:26.246	42.517	1:05.820	37.909

**29** Christof VON GRUNIGEN SUI  
DALTEC RACING

1	3:26.118	1:40.905	1:07.130	38.083
2	2:24.354	41.943	1:04.984	37.427
3	2:24.406	41.680	1:05.299	37.427
4	2:23.858	41.557	1:04.964	37.337
5	2:29.782B	41.644	1:04.359	43.779
6	8:06.754	6:23.132	1:05.639	37.983
7	2:47.480B	41.665	1:10.812	55.003
8	6:07.414	4:24.637	1:05.417	37.360
9	5:41.708B	41.690	1:09.632	3:50.386
10	20:54.731	...	1:05.776	37.523
11	4:06.108B	1:12.620	1:37.101	1:16.387

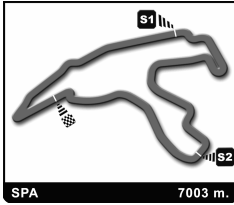
**32** Edolo GHIRELLI ITA  
ONE RACING

1	3:49.520	1:55.662	1:10.272	43.586
2	2:27.511	41.599	1:07.630	38.282
3	2:26.248	41.611	1:07.285	37.352
4	2:25.144	41.362	1:06.460	37.322
5	2:24.522	41.403	1:05.734	37.385
6	2:43.567B	41.460	1:11.912	50.195
7	18:03.219	...	1:11.588	37.301
8	2:24.804	41.790	1:05.758	37.256
9	2:26.020	41.345	1:07.107	37.568
10	2:34.793B	41.629	1:06.040	47.124
11	8:35.664	6:38.548	1:13.731	43.385
12	2:24.677	41.980	1:05.224	37.473
13	2:23.293	41.411	1:04.633	37.249
14	2:22.942	41.304	1:04.276	37.362
15	2:23.299	41.383	1:04.727	37.189
16	2:48.255B	41.315	1:06.608	1:00.332





RENAULT SPORT



Computerised results and timing service

# SPA RACING FESTIVAL

## FR 2.0 ALPS

### FREE PRACTICE

#### Chronological Analysis of Performances

B Crossing the finish line in pit lane  
S1 Time from finish line to 1st intermedia

S2 Time from 1st intermediate to 2nd intermediate  
S3 Time from 2nd intermediate to finish line

FY Full Yellow Flag

Lap	Lap Time	S1	S2	S3	Lap	Lap Time	S1	S2	S3
<b>75</b>	<b>Andrea BOFFO</b>				ITA				
	TEAM TORINO MOTORSPORT								
1	3:33.604	1:30.521	1:19.971	43.112					
2	2:38.231	45.849	1:11.476	40.906					
3	2:37.033	44.484	1:12.144	40.405					
4	2:34.652	43.965	1:10.456	40.231					
5	2:33.666	45.789	1:08.805	39.072					
6	2:32.553	43.906	1:09.004	39.643					
7	2:33.671	43.630	1:10.764	39.277					
8	2:31.331	43.443	1:09.185	38.703					
9	2:29.759	43.284	1:07.692	38.783					
10	2:30.157	43.263	1:08.303	38.591					
11	2:28.568	43.060	1:06.997	38.511					
12	2:38.418 <b>B</b>	43.075	1:06.398	48.945					
13	8:26.731	6:39.112	1:08.239	39.380					
14	2:28.489	43.038	1:06.920	38.531					
15	2:29.022	43.256	1:06.782	38.984					
16	2:27.956	43.186	1:06.739	38.031					
17	2:25.687	42.001	1:05.909	37.777					
18	2:26.940	42.728	1:06.445	37.767					
19	2:26.784	42.375	1:06.582	37.827					
20	2:27.063	43.888	1:05.748	37.427					
21	2:50.806 <b>B</b>	43.357	1:07.442	1:00.007					

