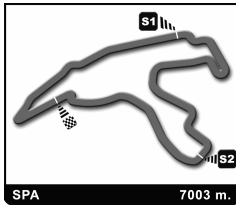




RENAULT SPORT



Computerised results and timing service

SPA RACING FESTIVAL FR 2.0 ALPS FREE PRACTICE 1 Provisional Classification

Nr.	Driver	Car	NAT	Time	Lap	Total	Gap	Kph
1	15	Alex RIBERAS	ESP	2:21.600	11	16	-	178.1
2	5	Timmy HANSEN	SWE	2:21.810	9	13	+0.210	177.8
3	1	Javier TARANCON	ESP	2:22.187	19	19	+0.587	177.3
4	11	Yann ZIMMER	FRA	2:22.201	8	17	+0.601	177.3
5	24	Vittorio GHIRELLI	ITA	2:22.246	15	15	+0.646	177.3
6	26	Roman MAYLANOV	RUS	2:22.802	12	17	+1.202	176.6
7	2	Paul-Loup CHATIN	FRA	2:22.836	17	19	+1.236	176.5
8	0	Federico GIBBIN	ITA	2:23.313	14	17	+1.713	175.9
9	29	Christof VON GRUNIGEN	SUI	2:23.697	13	16	+2.097	175.5
10	25	Alexandre COUGNAUD	FRA	2:23.791	14	19	+2.191	175.4
11	9	Mauro CALAMIA	SUI	2:23.854	15	16	+2.254	175.3
12	21	Stefano COLOMBO	ITA	2:23.857	13	18	+2.257	175.3
13	16	Gustavo MENEZES	USA	2:23.897	14	14	+2.297	175.2
14	32	Edolo GHIRELLI	ITA	2:24.235	9	12	+2.635	174.8
15	19	Kevin GILARDONI	ITA	2:24.874	15	15	+3.274	174.0
16	6	Amir MESNY	FRA	2:25.825	13	18	+4.225	172.9
17	27	Giada DE ZEN	ITA	2:26.321	14	18	+4.721	172.3
18	12	Kevin JÖRG	SUI	2:32.229	6	7	+10.629	165.6
19	10	Melville MCKEE	GBR	2:40.631	2	2	+19.031	157.0
20	75	Andrea BOFFO	ITA					

Fastest Lap	Lap 11	Alex RIBERAS	2:21.600	178.1 Kph
--------------------	--------	--------------	----------	-----------

The results are provisional until the end of the limit for protest and appeals

The limit for protest expires 30' at the latest after publication of the results - Time:

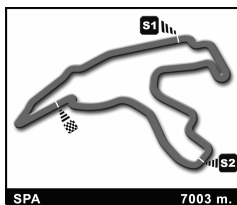
Track Status: **DRY**

Race Director:	Timekeeper:
-----------------------	--------------------





RENAULT SPORT



Computerised results and timing service

SPA RACING FESTIVAL FR 2.0 ALPS FREE PRACTICE 1 Best Partial Times

IT Ideal Lap Time, sum of the best partial times

BT Best Lap Time

S1		S2		S3				IT	BT
Pos	Driver	Time	Driver	Time	Driver	Time	Pos Driver		
1	5 T.HANSEN	41.183	15 A.RIBERAS	1:03.322	15 A.RIBERAS	36.927	1 A.RIBERAS	2'21.463	2:21.600 (1)
2	15 A.RIBERAS	41.214	1 J.TARANCON	1:03.399	5 T.HANSEN	36.939	2 T.HANSEN	2'21.575	2:21.810 (2)
3	24 V.GHIRELLI	41.226	5 T.HANSEN	1:03.453	24 V.GHIRELLI	37.030	3 J.TARANCON	2'22.026	2:22.187 (3)
4	11 Y.ZIMMER	41.271	26 R.MAVLANOV	1:03.609	0 F.GIBBIN	37.049	4 Y.ZIMMER	2'22.159	2:22.201 (4)
5	16 G.MENEZES	41.346	2 P.CHATIN	1:03.817	32 E.GHIRELLI	37.069	5 V.GHIRELLI	2'22.246	2:22.246 (5)
6	21 S.COLOMBO	41.406	11 Y.ZIMMER	1:03.817	11 Y.ZIMMER	37.071	6 P.CHATIN	2'22.487	2:22.836 (7)
7	0 F.GIBBIN	41.484	24 V.GHIRELLI	1:03.990	1 J.TARANCON	37.105	7 R.MAVLANOV	2'22.588	2:22.802 (6)
8	29 C.VON GRUNIGEI	41.485	9 M.CALAMIA	1:04.361	2 P.CHATIN	37.161	8 F.GIBBIN	2'23.027	2:23.313 (8)
9	2 P.CHATIN	41.509	0 F.GIBBIN	1:04.494	29 C.VON GRUNIGEI	37.326	9 S.COLOMBO	2'23.490	2:23.857 (12)
10	1 J.TARANCON	41.522	25 A.COUGNAUD	1:04.593	26 R.MAVLANOV	37.329	10 A.COUGNAUD	2'23.513	2:23.791 (10)
11	25 A.COUGNAUD	41.556	19 K.GILARDONI	1:04.691	16 G.MENEZES	37.359	11 C.VON GRUNIGEN	2'23.520	2:23.697 (9)
12	32 E.GHIRELLI	41.569	29 C.VON GRUNIGEI	1:04.709	25 A.COUGNAUD	37.364	12 M.CALAMIA	2'23.553	2:23.854 (11)
13	26 R.MAVLANOV	41.650	21 S.COLOMBO	1:04.718	21 S.COLOMBO	37.366	13 G.MENEZES	2'23.717	2:23.897 (13)
14	9 M.CALAMIA	41.693	16 G.MENEZES	1:05.012	9 M.CALAMIA	37.499	14 E.GHIRELLI	2'23.869	2:24.235 (14)
15	6 A.MESNY	41.813	32 E.GHIRELLI	1:05.231	6 A.MESNY	37.571	15 K.GILARDONI	2'24.769	2:24.874 (15)
16	27 G.DE ZEN	41.994	27 G.DE ZEN	1:05.861	19 K.GILARDONI	37.748	16 A.MESNY	2'25.324	2:25.825 (16)
17	19 K.GILARDONI	42.330	6 A.MESNY	1:05.940	27 G.DE ZEN	37.921	17 G.DE ZEN	2'25.776	2:26.321 (17)
18	10 M.MCKEE	43.039	12 K.JÖRG	1:09.703	12 K.JÖRG	39.163	18 K.JÖRG	2'32.157	2:32.229 (18)
19	12 K.JÖRG	43.291	10 M.MCKEE	1:14.074	10 M.MCKEE	41.475	19 M.MCKEE	2'38.588	2:40.631 (19)

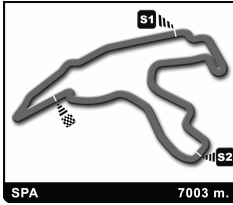
30/09/2011





RENAULT SPORT

FORMULA
RENAULT 2.0
ALPS



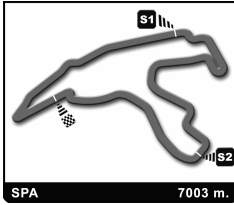
Computerised results and timing service

SPA RACING FESTIVAL
FR 2.0 ALPS
FREE PRACTICE 1
Fastest Laps Sequence

Practice Time	Driver	Nation	Time	Kph	Driver's Lap
6:01.115	6 Amir MESNY	FRA	2:37.629	160.0	2
6:04.634	25 Alexandre COUGNAUD	FRA	2:36.071	161.6	2
6:05.082	11 Yann ZIMMER	FRA	2:35.208	162.5	2
6:09.967	29 Christof VON GRUNIGEN	SUI	2:30.894	167.1	2
6:20.526	15 Alex RIBERAS	ESP	2:27.007	171.5	2
17:07.043	11 Yann ZIMMER	FRA	2:23.388	175.8	5
19:29.646	11 Yann ZIMMER	FRA	2:22.603	176.8	6
20:33.120	15 Alex RIBERAS	ESP	2:22.391	177.1	5
22:54.852	15 Alex RIBERAS	ESP	2:21.732	177.9	6
44:39.644	15 Alex RIBERAS	ESP	2:21.600	178.1	11



RENAULT SPORT



Computerised results and timing service

SPA RACING FESTIVAL

FR 2.0 ALPS

FREE PRACTICE 1

Chronological Analysis of Performances

B Crossing the finish line in pit lane
S1 Time from finish line to 1st intermediate
S2 Time from 1st intermediate to 2nd intermediate
S3 Time from 2nd intermediate to finish line
FY Full Yellow Flag

Lap	Lap Time	S1	S2	S3	Lap	Lap Time	S1	S2	S3
-----	----------	----	----	----	-----	----------	----	----	----

0 Federico GIBBIN ITA				
VIOLA FORMULA RACING				
1	3:42.730	1:42.180	1:18.955	41.595
2	2:41.204	44.898	1:14.980	41.326
3	3:02.846 B	44.016	1:11.693	1:07.137
4	5:44.965	3:55.795	1:11.171	37.999
5	2:28.366	42.204	1:08.214	37.948
6	2:25.799	42.180	1:06.215	37.404
7	2:25.464	42.107	1:05.729	37.628
8	2:24.833	41.484	1:05.761	37.588
9	2:37.753 B	41.833	1:06.383	49.537
10	10:02.069	8:17.993	1:06.834	37.242
11	2:24.139	41.891	1:05.056	37.192
12	2:25.004	41.957	1:05.036	38.011
13	2:27.702	41.699	1:05.268	40.735
14	2:23.313	41.770	1:04.494	37.049
15	2:35.567 B	41.560	1:05.700	48.307
16	7:46.337	6:01.758	1:06.767	37.812
17	2:26.446	42.097	1:07.041	37.308

1 Javier TARANCON ESP				
TECH 1 RACING				
1	3:19.364	1:11.274	1:23.470	44.620
2	2:49.717	47.776	1:19.845	42.096
3	3:07.578 B	45.709	1:19.464	1:02.405
4	5:40.624	3:50.987	1:11.244	38.393
5	3:16.221	53.648	1:38.144	44.429
6	2:24.670	41.747	1:04.738	38.185
7	2:23.388	41.706	1:04.099	37.583
8	2:23.787	41.572	1:04.796	37.419
9	2:34.373 B	41.856	1:04.551	47.966
10	10:21.618	8:27.938	1:12.342	41.338
11	2:34.184	42.838	1:10.647	40.699
12	2:38.817	44.041	1:14.765	40.011
13	2:28.710	42.218	1:08.831	37.661
14	2:32.964	44.948	1:08.866	39.150
15	2:23.532	41.795	1:04.486	37.251
16	2:22.459	41.679	1:03.675	37.105
17	2:23.560	41.649	1:04.735	37.176
18	2:22.222	41.676	1:03.399	37.147
19	2:22.187	41.522	1:03.492	37.173

2 Paul-Loup CHATIN FRA				
TECH 1 RACING				
1	3:27.663	1:16.410	1:26.079	45.174
2	2:45.663	49.397	1:12.805	43.461

3	3:08.757 B	46.296	1:18.640	1:03.821
4	5:41.009	3:54.056	1:08.498	38.455
5	2:50.221	45.307	1:24.452	40.462
6	2:33.378	41.910	1:14.160	37.308
7	2:23.498	41.778	1:04.500	37.220
8	2:23.219	41.757	1:04.182	37.280
9	2:36.280 B	42.013	1:06.063	48.204
10	10:34.975	8:31.598	1:22.903	40.474
11	2:37.315	44.221	1:13.005	40.089
12	2:41.835	43.524	1:18.354	39.957
13	2:32.229	42.943	1:10.204	39.082
14	2:30.043	43.407	1:08.353	38.283
15	2:24.278	41.810	1:04.995	37.473
16	2:23.208	41.785	1:04.194	37.229
17	2:22.836	41.720	1:03.817	37.299
18	2:23.863	42.249	1:04.453	37.161
19	2:24.582	41.509	1:04.633	38.440

5 Timmy HANSEN SWE				
INTERWETTEN.COM JUNIOR TEAM				
1	15:54.184 B	...	1:13.685	51.520
2	5:53.128	4:08.169	1:07.370	37.589
3	2:23.686	41.819	1:04.799	37.068
4	2:22.883	41.324	1:04.479	37.080
5	2:56.343 B	44.892	1:18.716	52.735
6	11:12.022	9:28.057	1:05.654	38.311
7	2:23.667	41.477	1:05.123	37.067
8	2:22.072	41.387	1:03.746	36.939
9	2:21.810	41.183	1:03.654	36.973
10	2:30.387 B	42.129	1:04.169	44.089
11	7:03.824	5:22.648	1:03.868	37.308
12	2:22.608	41.752	1:03.453	37.403
13	2:22.807	41.822	1:03.763	37.222

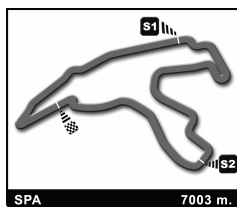
6 Amir MESNY FRA				
ARTA ENGINEERING				
1	3:23.486	1:22.916	1:18.454	42.116
2	2:37.629	45.446	1:12.193	39.990
3	2:48.355 B	44.102	1:13.270	50.983
4	6:03.252	4:14.349	1:10.417	38.486
5	2:29.794	43.267	1:08.564	37.963
6	2:29.787	42.263	1:09.523	38.001
7	2:27.240	41.958	1:07.108	38.174
8	2:26.894	42.560	1:06.601	37.733
9	2:39.051 B	42.000	1:06.486	50.565
10	10:15.195	8:28.214	1:08.961	38.020





RENAULT SPORT

FORMULA RENAULT 2.0 ALPS



Computerised results and timing service

SPA RACING FESTIVAL

FR 2.0 ALPS

FREE PRACTICE 1

Chronological Analysis of Performances

B Crossing the finish line in pit lane
S1 Time from finish line to 1st intermediate
S2 Time from 1st intermediate to 2nd intermediate
S3 Time from 2nd intermediate to finish line
FY Full Yellow Flag

Lap	Lap Time	S1	S2	S3	Lap	Lap Time	S1	S2	S3
11	2:26.972	41.948	1:07.180	37.844	12	2:24.205	41.693	1:05.167	37.345
12	2:26.748	41.916	1:06.951	37.881	13	2:22.778	41.275	1:04.159	37.344
13	2:25.825	41.813	1:06.332	37.680	14	2:30.554	41.338	1:04.057	45.159
14	2:26.814	41.839	1:07.404	37.571	15	2:30.179B	42.517	1:03.864	43.798
15	2:36.510B	42.048	1:05.940	48.522	16	7:14.029	5:32.179	1:04.495	37.355
16	5:46.796	4:02.696	1:06.389	37.711	17	2:22.917	41.446	1:04.365	37.106
17	2:28.261	41.975	1:08.637	37.649					
18	2:28.591	41.895	1:08.322	38.374					

9 **Mauro CALAMIA** SUI
DALTEC RACING

1	4:31.585	2:32.868	1:16.617	42.100
2	2:35.884	44.251	1:12.755	38.878
3	2:45.242B	42.387	1:10.842	52.013
4	5:31.238	3:44.239	1:08.603	38.396
5	2:26.742	41.860	1:07.137	37.745
6	2:25.861	41.932	1:06.267	37.662
7	2:25.062	41.794	1:05.549	37.719
8	2:25.440	41.811	1:05.773	37.856
9	2:37.552B	41.716	1:07.075	48.761
10	12:03.251	...	1:20.001	38.791
11	2:25.349	41.813	1:05.853	37.683
12	2:24.177	41.870	1:04.808	37.499
13	2:25.158	42.368	1:05.219	37.571
14	2:24.024	41.794	1:04.729	37.501
15	2:23.854	41.742	1:04.361	37.751
16	2:30.995B	41.693	1:04.412	44.890

10 **Melville MCKEE** GBR
ARTA ENGINEERING

1	3:25.772	1:25.539	1:17.525	42.708
2	2:40.631	45.082	1:14.074	41.475

11 **Yann ZIMMER** FRA
ARTA ENGINEERING

1	3:29.874	1:19.171	1:26.370	44.333
2	2:35.208	44.665	1:11.126	39.417
3	2:36.471B	42.919	1:06.356	47.196
4	6:02.102	4:19.230	1:05.282	37.590
5	2:23.388	41.815	1:04.235	37.338
6	2:22.603	41.701	1:03.817	37.085
7	2:23.124	41.409	1:04.629	37.086
8	2:22.201	41.271	1:03.859	37.071
9	2:22.621	41.331	1:04.126	37.164
10	2:49.793B	41.650	1:17.811	50.332
11	11:21.823	9:38.973	1:05.728	37.122

12 **Kevin JÖRG** SUI
DALTEC RACING

1	29:41.797B	...	1:26.789	58.913
2	12:07.786	...	1:15.484	41.771
3	2:37.760	46.076	1:11.560	40.124
4	2:37.852	44.389	1:12.200	41.263
5	2:33.923	43.648	1:10.615	39.660
6	2:32.229	43.363	1:09.703	39.163
7	2:45.196B	43.291	1:09.993	51.912

15 **Alex RIBERAS** ESP
EPIC RACING

1	3:53.519	1:47.894	1:26.103	39.522
2	2:27.007	42.699	1:06.900	37.408
3	2:33.470B	41.779	1:06.242	45.449
4	9:16.733	7:34.058	1:04.812	37.863
5	2:22.391	41.888	1:03.576	36.927
6	2:21.732	41.371	1:03.322	37.039
7	2:29.006B	41.473	1:04.200	43.333
8	12:06.955	...	1:04.778	37.589
9	2:24.026	41.638	1:03.793	38.595
10	2:23.205	41.424	1:04.676	37.105
11	2:21.600	41.282	1:03.359	36.959
12	2:30.922B	41.214	1:04.372	45.336
13	6:59.187	5:14.860	1:04.380	39.947
14	2:22.525	41.510	1:03.938	37.077
15	2:23.058	41.392	1:04.488	37.178
16	2:22.796	41.483	1:04.167	37.146

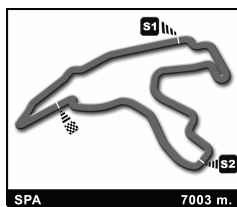
16 **Gustavo MENEZES** USA
INTERWETTEN.COM JUNIOR TEAM

1	15:33.517	...	1:15.403	40.229
2	2:31.555	43.011	1:10.293	38.251
3	2:27.095	41.835	1:07.334	37.926
4	2:28.176	44.325	1:06.066	37.785
5	2:25.377	41.607	1:05.679	38.091
6	2:44.921B	42.271	1:08.972	53.678
7	15:18.842	...	1:09.979	37.951
8	2:34.840	41.990	1:12.956	39.894





RENAULT SPORT



Computerised results and timing service

SPA RACING FESTIVAL

FR 2.0 ALPS

FREE PRACTICE 1

Chronological Analysis of Performances

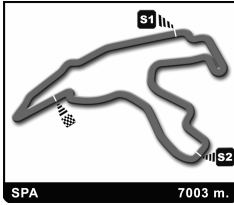
B Crossing the finish line in pit lane **S2** Time from 1st intermediate to 2nd intermediate
S1 Time from finish line to 1st intermediate **S3** Time from 2nd intermediate to finish line **FY** Full Yellow Flag

Lap	Lap Time	S1	S2	S3	Lap	Lap Time	S1	S2	S3
9	2:26.657	42.374	1:06.428	37.855	24 Vittorio GHIRELLI ITA				
10	2:25.270	41.857	1:05.769	37.644	ONE RACING				
11	2:24.745	41.585	1:05.208	37.952	1	4:05.980	1:49.532	1:29.058	47.390
12	2:25.744	41.961	1:06.382	37.401	2	2:44.097	47.302	1:15.675	41.120
13	2:24.094	41.346	1:05.389	37.359	3	2:50.669B	43.951	1:14.329	52.389
14	2:23.897	41.413	1:05.012	37.472	4	11:59.290	...	1:11.437	38.816
19 Kevin GILARDONI ITA					5	2:28.894	43.222	1:07.808	37.864
TEAM TORINO MOTORSPORT					6	2:34.057	41.967	1:08.285	43.805
1	3:49.934	1:43.842	1:21.303	44.789	7	2:50.307B	42.510	1:15.049	52.748
2	2:33.579	44.578	1:09.900	39.101	8	9:53.979	8:08.127	1:08.038	37.814
3	3:02.029B	43.333	1:11.980	1:06.716	9	2:24.193	41.780	1:05.277	37.136
4	5:41.978	3:54.528	1:08.898	38.552	10	2:25.912	43.842	1:04.765	37.305
5	2:28.685	43.064	1:07.026	38.595	11	2:33.889B	41.349	1:05.006	47.534
6	2:27.083	42.711	1:06.099	38.273	12	7:51.587	6:07.981	1:05.700	37.906
7	2:26.856	42.583	1:06.331	37.942	13	2:23.586	41.435	1:04.483	37.668
8	2:25.767	42.495	1:05.317	37.955	14	2:22.695	41.268	1:04.282	37.145
9	2:40.606B	42.901	1:06.136	51.569	15	2:22.246	41.226	1:03.990	37.030
10	13:25.834B	...	1:18.919	1:01.127	25 Alexandre COUGNAUD FRA				
11	8:29.309	6:43.157	1:07.552	38.600	ARTA ENGINEERING				
12	2:26.374	42.796	1:05.660	37.918	1	3:28.563	1:22.309	1:24.055	42.199
13	2:25.290	42.454	1:05.050	37.786	2	2:36.071	45.143	1:11.658	39.270
14	2:24.992	42.367	1:04.877	37.748	3	2:42.386B	43.569	1:08.820	49.997
15	2:24.874	42.330	1:04.691	37.853	4	6:09.281	4:22.869	1:08.215	38.197
21 Stefano COLOMBO ITA					5	2:27.058	42.214	1:06.993	37.851
EPIC RACING					6	2:26.544	42.003	1:06.693	37.848
1	3:44.230	1:44.487	1:19.136	40.607	7	2:25.711	41.968	1:05.999	37.744
2	2:32.625	44.214	1:09.876	38.535	8	2:25.480	41.920	1:05.951	37.609
3	2:40.250B	42.286	1:10.584	47.380	9	2:35.160B	41.946	1:05.466	47.748
4	6:15.086	4:27.493	1:09.482	38.111	10	10:21.206	8:37.547	1:06.137	37.522
5	2:30.346	41.998	1:10.605	37.743	11	2:24.959	41.864	1:05.392	37.703
6	2:25.895	42.376	1:05.619	37.900	12	2:24.034	41.679	1:04.960	37.395
7	2:26.129	42.430	1:05.853	37.846	13	2:24.431	41.556	1:04.764	38.111
8	2:25.009	41.808	1:05.396	37.805	14	2:23.791	41.680	1:04.742	37.369
9	2:41.815B	41.503	1:06.254	54.058	15	2:33.928B	41.787	1:04.716	47.425
10	10:05.378	8:20.887	1:06.632	37.859	16	5:02.184	3:19.477	1:05.233	37.474
11	2:25.623	41.894	1:06.183	37.546	17	2:23.824	41.867	1:04.593	37.364
12	2:24.602	41.645	1:05.390	37.567	18	2:24.025	41.772	1:04.807	37.446
13	2:23.857	41.669	1:04.822	37.366	19	2:32.241	41.803	1:04.911	45.527
14	2:25.693	41.406	1:06.245	38.042	26 Roman MAVLANOV RUS				
15	2:34.366B	41.684	1:04.718	47.964	BOETTI RACING TEAM				
16	5:51.754	4:08.449	1:05.769	37.536	1	3:47.234B	1:30.029	1:18.538	58.667
17	2:24.345	41.621	1:05.177	37.547	2	4:11.275B	2:11.339	1:10.808	49.128
18	2:24.641	41.731	1:05.468	37.442	3	7:14.281	5:25.730	1:08.013	40.538
					4	2:29.640	43.415	1:07.858	38.367





RENAULT SPORT



Computerised results and timing service

SPA RACING FESTIVAL

FR 2.0 ALPS

FREE PRACTICE 1

Chronological Analysis of Performances

B Crossing the finish line in pit lane
S1 Time from finish line to 1st intermediate
S2 Time from 1st intermediate to 2nd intermediate
S3 Time from 2nd intermediate to finish line
FY Full Yellow Flag

Lap	Lap Time	S1	S2	S3	Lap	Lap Time	S1	S2	S3
5	2:28.362	42.547	1:07.910	37.905	10	12:19.976	...	1:07.095	37.895
6	2:26.321	43.743	1:05.019	37.559	11	2:24.022	41.772	1:04.869	37.381
7	2:24.427	42.068	1:04.392	37.967	12	2:23.788	41.753	1:04.709	37.326
8	2:42.434 B	41.756	1:05.504	55.174	13	2:23.697	41.532	1:04.761	37.404
9	10:08.480	8:22.451	1:08.338	37.691	14	2:33.006 B	41.674	1:06.761	44.571
10	2:27.867	44.770	1:05.338	37.759	15	9:00.748	7:18.024	1:05.287	37.437
11	2:23.640	42.025	1:04.199	37.416	16	2:24.876	41.959	1:05.573	37.344
12	2:22.802	41.864	1:03.609	37.329					
13	2:23.484	41.694	1:04.035	37.755					
14	2:24.357	41.740	1:03.799	38.818					
15	2:25.234	42.101	1:04.289	38.844					
16	2:23.556	41.747	1:04.211	37.598					
17	2:33.201 B	41.650	1:05.373	46.178					

27 **Giada DE ZEN** ITA
 TORINO MOTORSPORT

1	3:43.555	1:40.760	1:18.966	43.829
2	2:36.616	44.872	1:11.777	39.967
3	2:59.344 B	43.939	1:12.067	1:03.338
4	5:42.765	3:53.371	1:09.779	39.615
5	2:31.100	44.497	1:08.023	38.580
6	2:29.352	42.849	1:07.756	38.747
7	2:28.122	42.715	1:07.335	38.072
8	2:27.021	41.994	1:07.091	37.936
9	2:41.324 B	42.117	1:06.821	52.386
10	12:45.600	...	1:08.518	38.185
11	2:29.933	42.863	1:08.766	38.304
12	2:27.950	42.958	1:06.776	38.216
13	2:26.714	42.486	1:06.006	38.222
14	2:26.321	42.506	1:05.861	37.954
15	2:26.592	42.431	1:06.240	37.921
16	2:26.535	42.317	1:06.074	38.144
17	2:26.679	42.511	1:05.993	38.175
18	2:26.640	42.740	1:05.886	38.014

29 **Christof VON GRUNIGEN** SUI
 DALTEC RACING

1	3:39.073	1:43.015	1:15.884	40.174
2	2:30.894	43.701	1:08.504	38.689
3	2:41.930 B	42.013	1:07.115	52.802
4	6:18.869	4:33.722	1:07.606	37.541
5	2:24.531	41.589	1:05.607	37.335
6	2:26.470	41.631	1:07.426	37.413
7	2:23.822	41.535	1:04.793	37.494
8	2:24.783	41.925	1:05.458	37.400
9	2:37.111 B	41.485	1:05.263	50.363

32 **Edolo GHIRELLI** ITA
 ONE RACING

1	4:28.343	2:26.299	1:19.058	42.986
2	2:35.503	46.487	1:10.395	38.621
3	2:46.581 B	43.660	1:09.916	53.005
4	12:28.669	...	1:10.262	38.465
5	2:28.274	44.570	1:06.613	37.091
6	10:41.124 B	41.911	8:07.134	1:52.079
7	13:46.364	...	1:07.892	37.281
8	2:25.846	42.446	1:05.811	37.589
9	2:24.235	41.699	1:05.263	37.273
10	2:26.358	42.459	1:06.830	37.069
11	2:25.306	41.569	1:06.498	37.239
12	2:24.269	41.892	1:05.231	37.146

