

Computerised results and timing service

GRAND PRIX DE PAU Formula Renault 2.0 ALPS Race 2 (25' + 1 lap) Provisional Classification

Nr.	Driver	Car	NAT	Laps	Total Time	Gap	Kph	Best Lap		
								Lap	Time	Kph
1	Javier Tarancon	FR 2.0	ESP	21	26:32.242	-	131.0	8	1:14.512	133.3
2	Paul-Loup Chatin	FR 2.0	FRA	21	26:38.989	+6.747	130.5	13	1:15.306	131.9
3	Kevin Gilardoni	FR 2.0	ITA	21	26:40.887	+8.645	130.3	15	1:15.442	131.7
4	Yann Zimmer	FR 2.0	FRA	21	26:41.532	+9.290	130.3	17	1:14.791	132.9
5	Stefano Colombo	FR 2.0	ITA	21	26:54.228	+21.986	129.3	17	1:15.655	131.3
6	Christiano Marcellan	FR 2.0	ITA	21	26:54.560	+22.318	129.2	15	1:15.529	131.6
7	Roman Mavlanov	FR 2.0	RUS	21	27:16.371	+44.129	127.5	19	1:15.385	131.8
8	Alexandre Cougnaud	FR 2.0	FRA	21	27:31.981	+59.739	126.3	14	1:16.803	129.4
9	Melville Mckee	FR 2.0	GBR	21	27:46.997	+1:14.755	125.2	8	1:14.845	132.8
10	Gregoire Demoustier	FR 2.0	FRA	21	28:11.105	+1:38.863	123.4	19	1:16.486	129.9
11	Amir Mesny	FR 2.0	FRA	20	26:37.712	1 Lap	124.4	6	1:18.008	127.4
12	Edolo Ghirelli	FR 2.0	ITA	20	26:38.158	1 Lap	124.3	15	1:17.053	129.0
Not classified:										
0	Federico Gibbin	FR 2.0	ITA	9	14:54.056			6	1:16.503	129.9
29	Christof Von Gruningen	FR 2.0	SUI	8	10:46.253			7	1:15.694	131.3
9	Mauro Calamia	FR 2.0	SUI	6	8:18.391			5	1:17.570	128.1
14	Thomas Jager	FR 2.0	AUT	2	2:45.599			2	1:17.497	128.2
12	Niccolo Rocca	FR 2.0	ITA	2	7:42.059					
27	Giada De Zen	FR 2.0	ITA	1	1:31.591					

Pole Position	J. Tarancon	1:14.875	
Fastest Lap	Lap 8 Javier Tarancon	1:14.512	133.3 Kph

The results are provisional until the end of the limit for protest and appeals
The limit for protest expires 30' at the latest after publication of the results - Time:

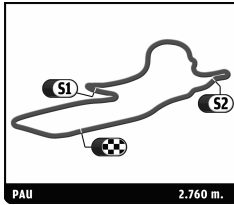
Track Status:

DRY

Race Director:	Timekeeper:
-----------------------	--------------------



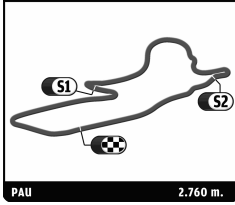
RICHARD MILLE



Computerised results and timing service

GRAND PRIX DE PAU Formula Renault 2.0 ALPS Race 2 Lap Chart

Driver	Lap	Grid	Pos																				
			1	2	3	4	5	6	7	8	9	10	11	12	13	14	15	16	17	18	19	20	21
(1) J. Tarancon	1	1	1	1	1	1	1	1	1	1	1	1	1	1	1	1	1	1	1	1	1	1	1
(11) Y. Zimmer	2	11	2	2	2	2	2	2	2	2	2	2	2	2	2	2	2	2	2	2	2	2	2
(2) P. Chatin	3	2	19	19	19	19	19	19	19	19	19	19	19	19	19	19	19	19	19	19	19	19	19
(19) K. Gilardoni	4	19	21	21	21	21	21	21	11	11	11	11	11	11	11	11	11	11	11	11	11	11	11
(21) S. Colombo	5	21	11	11	11	11	11	11	21	21	21	21	21	21	21	21	21	21	21	21	21	21	21
(29) C. Von Gruningen	6	29	29	29	29	13	13	13	13	13	13	13	13	13	13	13	13	13	13	13	13	13	13
(14) T. Jager	7	14	10	10	10	0	0	0	26	26	26	26	26	26	26	26	26	26	26	26	26	26	26
(13) C. Marcellan	8	13	13	13	13	26	26	26	26	25	25	25	25	25	25	25	25	25	25	25	25	25	25
(10) M. Mckee	9	10	14	14	0	25	25	25	25	3	3	3	3	3	3	3	3	3	3	3	3	3	10
(0) F. Gibbin	10	0	0	0	26	3	3	3	3	29	6	6	6	6	10	10	10	10	10	10	10	10	3
(12) N. Rocca	11	12	26	26	25	6	29	29	29	6	32	32	32	32	6	6	6	6	6	6	6	6	6
(25) A. Cougnaud	12	25	27	25	3	29	6	6	6	32	10	10	10	10	32	32	32	32	32	32	32	32	32
(26) R. Mavlanov	13	26	25	3	6	32	32	32	32	10	0												
(27) G. De Zen	14	27	3	6	32	9	9	9	9	10	0												
(3) G. Demoustier	15	3	6	32	9	10	10	10															
(9) M. Calamia	16	9	32	9																			
(6) A. Mesny	17	6	9	12																			
(32) E. Ghirelli	18	32	12																				



Computerised results and timing service

GRAND PRIX DE PAU Formula Renault 2.0 ALPS Race 2 Best Partial Times

IT Ideal Lap Time, sum of the best partial times
BT Best Lap Time

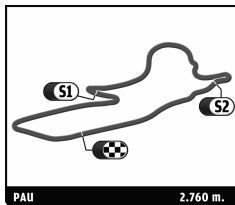
S1		S2		S3				IT	BT	
Pos	Driver	Time	Driver	Time	Driver	Time	Pos Driver			
1	J.Tarancon	24.793	J.Tarancon	34.101	J.Tarancon	15.486	1	J.Tarancon	1'14.380	1:14.512 (1)
2	R.Mavlanov	24.879	Y.Zimmer	34.259	Y.Zimmer	15.496	2	Y.Zimmer	1'14.741	1:14.791 (2)
3	M.Mckee	24.910	M.Mckee	34.345	M.Mckee	15.524	3	M.Mckee	1'14.779	1:14.845 (3)
4	Y.Zimmer	24.986	P.Chatin	34.499	C.Marcellan	15.574	4	R.Mavlanov	1'15.055	1:15.385 (5)
5	K.Gilardoni	25.026	R.Mavlanov	34.525	C.Von Gruningen	15.623	5	P.Chatin	1'15.165	1:15.306 (4)
6	P.Chatin	25.041	K.Gilardoni	34.575	P.Chatin	15.625	6	K.Gilardoni	1'15.258	1:15.442 (6)
7	C.Marcellan	25.114	C.Von Gruningen	34.612	R.Mavlanov	15.651	7	C.Marcellan	1'15.405	1:15.529 (7)
8	G.Demoustier	25.124	S.Colombo	34.617	K.Gilardoni	15.657	8	S.Colombo	1'15.555	1:15.655 (8)
9	S.Colombo	25.167	C.Marcellan	34.717	A.Cougnaud	15.711	9	C.Von Gruningen	1'15.559	1:15.694 (9)
10	E.Ghirelli	25.175	F.Gibbin	34.975	S.Colombo	15.771	10	F.Gibbin	1'16.317	1:16.503 (11)
11	C.Von Gruningen	25.324	A.Cougnaud	35.409	G.Demoustier	15.771	11	G.Demoustier	1'16.335	1:16.486 (10)
12	A.Cougnaud	25.344	G.Demoustier	35.440	T.Jager	15.808	12	A.Cougnaud	1'16.464	1:16.803 (12)
13	F.Gibbin	25.460	T.Jager	35.726	M.Calamia	15.855	13	E.Ghirelli	1'16.901	1:17.053 (13)
14	A.Mesny	25.491	M.Calamia	35.795	A.Mesny	15.875	14	T.Jager	1'17.291	1:17.497 (14)
15	M.Calamia	25.709	E.Ghirelli	35.801	F.Gibbin	15.882	15	M.Calamia	1'17.359	1:17.570 (15)
16	T.Jager	25.757	A.Mesny	36.206	E.Ghirelli	15.925	16	A.Mesny	1'17.572	1:18.008 (16)
17	N.Rocca	4:13.462	G.De Zen	38.826	G.De Zen	16.279	17	N.Rocca	5'37.112	



RICHARD MILLE



Pau Portes des Pyrénées



Computerised results and timing service

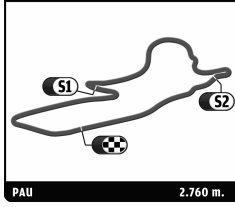
GRAND PRIX DE PAU

Formula Renault 2.0 ALPS

Race 2

Fastest Laps Sequence

Practice Time	Driver	Nation	Time	Kph	Driver's Lap
2:40.736	1 Javier Tarancon	ESP	1:17.007	129.0	2
2:41.305	2 Paul-Loup Chatin	FRA	1:16.936	129.1	2
3:56.611	1 Javier Tarancon	ESP	1:15.875	131.0	3
5:11.866	1 Javier Tarancon	ESP	1:15.255	132.0	4
6:26.851	1 Javier Tarancon	ESP	1:14.985	132.5	5
8:57.190	1 Javier Tarancon	ESP	1:14.882	132.7	7
10:11.702	1 Javier Tarancon	ESP	1:14.512	133.3	8



Computerised results and timing service

GRAND PRIX DE PAU

Formula Renault 2.0 ALPS

Race 2

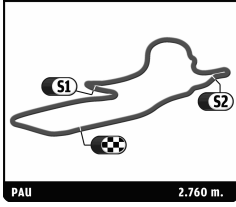
Analysis by Lap

Lapped driver

Num	Lap Time	Gap	Num	Lap Time	Gap	Num	Lap Time	Gap	Num	Lap Time	Gap	Num	Lap Time	Gap		
Lap 1																
1	1:23.729		13	1:17.190	7.752	Lap 8		2	1:15.574	2.630	25	1:17.384	50.650			
2	1:24.369	0.640	0	1:18.788	13.397	1	1:14.512	19	1:15.471	6.206	3	1:17.409	51.221			
19	1:24.800	1.071	26	1:18.569	13.585	2	1:15.362	2.582	11	1:15.942	9.787	10	1:15.073	59.699		
21	1:25.298	1.569	25	1:19.415	21.201	19	1:15.657	5.509	21	1:16.114	16.149	6	1:18.370	1'09.617		
11	1:25.669	1.940	3	1:19.445	21.401	11	1:15.140	9.268	13	1:16.068	16.536	32	1:17.123	1'10.264		
29	1:26.209	2.480	6	1:24.715	27.955	21	1:16.477	12.373	26	1:15.945	36.625	Lap 17				
10	1:26.572	2.843	29	1:39.284	28.148	13	1:15.925	13.587	25	1:17.208	42.162	1	1:15.048			
13	1:27.354	3.625	32	1:20.858	30.559	26	1:28.931	32.858	3	1:16.935	42.880	2	1:15.422	4.812		
14	1:28.102	4.373	9	1:18.705	31.031	25	1:19.854	33.818	6	1:18.205	55.256	19	1:15.545	9.101		
0	1:29.260	5.531	10	1:58.144	47.659	3	1:19.731	34.400	32	1:18.091	55.914	11	1:14.791	10.898		
26	1:29.985	6.256	Lap 5			29	1:18.027	34.551	10	1:16.841	55.937	21	1:15.655	21.039		
27	1:31.591	7.862	1	1:14.985		6	1:18.491	42.165	Lap 13		13	1:15.741	21.604			
25	1:32.921	9.192	2	1:15.313	1.259	32	1:18.110	42.466	1	1:15.035		26	1:18.555	44.168		
3	1:33.168	9.439	19	1:15.698	3.352	10	1:14.845	51.484	2	1:15.306	2.901	25	1:17.487	53.089		
6	1:33.844	10.115	21	1:16.870	6.845	0	1:52.525	56.317	19	1:15.535	6.706	3	1:21.261	57.434		
32	1:39.517	15.788	11	1:17.007	7.156	Lap 9		11	1:15.489	10.241	10	1:15.262	59.913			
9	1:43.290	19.561	13	1:16.671	9.438	1	1:15.157		21	1:15.796	16.910	6	1:18.289	1'12.858		
12	2:04.638	40.909	0	1:17.117	15.529	2	1:15.473	2.898	13	1:16.361	17.862	32	1:18.082	1'13.298		
Lap 2																
1	1:17.007		26	1:17.332	15.932	19	1:15.549	5.901	26	1:16.211	37.801	Lap 18				
2	1:16.936	0.569	25	1:18.021	24.237	11	1:15.317	9.428	25	1:16.809	43.936	1	1:15.127			
19	1:17.478	1.542	3	1:18.201	24.617	21	1:16.515	13.731	3	1:16.625	44.470	2	1:15.581	5.266		
21	1:17.231	1.793	29	1:16.321	29.484	13	1:15.655	14.085	10	1:17.970	58.872	19	1:15.632	9.606		
11	1:17.240	2.173	6	1:19.250	32.220	26	1:16.041	33.742	6	1:18.729	58.950	11	1:15.127	10.898		
29	1:18.008	3.481	32	1:17.773	33.347	25	1:17.150	35.811	32	1:19.066	59.945	21	1:15.935	21.847		
10	1:17.737	3.573	9	1:17.570	33.616	3	1:17.011	36.254	Lap 14		13	1:15.837	22.314			
13	1:17.720	4.338	10	1:15.902	48.576	6	1:19.152	46.160	1	1:14.903		26	1:16.090	45.131		
14	1:17.497	4.863	12	5:37.421	3 Laps	32	1:19.991	47.300	2	1:15.317	3.315	25	1:17.783	55.745		
0	1:18.762	7.286	Lap 6			10	1:17.001	53.328	19	1:15.529	7.332	3	1:16.784	59.091		
26	1:18.119	7.368	1	1:15.457		Lap 10		11	1:15.158	10.496	10	1:15.263	1'00.049			
25	1:21.061	13.246	2	1:15.433	1.235	1	1:16.351		21	1:15.924	17.931	6	1:18.459	1'16.190		
3	1:21.007	13.439	19	1:15.730	3.625	2	1:15.872	2.419	13	1:16.124	19.083	Lap 19				
6	1:21.040	14.148	21	1:16.670	8.058	19	1:16.439	5.989	26	1:16.198	39.096	1	1:16.884			
32	1:19.428	18.209	11	1:16.391	8.090	11	1:16.122	9.199	25	1:16.803	45.836	32	1:19.005	1 Lap		
9	1:20.972	23.526	13	1:16.524	10.505	21	1:17.340	14.720	3	1:16.771	46.338	2	1:15.550	3.932		
Lap 3																
1	1:15.875		0	1:16.503	16.575	13	1:17.545	15.279	10	1:15.148	59.117	19	1:15.626	8.348		
2	1:15.957	0.651	26	1:16.577	17.052	26	1:17.304	34.695	6	1:18.710	1'02.757	11	1:15.072	9.086		
19	1:16.248	1.915	25	1:17.442	26.222	25	1:17.973	37.433	32	1:20.712	1'05.754	21	1:16.037	21.000		
21	1:17.493	3.411	3	1:17.683	26.843	3	1:18.103	38.006	Lap 15		13	1:15.787	21.217			
11	1:17.335	3.633	29	1:16.197	30.224	6	1:19.675	49.484	1	1:14.738		26	1:15.385	43.632		
29	1:16.513	4.119	6	1:18.008	34.771	32	1:19.634	50.583	2	1:15.458	4.035	25	1:17.492	56.353		
10	1:17.072	4.770	32	1:17.731	35.621	10	1:17.360	54.337	19	1:15.442	8.036	3	1:16.486	58.693		
13	1:17.354	5.817	9	1:17.924	36.083	Lap 11		11	1:15.117	10.875	11	1:15.117	10.875	10	1:15.657	58.822
0	1:18.453	9.864	10	1:15.761	48.880	1	1:16.290		21	1:16.131	19.324	Lap 20				
26	1:18.778	10.271	Lap 7			2	1:15.831	1.960	13	1:15.529	19.874	1	1:15.244			
25	1:19.670	17.041	1	1:14.882		19	1:15.940	5.639	26	1:15.683	40.041	6	1:19.008	1 Lap		
3	1:19.647	17.211	2	1:15.379	1.732	11	1:15.840	8.749	25	1:17.096	48.194	32	1:18.696	1 Lap		
6	1:20.222	18.495	19	1:15.621	4.364	21	1:16.509	14.939	3	1:17.140	48.740	2	1:15.910	4.598		
32	1:22.622	24.956	11	1:15.432	8.640	13	1:16.383	15.372	10	1:15.175	59.554	19	1:15.621	8.725		
9	1:19.930	27.581	21	1:17.232	10.408	26	1:17.179	35.584	6	1:18.156	1'06.175	11	1:15.969	9.811		
Lap 4																
1	1:15.255		13	1:16.551	12.174	25	1:18.715	39.858	32	1:17.053	1'08.069	21	1:15.973	21.729		
2	1:15.535	0.931	0	1:16.611	18.304	3	1:19.133	40.849	Lap 16		13	1:16.152	22.125			
19	1:15.979	2.639	26	1:16.269	18.439	6	1:18.761	51.955	1	1:14.928		26	1:15.596	43.984		
21	1:16.804	4.960	25	1:17.136	28.476	32	1:18.434	52.727	2	1:15.331	4.438	25	1:16.965	58.074		
11	1:16.756	5.134	3	1:17.220	29.181	10	1:15.953	54.000	19	1:15.496	8.604	3	1:17.416	1'00.865		
Lap 5																
1	1:15.875		29	1:15.694	31.036	0	3:46.037	2 Laps	11	1:15.208	11.155	10	1:17.511	1'01.089		
2	1:15.957	0.651	6	1:18.297	38.186	Lap 12		21	1:16.036	20.432	Lap 21					
19	1:16.248	1.915	32	1:18.129	38.868	1	1:14.904		13	1:15.965	20.911					
21	1:17.493	3.411	10	1:17.153	51.151	Lap 13		26	1:15.548	40.661						
29	1:16.513	4.119														
10	1:17.072	4.770														
13	1:17.354	5.817														
0	1:18.453	9.864														
26	1:18.778	10.271														
25	1:19.670	17.041														
3	1:19.647	17.211														
6	1:20.222	18.495														
32	1:22.622	24.956														
9	1:19.930	27.581														



RICHARD MILLE

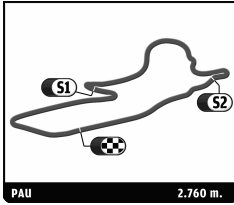


Computerised results and timing service

GRAND PRIX DE PAU Formula Renault 2.0 ALPS Race 2 Analysis by Lap

Lapped driver

Num	Lap Time	Gap	Num	Lap Time	Gap	Num	Lap Time	Gap	Num	Lap Time	Gap	Num	Lap Time	Gap
1	1:15.931													
6	1:18.331	1 Lap												
32	1:18.103	1 Lap												
2	1:18.080	6.747												
19	1:15.851	8.645												
11	1:15.410	9.290												
21	1:16.188	21.986												
13	1:16.124	22.318												
26	1:16.076	44.129												
25	1:17.596	59.739												
10	1:29.597	1'14.755												
3	1:53.929	1'38.863												



Computerised results and timing service

GRAND PRIX DE PAU

Formula Renault 2.0 ALPS

Race 2

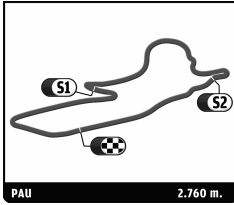
Chronological Analysis of Performances

B Crossing the finish line in pit lane
S1 Time from finish line to 1st intermediate

S2 Time from 1st intermediate to 2nd intermediate
S3 Time from 2nd intermediate to finish line

FY Full Yellow Flag

Lap	Lap Time	S1	S2	S3	Lap	Lap Time	S1	S2	S3
0 Federico Gibbin ITA					11 1:15.831 25.041 35.049 15.741				
Viola Formula Racing					12 1:15.574 25.070 34.635 15.869				
1	1:29.260	35.576	37.594	16.090	13	1:15.306	25.109	34.510	15.687
2	1:18.762	26.300	36.077	16.385	14	1:15.317	25.064	34.569	15.684
3	1:18.453	26.502	35.986	15.965	15	1:15.458	25.195	34.499	15.764
4	1:18.788	26.001	36.833	15.954	16	1:15.331	25.093	34.504	15.734
5	1:17.117	25.841	35.377	15.899	17	1:15.422	25.159	34.599	15.664
6	1:16.503	25.460	35.161	15.882	18	1:15.581	25.066	34.754	15.761
7	1:16.611	25.544	34.975	16.092	19	1:15.550	25.117	34.612	15.821
8	1:52.525B	35.755	44.127	32.643	20	1:15.910	25.219	34.917	15.774
9	3:46.037B	2:34.486	46.284	25.267	21	1:18.080	25.658	36.260	16.162
1 Javier Tarancon ESP					3 Gregoire Demoustier FRA				
Tech 1 Racing					Tech 1 Racing				
1	1:23.729	31.417	36.351	15.961	1	1:33.168	37.487	39.153	16.528
2	1:17.007	25.706	35.502	15.799	2	1:21.007	26.829	37.953	16.225
3	1:15.875	25.311	34.850	15.714	3	1:19.647	26.480	37.048	16.119
4	1:15.255	25.163	34.520	15.572	4	1:19.445	26.647	36.655	16.143
5	1:14.985	24.944	34.385	15.656	5	1:18.201	26.088	36.098	16.015
6	1:15.457	25.014	34.803	15.640	6	1:17.683	25.897	35.831	15.955
7	1:14.882	24.999	34.359	15.524	7	1:17.220	25.568	35.695	15.957
8	1:14.512	24.925	34.101	15.486	8	1:19.731	26.101	37.700	15.930
9	1:15.157	24.966	34.546	15.645	9	1:17.011	25.609	35.631	15.771
10	1:16.351	24.956	35.806	15.589	10	1:18.103	25.515	36.744	15.844
11	1:16.290	24.952	35.724	15.614	11	1:19.133	25.345	37.722	16.066
12	1:14.904	24.874	34.387	15.643	12	1:16.935	25.457	35.615	15.863
13	1:15.035	24.889	34.524	15.622	13	1:16.625	25.339	35.440	15.846
14	1:14.903	24.949	34.308	15.646	14	1:16.771	25.411	35.442	15.918
15	1:14.738	24.816	34.398	15.524	15	1:17.140	25.663	35.621	15.856
16	1:14.928	24.793	34.623	15.512	16	1:17.409	25.470	35.771	16.168
17	1:15.048	24.926	34.555	15.567	17	1:21.261	27.288	37.767	16.206
18	1:15.127	24.935	34.630	15.562	18	1:16.784	25.372	35.498	15.914
19	1:16.884	25.148	35.967	15.769	19	1:16.486	25.124	35.500	15.862
20	1:15.244	25.123	34.479	15.642	20	1:17.416	25.338	36.241	15.837
21	1:15.931	24.949	34.843	16.139	21	1:53.929B	25.758	58.772	29.399
2 Paul-Loup Chatin FRA					6 Amir Mesny FRA				
Tech 1 Racing					Arta Engineering				
1	1:24.369	31.829	36.307	16.233	1	1:33.844	38.116	39.468	16.260
2	1:16.936	25.711	35.397	15.828	2	1:21.040	26.853	38.014	16.173
3	1:15.957	25.394	34.768	15.795	3	1:20.222	26.482	37.636	16.104
4	1:15.535	25.269	34.567	15.699	4	1:24.715	28.823	39.791	16.101
5	1:15.313	25.057	34.590	15.666	5	1:19.250	26.694	36.393	16.163
6	1:15.433	25.225	34.559	15.649	6	1:18.008	25.544	36.295	16.169
7	1:15.379	25.150	34.604	15.625	7	1:18.297	25.767	36.556	15.974
8	1:15.362	25.105	34.609	15.648	8	1:18.491	25.671	36.206	16.614
9	1:15.473	25.091	34.724	15.658	9	1:19.152	26.241	36.682	16.229
10	1:15.872	25.076	35.073	15.723	10	1:19.675	25.728	37.752	16.195
					11	1:18.761	25.788	36.940	16.033



Computerised results and timing service

GRAND PRIX DE PAU Formula Renault 2.0 ALPS

Race 2

Chronological Analysis of Performances

B Crossing the finish line in pit lane
S1 Time from finish line to 1st intermediate
S2 Time from 1st intermediate to 2nd intermediate
S3 Time from 2nd intermediate to finish line
FY Full Yellow Flag

Lap	Lap Time	S1	S2	S3	Lap	Lap Time	S1	S2	S3
12	1:18.205	25.491	36.753	15.961	5	1:17.007	26.216	35.129	15.662
13	1:18.729	25.938	36.715	16.076	6	1:16.391	25.362	35.493	15.536
14	1:18.710	26.383	36.312	16.015	7	1:15.432	25.390	34.341	15.701
15	1:18.156	25.611	36.457	16.088	8	1:15.140	25.086	34.343	15.711
16	1:18.370	25.727	36.521	16.122	9	1:15.317	24.998	34.467	15.852
17	1:18.289	25.755	36.564	15.970	10	1:16.122	25.245	35.310	15.567
18	1:18.459	25.816	36.591	16.052	11	1:15.840	25.117	35.200	15.523
19	1:19.008	26.605	36.528	15.875	12	1:15.942	25.219	35.179	15.544
20	1:18.331	25.605	36.709	16.017	13	1:15.489	25.274	34.595	15.620

9 Mauro Calamia SUI Daltec Racing

1	1:43.290	38.625	47.642	17.023
2	1:20.972	27.886	36.895	16.191
3	1:19.930	25.926	37.872	16.132
4	1:18.705	25.764	36.970	15.971
5	1:17.570	25.920	35.795	15.855
6	1:17.924	25.877	36.144	15.903

10 Melville Mckee GBR Arta Engineering

1	1:26.572	34.047	36.744	15.781
2	1:17.737	25.857	35.607	16.273
3	1:17.072	25.936	35.338	15.798
4	1:58.144	25.675	1:16.702	15.767
5	1:15.902	25.127	35.161	15.614
6	1:15.761	25.388	34.778	15.595
7	1:17.153	25.198	36.140	15.815
8	1:14.845	24.945	34.345	15.555
9	1:17.001	25.121	36.254	15.626
10	1:17.360	25.078	35.979	16.303
11	1:15.953	25.118	35.257	15.578
12	1:16.841	25.232	35.788	15.821
13	1:17.970	25.625	36.661	15.684
14	1:15.148	25.003	34.556	15.589
15	1:15.175	25.013	34.584	15.578
16	1:15.073	25.013	34.524	15.536
17	1:15.262	24.910	34.721	15.631
18	1:15.263	24.999	34.740	15.524
19	1:15.657	24.922	35.193	15.542
20	1:17.511	25.721	36.257	15.533
21	1:29.597	25.244	48.582	15.771

11 Yann Zimmer FRA Arta Engineering

1	1:25.669	33.100	36.570	15.999
2	1:17.240	25.761	35.738	15.741
3	1:17.335	25.732	35.831	15.772
4	1:16.756	26.094	34.979	15.683

14	1:15.158	25.059	34.475	15.624
15	1:15.117	25.136	34.415	15.566
16	1:15.208	25.113	34.599	15.496
17	1:14.791	24.987	34.259	15.545
18	1:15.127	24.986	34.600	15.541
19	1:15.072	25.037	34.470	15.565
20	1:15.969	25.631	34.786	15.552
21	1:15.410	25.192	34.641	15.577

12 Niccolo Rocca ITA Daltec Racing

1	2:04.638B	39.736	53.535	31.367
2	5:37.421B	4:13.462	52.283	31.676

13 Christiano Marcellan ITA Tech 1 Racing

1	1:27.354	34.645	36.624	16.085
2	1:17.720	25.826	35.878	16.016
3	1:17.354	25.843	35.334	16.177
4	1:17.190	25.533	35.824	15.833
5	1:16.671	25.514	35.328	15.829
6	1:16.524	25.594	35.148	15.782
7	1:16.551	25.518	35.268	15.765
8	1:15.925	25.313	34.997	15.615
9	1:15.655	25.123	34.859	15.673
10	1:17.545	25.731	36.017	15.797
11	1:16.383	25.322	35.443	15.618
12	1:16.068	25.564	34.930	15.574
13	1:16.361	25.451	35.086	15.824
14	1:16.124	25.409	35.006	15.709
15	1:15.529	25.114	34.717	15.698
16	1:15.965	25.358	34.950	15.657
17	1:15.741	25.285	34.877	15.579
18	1:15.837	25.206	35.014	15.617
19	1:15.787	25.344	34.837	15.606
20	1:16.152	25.664	34.869	15.619
21	1:16.124	25.380	34.998	15.746

14 Thomas Jager AUT Interwetten.com Junior Team

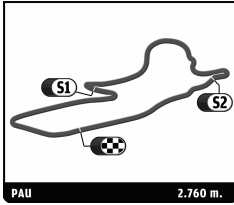


Computerised results and timing service

GRAND PRIX DE PAU Formula Renault 2.0 ALPS

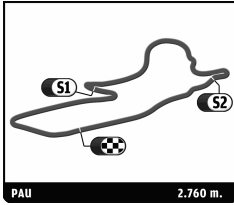
Race 2

Chronological Analysis of Performances



B Crossing the finish line in pit lane
S1 Time from finish line to 1st intermediate
S2 Time from 1st intermediate to 2nd intermediate
S3 Time from 2nd intermediate to finish line
FY Full Yellow Flag

Lap	Lap Time	S1	S2	S3	Lap	Lap Time	S1	S2	S3
1	1:28.102	35.054	36.923	16.125	21	1:16.188	25.335	35.003	15.850
2	1:17.497	25.963	35.726	15.808					
19 Kevin Gilardoni ITA Team Torino Motorsport					25 Alexandre Cougnaud FRA Arta Engineering				
1	1:24.800	32.332	36.432	16.036	1	1:32.921	37.034	39.122	16.765
2	1:17.478	25.831	35.474	16.173	2	1:21.061	27.032	37.555	16.474
3	1:16.248	25.480	34.952	15.816	3	1:19.670	26.294	36.950	16.426
4	1:15.979	25.227	34.963	15.789	4	1:19.415	26.336	36.780	16.299
5	1:15.698	25.257	34.729	15.712	5	1:18.021	25.815	36.155	16.051
6	1:15.730	25.152	34.781	15.797	6	1:17.442	25.755	35.831	15.856
7	1:15.621	25.168	34.741	15.712	7	1:17.136	25.503	35.825	15.808
8	1:15.657	25.202	34.683	15.772	8	1:19.854	26.453	37.497	15.904
9	1:15.549	25.164	34.647	15.738	9	1:17.150	25.796	35.578	15.776
10	1:16.439	25.190	35.439	15.810	10	1:17.973	25.482	36.711	15.780
11	1:15.940	25.178	35.105	15.657	11	1:18.715	25.474	37.341	15.900
12	1:15.471	25.086	34.622	15.763	12	1:17.208	25.613	35.820	15.775
13	1:15.535	25.128	34.629	15.778	13	1:16.809	25.470	35.628	15.711
14	1:15.529	25.026	34.749	15.754	14	1:16.803	25.344	35.559	15.900
15	1:15.442	25.031	34.670	15.741	15	1:17.096	25.658	35.666	15.772
16	1:15.496	25.159	34.575	15.762	16	1:17.384	25.538	35.761	16.085
17	1:15.545	25.118	34.725	15.702	17	1:17.487	25.675	35.910	15.902
18	1:15.632	25.044	34.723	15.865	18	1:17.783	25.819	36.044	15.920
19	1:15.626	25.220	34.723	15.683	19	1:17.492	25.537	36.020	15.935
20	1:15.621	25.066	34.786	15.769	20	1:16.965	25.768	35.409	15.788
21	1:15.851	25.123	34.885	15.843	21	1:17.596	25.688	35.837	16.071
21 Stefano Colombo ITA Team Torino Motorsport					26 Roman Mavlanov RUS Boetti Racing Team				
1	1:25.298	32.853	36.480	15.965	1	1:29.985	35.969	37.815	16.201
2	1:17.231	25.836	35.492	15.903	2	1:18.119	26.033	36.051	16.035
3	1:17.493	25.812	35.872	15.809	3	1:18.778	27.021	35.945	15.812
4	1:16.804	25.971	35.015	15.818	4	1:18.569	26.012	36.839	15.718
5	1:16.870	26.142	34.944	15.784	5	1:17.332	26.052	35.240	16.040
6	1:16.670	25.409	35.353	15.908	6	1:16.577	25.532	35.240	15.805
7	1:17.232	26.083	35.198	15.951	7	1:16.269	25.510	35.051	15.708
8	1:16.477	25.439	35.092	15.946	8	1:28.931	35.893	37.024	16.014
9	1:16.515	25.543	35.003	15.969	9	1:16.041	25.586	34.704	15.751
10	1:17.340	25.407	36.056	15.877	10	1:17.304	25.213	36.150	15.941
11	1:16.509	25.366	35.317	15.826	11	1:17.179	25.144	36.307	15.728
12	1:16.114	25.367	34.891	15.856	12	1:15.945	25.204	35.090	15.651
13	1:15.796	25.326	34.617	15.853	13	1:16.211	25.125	34.525	16.561
14	1:15.924	25.309	34.720	15.895	14	1:16.198	25.029	35.226	15.943
15	1:16.131	25.322	34.899	15.910	15	1:15.683	24.993	34.761	15.929
16	1:16.036	25.374	34.824	15.838	16	1:15.548	25.059	34.695	15.794
17	1:15.655	25.167	34.717	15.771	17	1:18.555	25.032	37.711	15.812
18	1:15.935	25.249	34.784	15.902	18	1:16.090	25.343	34.976	15.771
19	1:16.037	25.377	34.843	15.817	19	1:15.385	24.879	34.776	15.730
20	1:15.973	25.497	34.689	15.787	20	1:15.596	25.075	34.630	15.891
					21	1:16.076	25.124	34.992	15.960



Computerised results and timing service

GRAND PRIX DE PAU Formula Renault 2.0 ALPS

Race 2

Chronological Analysis of Performances

B Crossing the finish line in pit lane

S2 Time from 1st intermediate to 2nd intermediate

S1 Time from finish line to 1st intermediate

S3 Time from 2nd intermediate to finish line

FY Full Yellow Flag

Lap	Lap Time	S1	S2	S3	Lap	Lap Time	S1	S2	S3
27 Giada De Zen ITA Viola Formula Racing									
1	1:31.591	36.486	38.826	16.279					
29 Christof Von Gruningen SUI Daltec Racing									
1	1:26.209	33.687	36.528	15.994					
2	1:18.008	25.757	35.618	16.633					
3	1:16.513	25.558	35.138	15.817					
4	1:39.284	26.025	57.364	15.895					
5	1:16.321	25.789	34.868	15.664					
6	1:16.197	25.448	35.010	15.739					
7	1:15.694	25.459	34.612	15.623					
8	1:18.027	25.324	37.021	15.682					
32 Edolo Ghirelli ITA One Racing									
1	1:39.517	41.108	42.146	16.263					
2	1:19.428	26.363	36.929	16.136					
3	1:22.622	26.049	40.546	16.027					
4	1:20.858	25.996	38.830	16.032					
5	1:17.773	25.631	36.129	16.013					
6	1:17.731	25.674	36.028	16.029					
7	1:18.129	25.634	36.407	16.088					
8	1:18.110	25.572	36.439	16.099					
9	1:19.991	26.481	37.244	16.266					
10	1:19.634	25.453	38.234	15.947					
11	1:18.434	25.607	36.778	16.049					
12	1:18.091	25.591	36.328	16.172					
13	1:19.066	26.398	36.633	16.035					
14	1:20.712	25.716	39.003	15.993					
15	1:17.053	25.327	35.801	15.925					
16	1:17.123	25.175	35.926	16.022					
17	1:18.082	25.665	36.472	15.945					
18	1:19.005	25.723	36.869	16.413					
19	1:18.696	26.166	36.586	15.944					
20	1:18.103	25.567	36.540	15.996					