

Enzo e Dino Ferrari 4.909 m

Peroni Race Network, 7-8 Maggio 2011

Formula Renault 2.0 Alps - Classifica Gara 1

Giri 16 = 78,544 km - Media 167,078 km/h - Tempo di gara 28'12.376

Num.	Conditore	Concorrente	Scuderia	Auto	Giri	Tempo	Dist.	Rel.	Giro Veloce
1	10 MCKEE Melville (GBR)	Arta Engineering	Arta Engineering	F.Renault 2.0 Alps	16	28'12.376			9 1'45.274
2	1 TARANCON Javier (ESP)	Tech 1 Racing	Tech 1 Racing	F.Renault 2.0 Alps	16	28'13.197	0.821	0.821	7 1'45.215
3	2 CHATIN Paul-Loup (FRA)	Tech 1 Racing	Tech 1 Racing	F.Renault 2.0 Alps	16	28'13.838	1.462	0.641	11 1'45.230
4	14 JAGER Thomas (A)	Interwetten.com Junior Team	Interwetten.com Junior Team	F.Renault 2.0 Alps	16	28'31.297	18.921	17.459	4 1'45.934
5	11 ZIMMER Yann (FRA)	Arta Engineering	Arta Engineering	F.Renault 2.0 Alps	16	28'31.594	19.218	0.297	7 1'45.649
6	13 MARCELLAN Cristiano (ITA)	Tech 1 Racing	Tech 1 Racing	F.Renault 2.0 Alps	16	28'31.847	19.471	0.253	7 1'45.976
7	26 MAVLANOV Roman (RUS)	Boetti Racing Team	Boetti Racing Team	F.Renault 2.0 Alps	16	28'34.529	22.153	2.682	11 1'46.074
8	9 CALAMIA Mauro (CH)	Daltec Racing	Daltec Racing	F.Renault 2.0 Alps	16	28'41.722	29.346	7.193	10 1'46.388
9	0 GIBBIN Federico (ITA)	Viola Formula Racing	Viola Formula Racing	F.Renault 2.0 Alps	16	28'43.946	31.570	2.224	8 1'46.733
10	19 GILARDONI Kevin (ITA)	Team Torino Motorsport	Team Torino Motorsport	F.Renault 2.0 Alps	16	28'44.452	32.076	0.506	12 1'46.593
11	29 VON GRUNIGEN Christof (CH)	Daltec Racing	Daltec Racing	F.Renault 2.0 Alps	16	28'47.101	34.725	2.649	12 1'45.890
12	21 COLOMBO Stefano (ITA)	Team Torino Motorsport	Team Torino Motorsport	F.Renault 2.0 Alps	16	28'49.162	36.786	2.061	5 1'46.461
13	16 MENEZES Gustavo (USA)	Interwetten.com Junior Team	Interwetten.com Junior Team	F.Renault 2.0 Alps	16	28'49.296	36.920	0.134	7 1'46.534
14	27 DE ZEN Giada (ITA)	Viola Formula Racing	Viola Formula Racing	F.Renault 2.0 Alps	16	28'51.961	39.585	2.665	5 1'46.698
15	5 COUGNAUD Alexandre (FRA)	Arta Engineering	Arta Engineering	F.Renault 2.0 Alps	16	28'52.022	39.646	0.061	15 1'46.881
16	12 ROCCA Nicolò (ITA)	Daltec Racing	Daltec Racing	F.Renault 2.0 Alps	16	28'52.052	39.676	0.030	14 1'46.883
17	6 MESNY Amir (FRA)	Arta Engineering	Arta Engineering	F.Renault 2.0 Alps	16	28'59.479	47.103	7.427	10 1'47.149
18	32 GHIRELLI Edolo (ITA)	One Racing	One Racing	F.Renault 2.0 Alps	16	29'25.155	1'12.779	25.676	7 1'46.836

Partenti:: 18 Non Partiti:: 0 Ritirati:: 0 Non Classificati:: 0 Classificati:: 18 Esclusi:: 0

Giro Veloce N. 7 Num. 1 Javier Tarancon Tempo 1'45.215 Media. 167,965 Km/h

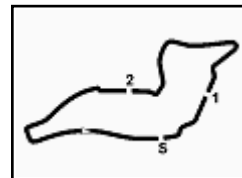
Umidità	41%	ARIA	25°C
Condizioni	Dry	Temp.	33°C

Direttore di Gara : Campana Giorgio

08/05/2011 Inizio 11:07 Fine 11:38

Esposta alle:





Enzo e Dino Ferrari 4.909 m

Peroni Race Network, 7-8 Maggio 2011

Formula Renault 2.0 Alps - Griglia di Partenza Gara 1

Durata: 25' + 1 giro

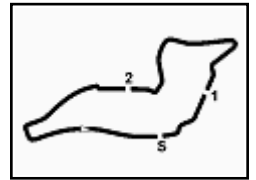
			10
6	MESNY A. F.Renault 2.0 Alps		
5	COUGNAUD A. F.Renault 2.0 Alps	1'45.966	9
	GIBBIN F. F.Renault 2.0 Alps	1'45.588	
32	GHIPELLI E. F.Renault 2.0 Alps	1'45.308	8
26	MAVLANOV R. F.Renault 2.0 Alps	1'45.076	7
29	VON GRUNIGEN C. F.Renault 2.0 Alps	1'45.030	6
13	MARCELLAN C. F.Renault 2.0 Alps	1'44.764	5
11	ZIMMER Y. F.Renault 2.0 Alps	1'44.378	4
1	TARANCON J. F.Renault 2.0 Alps	1'44.268	3
12	ROCCA N. F.Renault 2.0 Alps	1'46.212	2
27	DE ZEN G. F.Renault 2.0 Alps	1'45.768	1
16	MENEZES G. F.Renault 2.0 Alps	1'45.574	
19	GILARDONI K. F.Renault 2.0 Alps	1'45.201	
9	CALAMIA M. F.Renault 2.0 Alps	1'45.055	
21	COLOMBO S. F.Renault 2.0 Alps	1'44.861	
14	JAGER T. F.Renault 2.0 Alps	1'44.709	
2	CHATIN P. F.Renault 2.0 Alps	1'44.361	
10	MCKEE M. F.Renault 2.0 Alps	1'43.942	

Partenza 08/05/2011 ore 10.55

Partenza da fermo

Il conduttore n. 6 'Mesny' è stato ammesso in griglia con decisione n. 3 dei CC.SS.





Enzo e Dino Ferrari 4.909 m

Peroni Race Network, 7-8 Maggio 2011

Formula Renault 2.0 Alps - Analisi Tempi Gara 1

3 / 3

10	7.621	15.353	43.736	39.363	1'46.073	235.3
11	7.594	15.128	44.140	39.241	1'46.103	235.8
12	7.605	15.140	43.894	39.251	1'45.890	235.3
13	7.565	15.257	44.331	39.190	1'46.343	236.8
14	7.584	15.399	44.401	39.326	1'46.710	236.3
15	7.586	15.310	44.487	52.675	2'00.058	235.8
16	7.861	16.177	44.755	39.773	1'48.566	231.8

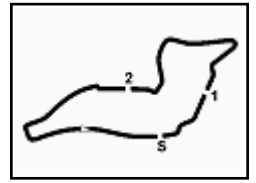
32 GHIRELLI EDOLO

Giro	Tratto 1	Tratto 2	Tratto 3	Tratto 4	T. Giro	km/h
1	11.057	18.372	46.043	40.580	1'56.052	166.7
2	7.529	15.737	45.609	40.187	1'49.062	244.9
3	7.494	15.625	44.420	39.770	1'47.309	246.6
4	7.460	15.606	45.284	40.251	1'48.601	247.1
5	7.583	15.590	44.294	39.653	1'47.120	237.9
6	7.531	15.356	44.285	40.899	1'48.071	243.8
7	7.474	15.469	44.339	39.554	1'46.836	246.0
8	7.498	15.382	44.304	39.673	1'46.857	245.5
9	7.526	15.370	44.449	39.780	1'47.125	245.5
10	7.561	15.375	44.395	39.855	1'47.186	244.3
11	7.530	15.659	44.547	39.544	1'47.280	242.2
12	7.467	46.326	45.467	40.011	2'19.271	246.6
13	7.662	15.603	44.658	39.846	1'47.769	237.9
14	7.658	15.623	44.689	39.949	1'47.919	237.4
15	7.675	15.393	44.550	39.906	1'47.524	238.4
16	7.649	15.453	47.203	40.868	1'51.173	238.4

P = Box In/Out - C = Tempo Invalidato



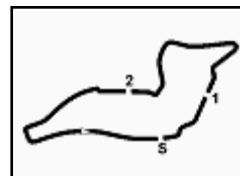
Federazione Italiana Cronometristi



Enzo e Dino Ferrari 4.909 m

Peroni Race Network, 7-8 Maggio 2011
Formula Renault 2.0 Alps - Contagiri Gara 1

		Giro															
		1	2	3	4	5	6	7	8	9	10	11	12	13	14	15	16
Pos.	1	10	10	10	10	10	10	10	10	10	10	10	10	10	10	10	10
	2	1	1	1	1	1	1	1	1	1	1	1	1	1	1	1	1
	3	2	2	2	2	2	2	2	2	2	2	2	2	2	2	2	2
	4	14	14	14	14	14	14	14	14	14	14	14	14	14	14	14	14
	5	13	13	11	11	11	11	11	11	11	11	11	11	11	11	11	11
	6	11	11	13	13	13	13	13	13	13	13	13	13	13	13	13	13
	7	29	29	29	29	29	29	29	29	29	29	29	29	29	29	26	26
	8	21	21	21	21	21	21	26	26	26	26	26	26	26	26	9	9
	9	9	9	26	26	26	26	21	21	21	21	21	21	9	9	0	0
	10	26	26	0	0	0	9	9	9	9	9	9	9	0	0	19	19
	11	0	0	9	9	9	0	0	0	0	0	0	0	19	19	29	29
	12	19	19	19	19	19	19	19	19	19	19	19	19	19	21	21	21
	13	32	32	32	32	32	16	16	16	16	16	16	16	16	16	16	16
	14	27	27	16	16	16	32	32	32	32	32	32	27	27	27	27	27
	15	16	16	27	27	27	27	27	27	27	27	27	27	12	12	12	5
	16	12	12	12	12	12	12	12	12	12	12	12	5	5	5	5	12
	17	5	5	5	5	5	5	5	5	5	5	5	6	6	6	6	6
	18	6	6	6	6	6	6	6	6	6	6	6	32	32	32	32	32



Peroni Race Network, 7-8 Maggio 2011
Formula Renault 2.0 Alps - Velocità Gara 1

Enzo e Dino Ferrari 4.909 m

Classifica

1	10 MCKEE Melville	F.Renault 2.0 Alps	Giri 16
2	1 TARANCON Javier	F.Renault 2.0 Alps	0.821
3	2 CHATIN Paul-Loup	F.Renault 2.0 Alps	1.462
4	14 JAGER Thomas	F.Renault 2.0 Alps	18.921
5	11 ZIMMER Yann	F.Renault 2.0 Alps	19.218
6	13 MARCELLAN Cristiano	F.Renault 2.0 Alps	19.471
7	26 MAVLANOV Roman	F.Renault 2.0 Alps	22.153
8	9 CALAMIA Mauro	F.Renault 2.0 Alps	29.346
9	0 GIBBIN Federico	F.Renault 2.0 Alps	31.570
10	19 GILARDONI Kevin	F.Renault 2.0 Alps	32.076
11	29 VON GRUNIGEN Christof	F.Renault 2.0 Alps	34.725
12	21 COLOMBO Stefano	F.Renault 2.0 Alps	36.786
13	16 MENEZES Gustavo	F.Renault 2.0 Alps	36.920
14	27 DE ZEN Giada	F.Renault 2.0 Alps	39.585
15	5 COUGNAUD Alexandre	F.Renault 2.0 Alps	39.646
16	12 ROCCA Nicolò	F.Renault 2.0 Alps	39.676
17	6 MESNY Amir	F.Renault 2.0 Alps	47.103
18	32 GHIRELLI Edolo	F.Renault 2.0 Alps	1'12.779

Velocità

1	32 GHIRELLI Edolo	F.Renault 2.0 Alps	247.1
2	0 GIBBIN Federico	F.Renault 2.0 Alps	244.9
3	27 DE ZEN Giada	F.Renault 2.0 Alps	244.9
4	16 MENEZES Gustavo	F.Renault 2.0 Alps	243.8
5	19 GILARDONI Kevin	F.Renault 2.0 Alps	243.8
6	13 MARCELLAN Cristiano	F.Renault 2.0 Alps	243.2
7	2 CHATIN Paul-Loup	F.Renault 2.0 Alps	242.7
8	29 VON GRUNIGEN Christof	F.Renault 2.0 Alps	242.7
9	1 TARANCON Javier	F.Renault 2.0 Alps	242.2
10	6 MESNY Amir	F.Renault 2.0 Alps	241.6
11	26 MAVLANOV Roman	F.Renault 2.0 Alps	241.1
12	9 CALAMIA Mauro	F.Renault 2.0 Alps	241.1
13	21 COLOMBO Stefano	F.Renault 2.0 Alps	240.5
14	11 ZIMMER Yann	F.Renault 2.0 Alps	240.0
15	5 COUGNAUD Alexandre	F.Renault 2.0 Alps	238.9
16	12 ROCCA Nicolò	F.Renault 2.0 Alps	238.4
17	10 MCKEE Melville	F.Renault 2.0 Alps	236.8
18	14 JAGER Thomas	F.Renault 2.0 Alps	235.3

Tratto 1		Tratto 2		Tratto 3		Tratto 4		
1	29 VON GRUNIGEN C	7.374	1	10 MCKEE M.	14.924	1	1 TARANCON J.	38.960
2	16 MENEZES G.	7.408	2	11 ZIMMER Y.	15.063	2	10 MCKEE M.	39.016
3	6 MESNY A.	7.409	3	1 TARANCON J.	15.108	3	2 CHATIN P.	39.088
4	0 GIBBIN F.	7.416	4	29 VON GRUNIGEN C	15.128	4	29 VON GRUNIGEN C	39.190
5	19 GILARDONI K.	7.418	5	2 CHATIN P.	15.138	5	11 ZIMMER Y.	39.216
6	2 CHATIN P.	7.423	6	26 MAVLANOV R.	15.201	6	13 MARCELLAN C.	39.265
7	1 TARANCON J.	7.423	7	16 MENEZES G.	15.244	7	9 CALAMIA M.	39.377
8	13 MARCELLAN C.	7.430	8	14 JAGER T.	15.267	8	26 MAVLANOV R.	39.384
9	9 CALAMIA M.	7.446	9	19 GILARDONI K.	15.275	9	19 GILARDONI K.	39.386
10	27 DE ZEN G.	7.448	10	21 COLOMBO S.	15.279	10	0 GIBBIN F.	39.413
11	26 MAVLANOV R.	7.449	11	13 MARCELLAN C.	15.294	11	14 JAGER T.	39.424
12	11 ZIMMER Y.	7.457	12	9 CALAMIA M.	15.339	12	21 COLOMBO S.	39.445
13	32 GHIRELLI E.	7.460	13	27 DE ZEN G.	15.351	13	27 DE ZEN G.	39.499
14	5 COUGNAUD A.	7.505	14	32 GHIRELLI E.	15.356	14	12 ROCCA N.	39.536
15	12 ROCCA N.	7.533	15	5 COUGNAUD A.	15.358	15	32 GHIRELLI E.	39.544
16	10 MCKEE M.	7.573	16	12 ROCCA N.	15.361	16	16 MENEZES G.	39.550
17	21 COLOMBO S.	7.622	17	6 MESNY A.	15.393	17	5 COUGNAUD A.	39.583
18	14 JAGER T.	7.627	18	0 GIBBIN F.	15.415	18	6 MESNY A.	39.656